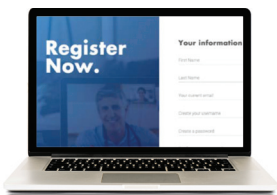


Register today so you're ready when you need care

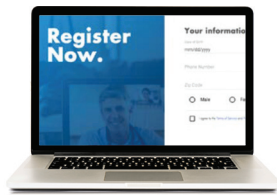
» How To Register Through The Web Portal



1. Visit MDLIVE.com/BCBSTX and click "Activate Now."



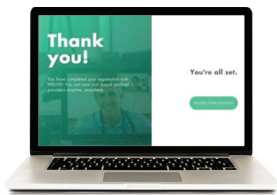
2. Create your username and password. Then enter your information on the next page and click "Next."



3. Enter your subscriber ID found on your medical card and verify your information.

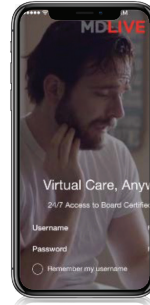


4. If you're a dependent, enter your primary policy holder's information.

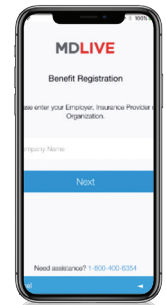


5. You are registered. We'll send you an email, and all you have to do is click "Access Your Account" to load your MDLIVE dashboard.

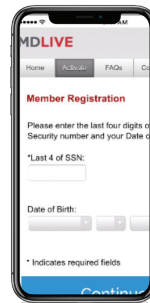
» How To Register Through The MDLIVE App



1. Get the MDLIVE Telehealth app in the App Store or Google Play Store.



2. Click "Create A FREE Account" and enter the company name your benefit is with.



3. Enter your personal information, and verify your member profile and security settings.

4. You are registered. Click "Access Your Account" to load your MDLIVE dashboard. To learn more about your MDLIVE benefits, click "Download and Print Medical History."



888-680-8646

Medical Visits Copay

\$0

Meet Sophie, your personal assistant.

Text "BCBSTX" to 635483



MDLIVE.com/BCBSTX

Get the app today, and be prepared for a virtual doctor visit the next time you get sick.

