

---

# DESIGNATED TUITION REPORT

January 2018



---

Prepared by  
The University of Texas System  
Office of the Controller

Report to the Legislature  
Pursuant to Rider No. 46, Report Concerning Designated Tuition  
SB 1, 85<sup>TH</sup> Legislature, Regular Session, Page III-268

**TABLE OF CONTENTS**

RIDER 46, SPECIAL PROVISIONS RELATING ONLY TO STATE AGENCIES OF HIGHER EDUCATION ..... 1

SUMMARY OF DESIGNATED TUITION AT U. T. SYSTEM ..... 2

COLLECTION AND USE OF DESIGNATED TUITION..... 2

DESIGNATED TUITION COLLECTED AND USED - BY INSTITUTION ..... 4

APPENDIX - GLOSSARY OF TERMS ..... 20

For questions concerning this report, contact:  
U. T. System Office of the Controller  
512.499.4527

The text of Section 46 found in Article III, Page 268, Senate Bill 1, 85<sup>th</sup> Legislature, Regular Session, is as follows:

**Sec. 46. Report Concerning Designated Tuition.**

(a) Not later than January 1, 2018, the governing board of each public institution of higher education that charges students designated tuition under § 54.0513, *Education Code*, shall use the appropriations in the Act to report to the legislature, for the 2015-2016 and 2016-2017 academic years:

(1) the amount the institution has collected in designated tuition;

(2) the purposes for which the institution spent the money derived from designated tuition and the amount of that money spent for each of those purposes; and

(3) the amount set aside from designated tuition for resident undergraduate and graduate student assistance under §§56.011 and 56.012, *Education Code* and how these amounts are allocated under the following categories.

- (a) grants,
- (b) scholarships,
- (c) work-study programs,
- (d) student loans,
- (e) and student loan repayment assistance.

(b) Reports required by this section shall be delivered to the Lieutenant Governor, the Speaker of the House, the chair of the Senate Finance Committee, and the chair of the House Appropriations Committee.

## SUMMARY OF DESIGNATED TUITION AT U. T. SYSTEM

### BACKGROUND

Section 54.0513 of the *Texas Education Code*, as amended by the 78<sup>th</sup> Legislature in 2003, authorizes the governing board of an institution of higher education, under terms the governing board considers appropriate, to charge any student “an amount designated as tuition that the governing board considers necessary for the effective operation of the institution.” Historically, changes to this tuition, known as designated tuition, have been authorized by The University of Texas System Board of Regents (U. T. Regents) only after careful consultation with students, faculty, and other constituencies.

Prior to the changes authorized by the 78<sup>th</sup> Legislature, governing boards were given authority to set the designated tuition rate at an amount not to exceed the statutory tuition rate. Constrained by relatively flat state funding and facing significant enrollment growth, most U. T. academic institutions were at or near the limit of \$46 per semester credit hour (SCH) in FY 2003. With the changes by the 78<sup>th</sup> Legislature, institutions were allowed to exceed the statutory tuition rate.

To help ensure affordability for all Texans, the 78<sup>th</sup> Legislature mandated financial aid set-asides through Sections 56.011 and 56.012 of the *Texas Education Code*. For designated tuition in excess of \$46 per SCH, these provisions currently require a minimum of fifteen percent of resident undergraduate designated tuition and fifteen percent of resident graduate designated tuition be dedicated to providing financial assistance for students.

For fiscal years 2013 through 2016, the U. T. Regents authorized allocations from the Available University Fund (AUF) to minimize or offset increases in resident undergraduate tuition. This was accomplished by providing additional AUF to U. T. Austin and by identifying activities currently being performed at the cost of individual campuses that could appropriately be performed by U. T. System Administration. As a result of these allocations, there were minimal to no increases in total academic charges reported in the Texas Higher Education Coordinating Board’s Integrated Financial Reporting System (IFRS) for U. T. resident undergraduate students over this time period. In 2017, several institutions received an increase to support inflation (2%), and others received slightly higher increases to support student success/support and faculty recruitment and retention.

### COLLECTION AND USE OF DESIGNATED TUITION

Article III, Section 46(a) of Senate Bill 1, 85<sup>th</sup> Legislature, Regular Session, requires a report on the amount of designated tuition collected by an institution, the amounts and purposes for which those collections were expended, and the amount set-aside from designated tuition for resident undergraduate and graduate student assistance under Sections 56.011 and 56.012, *Texas Education Code*. U. T. academic institutions have collected \$1.0 billion of designated tuition for FY 2016 and \$1.1 billion for FY 2017. U. T. health-related institutions have collected \$71 million for FY 2016 and \$78 million for FY 2017. The amounts reported as collected include the non-cash annual financial report adjustments related to statutory exemptions and Texas Tomorrow Fund discounts.

The uses of designated tuition by the U. T. System have been categorized into six principal areas: (1) Instruction and Academic Support, (2) Operation and Maintenance of Plant, (3) Grants, Scholarships and Financial Aid, (4) Debt Service and Capital Outlay, (5) Institutional Support, and (6) Other Expenses. Summaries for U. T. general academic and health-related institutions along with detailed information for each U. T. institution can be found beginning on page 5.

**Instruction and Academic Support** includes expenditures for salaries, wages, and all other costs related to those engaged in the teaching function (i.e. faculty) including the operating cost of instructional departments. Costs related to those engaged in academic department leadership (e.g. academic deans' offices) and academic computing support along with library materials, related salaries, and operating costs are also included. For FY 2016 and FY 2017, these expenditures represent about 40.3% and 42.4%, respectively, of the total use of designated tuition by U. T. academic institutions. For U. T. health-related institutions, these expenditures are approximately 48.9% and 50.3% for FY 2016 and FY 2017, respectively.

**Operation and Maintenance of Plant** includes expenditures for the operation and maintenance of the physical plant including all expenditures for operations established to provide services and maintenance related to grounds and facilities. This incorporates such items as plant support services, custodial services, building and grounds maintenance, utilities, fire protection, property insurance, safety and security, and similar items. For FY 2016 and FY 2017, these expenditures represent 10.9% and 10.2%, respectively, of the total use of designated tuition by U. T. academic institutions. For U. T. health-related institutions, these expenditures are approximately 14.7% and 14.5% for FY 2016 and FY 2017, respectively.

**Grants, Scholarships, and Financial Aid** represent expenditures in the form of grants to students resulting from selection by the institution or from an entitlement program. Expenditures of tuition set-asides for resident undergraduates and graduates required by Sections 56.011 and 56.012, *Texas Education Code*, are a component of this category. For U. T. academic institutions, these expenditures represent 20.4% of designated tuition expenditures for FY 2016 and 19.9% for FY 2017, including the value of statutory exemptions and Texas Tomorrow Fund discounts. For U. T. health-related institutions, these expenditures are approximately 12.4% for FY 2016 and 12.6% for FY 2017.

**Debt Service and Capital Outlay** encompass both the principal and interest portion of debt service transfers under the U. T. System Revenue Financing System. Also included are funds used for major repair, rehabilitation, and renovation of existing buildings and facilities, as well as funds to supplement major capital projects. For U. T. academic institutions, these expenditures represent around 8.8% and 7.9% of FY 2016 and FY 2017 designated tuition expenditures, respectively. For U. T. health-related institutions, these expenditures are 9.9% and 9.4% of FY 2016 and FY 2017 totals, respectively.

**Institutional Support** includes central executive-level activities concerned with management and long-range planning for the entire institution. Expenditures within this category represent about 8.2% of total FY 2016 and 7.9% of total FY 2017 designated tuition expenditures for U. T. academic institutions. For U. T. health institutions, institutional support expenditures represent 4.2% and 4.3% of FY 2016 and FY 2017 total expenditures, respectively.

**Other Expenses** include those for administrative activities providing benefit to students such as admissions and registrar functions (i.e. student services), salaries and wages and other costs associated with non-instructional activities of faculty (i.e. research), or beneficial to individuals and groups external to the institution (i.e. community or public service), and non-operating expenses not included in another category. Expenditures within this category represent about 11.4% and 11.7% of total FY 2016 and FY 2017 designated tuition expenditures for U. T. academic institutions, respectively. Other expenses are 9.9% of FY 2016 and 8.9% of FY 2017 total designated tuition expenditures for U. T. health-related institutions.

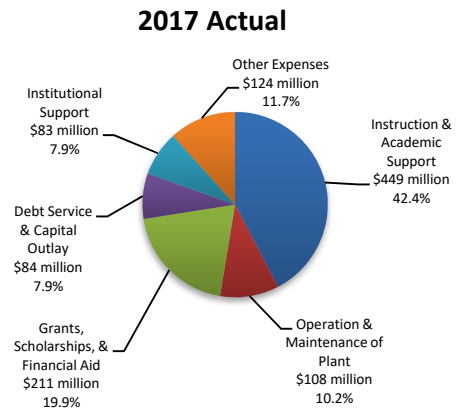
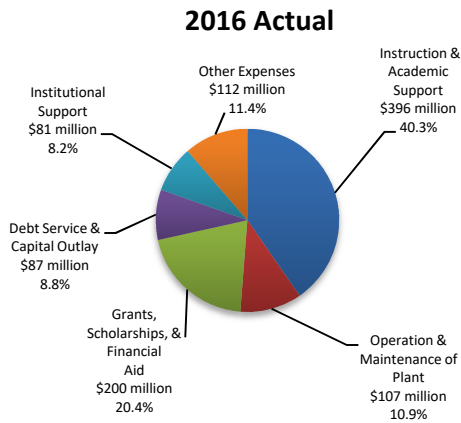
**DESIGNATED TUITION COLLECTED**

**AND USED - BY INSTITUTION**

Table 1

**The University of Texas System General Academic Institutions**  
**Designated Tuition Collected and Used**  
**For the Years Ended August 31, 2016 and 2017**

|   | 2016 Actual                 | 2017 Actual                  |
|---|-----------------------------|------------------------------|
| Designated Tuition Collected  | \$ <u>1,036,197,951</u>     | \$ <u>1,104,671,778</u>      |
| Uses:   |                             |                              |
| Instruction & Academic Support  | 396,278,058                 | 448,618,074                  |
| Operation & Maintenance of Plant  | 106,631,562                 | 108,279,026                  |
| Grants, Scholarships, & Financial Aid   | 199,943,919                 | 210,822,082                  |
| Debt Service & Capital Outlay   | 86,943,747                  | 83,932,966                   |
| Institutional Support   | 80,792,081                  | 83,384,770                   |
| Other Expenses  | <u>111,606,320</u>          | <u>124,033,834</u>           |
| Total Uses  | <u>982,195,686</u>          | <u>1,059,070,753</u>         |
| Excess (Deficiency) of Collections over Uses  | \$ <u><u>54,002,265</u></u> | \$ <u><u>45,601,025</u></u>  |
| Tuition Set-asides for Resident Undergraduates and Graduates ( <i>Texas Education Code</i> Sections 56.011 & 56.012): |                             |                              |
| Grants  | \$ 43,785,345               | \$ 48,130,266                |
| Scholarships  | 51,672,569                  | 55,742,621                   |
| Work-study Programs   | 2,370,975                   | 2,471,335                    |
| Student Loans   | -                           | -                            |
| Student Loan Repayment Assistance   | -                           | -                            |
| Total   | \$ <u><u>97,828,889</u></u> | \$ <u><u>106,344,222</u></u> |

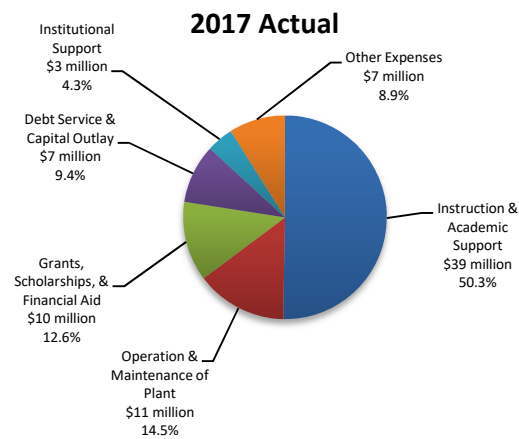
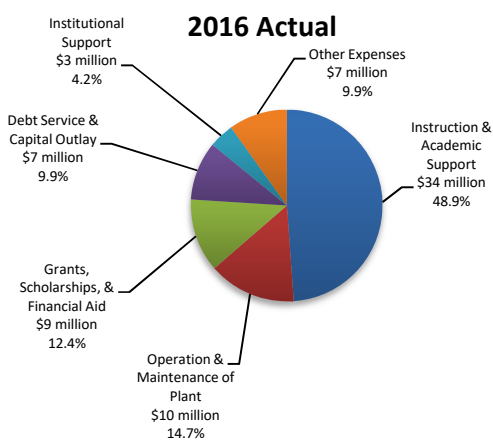


A Glossary of Terms is included as an Appendix.

Table 2

**The University of Texas System Health-Related Institutions**  
**Designated Tuition Collected and Used**  
**For the Years Ended August 31, 2016 and 2017**

|   | 2016 Actual              | 2017 Actual              |
|---|--------------------------|--------------------------|
| Designated Tuition Collected  | \$ <u>70,787,207</u>     | \$ <u>77,617,041</u>     |
| Uses:   |                          |                          |
| Instruction & Academic Support  | 34,212,116               | 38,561,559               |
| Operation & Maintenance of Plant  | 10,308,152               | 11,152,373               |
| Grants, Scholarships, & Financial Aid   | 8,650,517                | 9,679,600                |
| Debt Service & Capital Outlay   | 6,940,440                | 7,168,120                |
| Institutional Support   | 2,947,093                | 3,296,102                |
| Other Expenses  | 6,924,128                | 6,849,614                |
| Total Uses  | <u>69,982,446</u>        | <u>76,707,368</u>        |
| Excess (Deficiency) of Collections over Uses  | \$ <u><u>804,761</u></u> | \$ <u><u>909,673</u></u> |
| Tuition Set-asides for Resident Undergraduates and Graduates ( <i>Texas Education Code</i> Sections 56.011 & 56.012): |                          |                          |
| Grants  | \$ 8,425                 | \$ 11,651                |
| Scholarships  | 7,258,440                | 7,747,976                |
| Work-study Programs   | -                        | -                        |
| Student Loans   | -                        | -                        |
| Student Loan Repayment Assistance   | -                        | -                        |
| Total   | <u><u>7,266,865</u></u>  | <u><u>7,759,627</u></u>  |



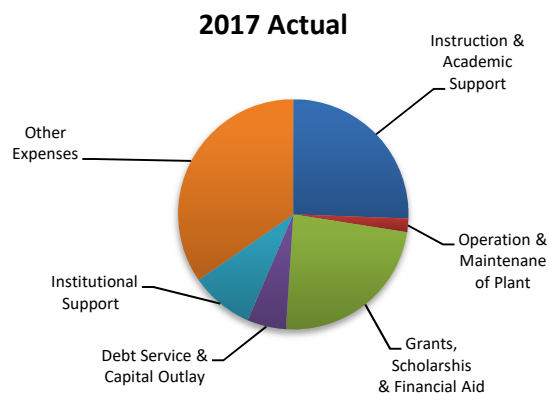
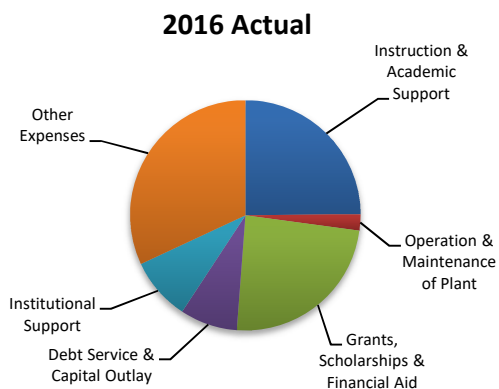
A Glossary of Terms is included as an Appendix.



Table 3

**The University of Texas at Arlington**  
**Designated Tuition Collected and Used**  
**For the Years Ended August 31, 2016 and 2017**

|   | <b>2016 Actual</b>    | <b>2017 Actual</b>    |
|---|-----------------------|-----------------------|
| Designated Tuition Collected  | \$ <u>153,980,452</u> | \$ <u>172,064,300</u> |
| Uses:   |                       |                       |
| Instruction & Academic Support  | 38,264,769            | 43,988,126            |
| Operation & Maintenance of Plant  | 3,547,605             | 3,335,700             |
| Grants, Scholarships & Financial Aid  | 36,963,071            | 40,465,490            |
| Debt Service & Capital Outlay   | 12,409,185            | 9,430,487             |
| Institutional Support   | 13,640,401            | 15,222,857            |
| Other Expenses  | <u>49,155,420</u>     | <u>59,621,640</u>     |
| Total Uses  | <u>153,980,452</u>    | <u>172,064,300</u>    |
| Excess (Deficiency) of Collections over Uses  | \$ <u><u>-</u></u>    | \$ <u><u>-</u></u>    |
| Tuition Set-asides for Resident Undergraduates and Graduates ( <i>Texas Education Code</i> Sections 56.011 & 56.012): |                       |                       |
| Grants  | \$ -                  | \$ -                  |
| Scholarships  | 15,218,604            | 18,659,892            |
| Work-study Programs   | -                     | -                     |
| Student Loans   | -                     | -                     |
| Student Loan Repayment Assistance   | <u>-</u>              | <u>-</u>              |
| Total   | <u>15,218,604</u>     | <u>18,659,892</u>     |

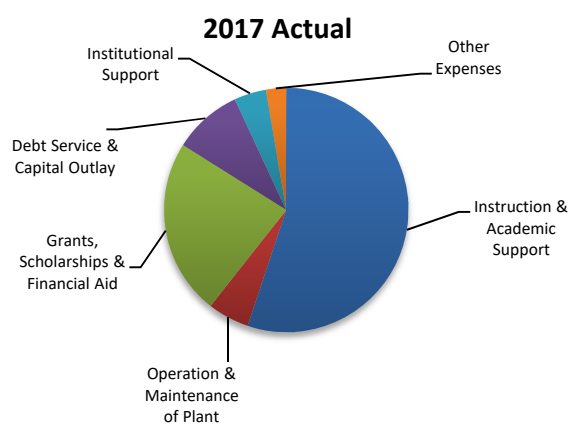
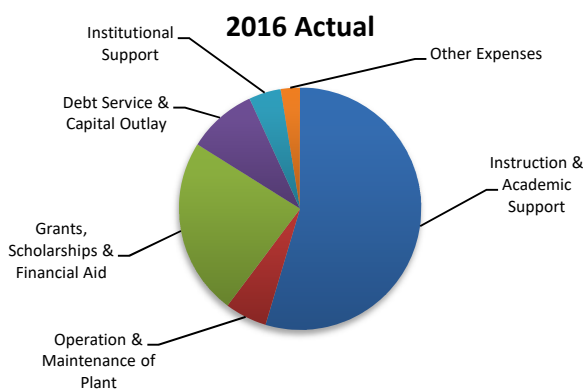


A Glossary of Terms is included as an Appendix.

Table 4

**The University of Texas at Austin**  
**Designated Tuition Collected and Used**  
**For the Years Ended August 31, 2016 and 2017**

|   | <b>2016 Actual</b>        | <b>2017 Actual</b>        |
|---|---------------------------|---------------------------|
| Designated Tuition Collected  | \$ <u>355,413,417</u>     | \$ <u>360,339,417</u>     |
| Uses:   |                           |                           |
| Instruction & Academic Support  | 194,173,607               | 198,711,518               |
| Operation & Maintenance of Plant  | 19,824,464                | 19,824,464                |
| Grants, Scholarships & Financial Aid  | 84,158,773                | 84,002,536                |
| Debt Service & Capital Outlay   | 32,880,293                | 32,880,293                |
| Institutional Support   | 15,206,796                | 15,206,796                |
| Other Expenses  | <u>9,169,484</u>          | <u>9,713,810</u>          |
| <b>Total Uses</b>   | <u><u>355,413,417</u></u> | <u><u>360,339,417</u></u> |
| Excess (Deficiency) of Collections over Uses  | \$ <u><u>-</u></u>        | \$ <u><u>-</u></u>        |
| Tuition Set-asides for Resident Undergraduates and Graduates ( <i>Texas Education Code</i> Sections 56.011 & 56.012): |                           |                           |
| Grants  | \$ 29,015,390             | \$ 31,036,975             |
| Scholarships  | -                         | -                         |
| Work-study Programs   | 106,144                   | 117,597                   |
| Student Loans   | -                         | -                         |
| Student Loan Repayment Assistance   | <u>-</u>                  | <u>-</u>                  |
| <b>Total</b>  | <u><u>29,121,534</u></u>  | <u><u>31,154,572</u></u>  |

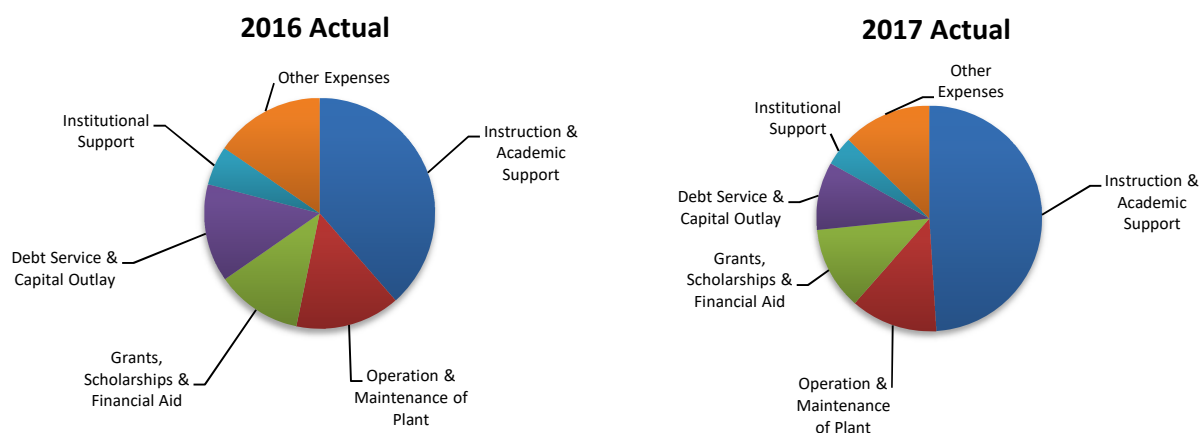


A Glossary of Terms is included as an Appendix.

Table 5

**The University of Texas at Dallas**  
**Designated Tuition Collected and Used**  
**For the Years Ended August 31, 2016 and 2017**

|   | <b>2016 Actual</b>              | <b>2017 Actual</b>              |
|---|---------------------------------|---------------------------------|
| Designated Tuition Collected  | \$ <u>183,842,764</u>           | \$ <u>204,817,464</u>           |
| Uses:   |                                 |                                 |
| Instruction & Academic Support  | 51,573,423                      | 76,759,554                      |
| Operation & Maintenance of Plant  | 19,535,319                      | 19,546,244                      |
| Grants, Scholarships & Financial Aid  | 16,144,712                      | 18,577,690                      |
| Debt Service & Capital Outlay   | 18,391,388                      | 15,289,516                      |
| Institutional Support   | 7,332,888                       | 6,489,062                       |
| Other Expenses  | <u>20,658,707</u>               | <u>19,967,520</u>               |
| <b>Total Uses</b>   | <u><u>133,636,437</u></u>       | <u><u>156,629,586</u></u>       |
| <br>Excess (Deficiency) of Collections over Uses  | <br>\$ <u><u>50,206,327</u></u> | <br>\$ <u><u>48,187,878</u></u> |
| <br>Tuition Set-asides for Resident Undergraduates<br>and Graduates ( <i>Texas Education Code</i> Sections<br>56.011 & 56.012): |                                 |                                 |
| Grants  | \$ -                            | \$ -                            |
| Scholarships  | 18,521,376                      | 17,112,895                      |
| Work-study Programs   | -                               | -                               |
| Student Loans   | -                               | -                               |
| Student Loan Repayment Assistance   | -                               | -                               |
| <b>Total</b>  | <u><u>18,521,376</u></u>        | <u><u>17,112,895</u></u>        |

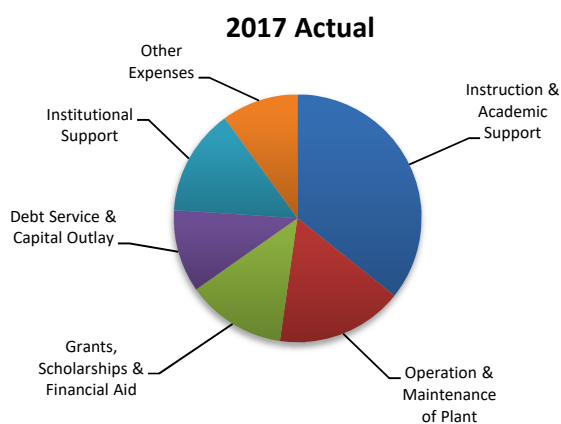
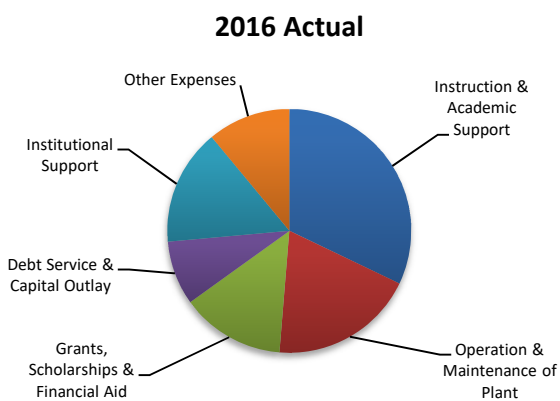


A Glossary of Terms is included as an Appendix.

Table 6

**The University of Texas at El Paso**  
**Designated Tuition Collected and Used**  
**For the Years Ended August 31, 2016 and 2017**

|  | <b>2016 Actual</b>           | <b>2017 Actual</b>                |
|--|------------------------------|-----------------------------------|
| Designated Tuition Collected   | \$ <u>75,305,560</u>         | \$ <u>77,542,409</u>              |
| <b>Uses:</b>   |                              |                                   |
| Instruction & Academic Support   | 24,125,757                   | 32,984,222                        |
| Operation & Maintenance of Plant   | 14,421,274                   | 15,267,472                        |
| Grants, Scholarships & Financial Aid   | 10,383,554                   | 12,003,653                        |
| Debt Service & Capital Outlay  | 6,377,768                    | 9,942,256                         |
| Institutional Support  | 11,587,724                   | 12,834,659                        |
| Other Expenses   | <u>8,267,077</u>             | <u>9,273,294</u>                  |
| <b>Total Uses</b>  | <u><u>75,163,154</u></u>     | <u><u>92,305,556</u></u>          |
| <br>Excess (Deficiency) of Collections over Uses   | <br>\$ <u><u>142,406</u></u> | <br>\$ <u><u>(14,763,146)</u></u> |
| <br><b>Tuition Set-asides for Resident Undergraduates and Graduates (Texas Education Code Sections 56.011 &amp; 56.012):</b> |                              |                                   |
| Grants   | \$ 6,591,959                 | \$ 7,274,166                      |
| Scholarships   | -                            | -                                 |
| Work-study Programs  | 500,000                      | 500,000                           |
| Student Loans  | -                            | -                                 |
| Student Loan Repayment Assistance  | -                            | -                                 |
| <b>Total</b>   | <u><u>7,091,959</u></u>      | <u><u>7,774,166</u></u>           |

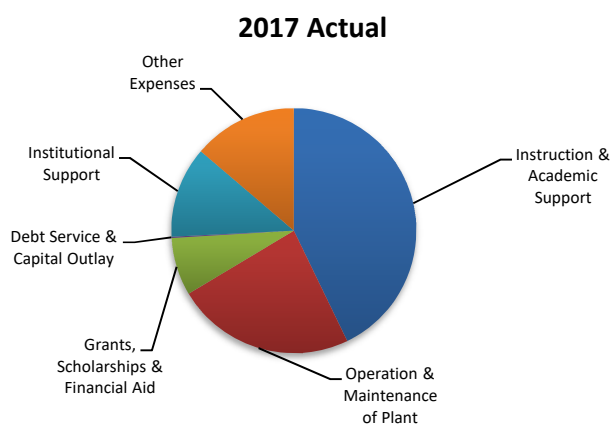
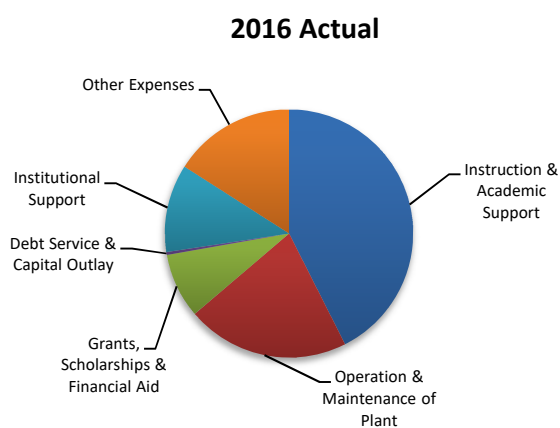


A Glossary of Terms is included as an Appendix.

Table 7

**The University of Texas of the Permian Basin  
Designated Tuition Collected and Used  
For the Years Ended August 31, 2016 and 2017**

|   | <b>2016 Actual</b>         | <b>2017 Actual</b>       |
|---|----------------------------|--------------------------|
| Designated Tuition Collected  | \$ <u>15,199,393</u>       | \$ <u>15,526,940</u>     |
| Uses:   |                            |                          |
| Instruction & Academic Support  | 5,660,280                  | 6,321,090                |
| Operation & Maintenance of Plant  | 2,823,523                  | 3,480,980                |
| Grants, Scholarships & Financial Aid  | 1,124,219                  | 1,127,140                |
| Debt Service & Capital Outlay   | 52,239                     | 21,300                   |
| Institutional Support   | 1,522,633                  | 1,776,639                |
| Other Expenses  | <u>2,121,637</u>           | <u>2,029,276</u>         |
| <b>Total Uses</b>   | <b><u>13,304,532</u></b>   | <b><u>14,756,425</u></b> |
| Excess (Deficiency) of Collections over Uses  | \$ <u><u>1,894,862</u></u> | \$ <u><u>770,515</u></u> |
| Tuition Set-asides for Resident Undergraduates and Graduates ( <i>Texas Education Code</i> Sections 56.011 & 56.012): |                            |                          |
| Grants  | \$ -                       | \$ -                     |
| Scholarships  | 3,946,337                  | 4,572,639                |
| Work-study Programs   | -                          | -                        |
| Student Loans   | -                          | -                        |
| Student Loan Repayment Assistance   | <u>-</u>                   | <u>-</u>                 |
| <b>Total</b>  | <b><u>3,946,337</u></b>    | <b><u>4,572,639</u></b>  |

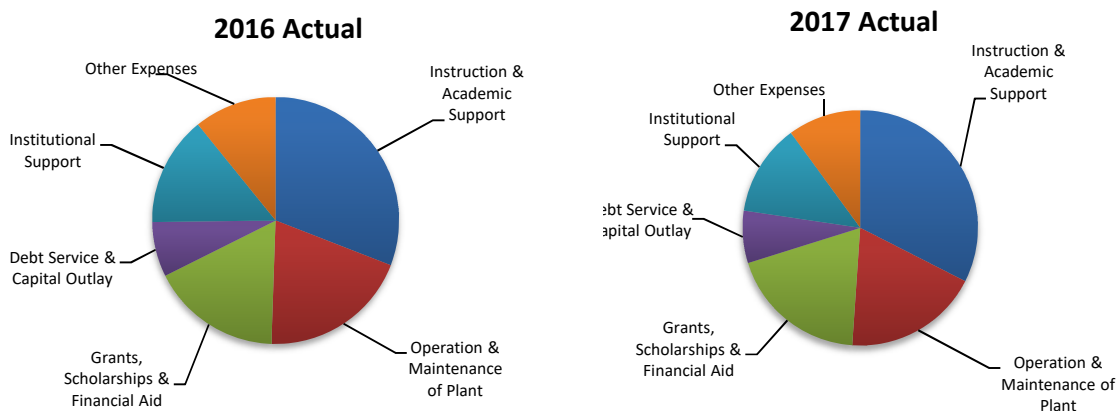


A Glossary of Terms is included as an Appendix.

Table 8

**The University of Texas Rio Grande Valley**  
**Designated Tuition Collected and Used**  
**For the Years Ended August 31, 2016 and 2017**

|   | <b>2016 Actual</b>             | <b>2017 Actual</b>              |
|---|--------------------------------|---------------------------------|
| Designated Tuition Collected  | \$ <u>112,169,841</u>          | \$ <u>114,807,894</u>           |
| Uses:   |                                |                                 |
| Instruction & Academic Support  | 34,205,048                     | 33,951,890                      |
| Operation & Maintenance of Plant  | 21,729,806                     | 19,401,975                      |
| Grants, Scholarships & Financial Aid  | 18,867,841                     | 19,970,367                      |
| Debt Service & Capital Outlay   | 7,984,212                      | 7,520,452                       |
| Institutional Support   | 15,876,346                     | 13,145,472                      |
| Other Expenses  | <u>12,002,860</u>              | <u>10,508,777</u>               |
| <b>Total Uses</b>   | <u><u>110,666,113</u></u>      | <u><u>104,498,933</u></u>       |
| <br>Excess (Deficiency) of Collections over Uses  | <br>\$ <u><u>1,503,728</u></u> | <br>\$ <u><u>10,308,961</u></u> |
| <br>Tuition Set-asides for Resident Undergraduates<br>and Graduates ( <i>Texas Education Code</i> Sections<br>56.011 & 56.012): |                                |                                 |
| Grants  | \$ 8,177,996                   | \$ 9,819,125                    |
| Scholarships  | 2,079,669                      | 1,588,220                       |
| Work-study Programs   | 339,831                        | 428,738                         |
| Student Loans   | -                              | -                               |
| Student Loan Repayment Assistance   | <u>-</u>                       | <u>-</u>                        |
| <b>Total</b>  | <u><u>10,597,496</u></u>       | <u><u>11,836,083</u></u>        |

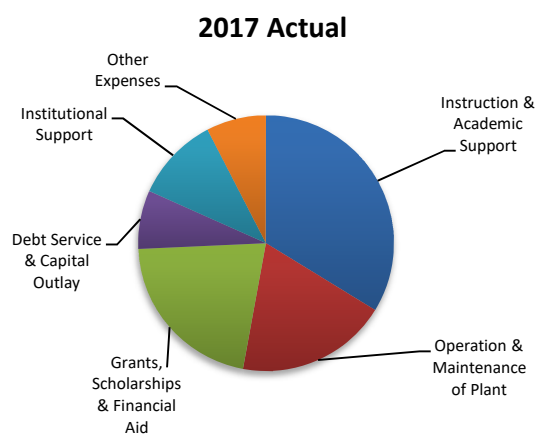
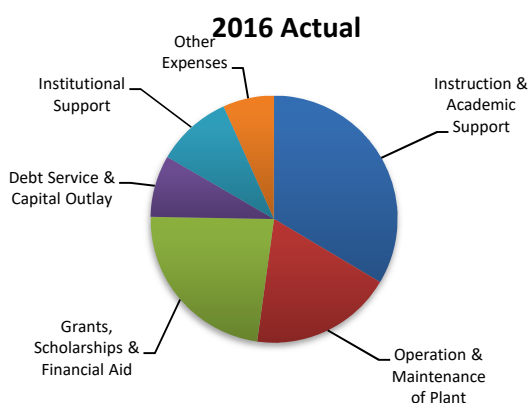


A Glossary of Terms is included as an Appendix.

Table 9

**The University of Texas at San Antonio**  
**Designated Tuition Collected and Used**  
**For the Years Ended August 31, 2016 and 2017**

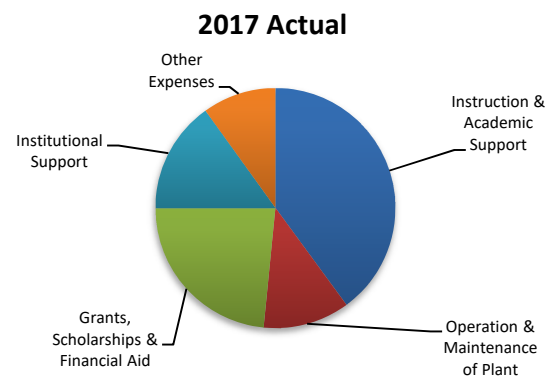
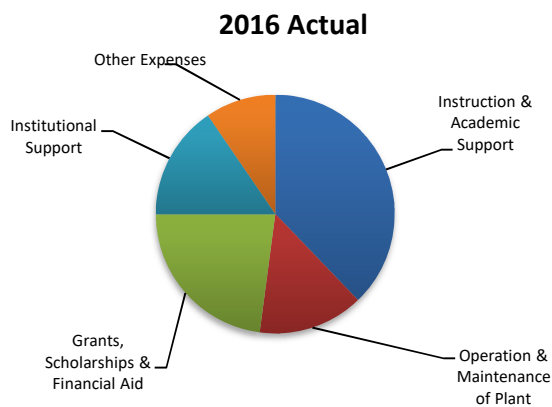
|   | <b>2016 Actual</b>       | <b>2017 Actual</b>         |
|---|--------------------------|----------------------------|
| Designated Tuition Collected  | \$ <u>107,261,210</u>    | \$ <u>121,340,752</u>      |
| Uses:   |                          |                            |
| Instruction & Academic Support  | 36,678,114               | 40,336,714                 |
| Operation & Maintenance of Plant  | 20,370,816               | 22,871,740                 |
| Grants, Scholarships & Financial Aid  | 25,287,390               | 25,555,931                 |
| Debt Service & Capital Outlay   | 8,848,662                | 8,848,662                  |
| Institutional Support   | 10,872,718               | 12,809,046                 |
| Other Expenses  | <u>7,310,686</u>         | <u>9,056,284</u>           |
| Total Uses  | <u>109,368,386</u>       | <u>119,478,377</u>         |
| Excess (Deficiency) of Collections over Uses  | \$ <u><u>-</u></u>       | \$ <u><u>1,862,375</u></u> |
| Tuition Set-asides for Resident Undergraduates and Graduates ( <i>Texas Education Code</i> Sections 56.011 & 56.012): |                          |                            |
| Grants  | \$ -                     | \$ -                       |
| Scholarships  | 8,785,444                | 10,167,788                 |
| Work-study Programs   | 1,425,000                | 1,425,000                  |
| Student Loans   | -                        | -                          |
| Student Loan Repayment Assistance   | <u>-</u>                 | <u>-</u>                   |
| Total   | <u><u>10,210,444</u></u> | <u><u>11,592,788</u></u>   |



A Glossary of Terms is included as an Appendix.

**The University of Texas at Tyler**  
**Designated Tuition Collected and Used**  
**For the Years Ended August 31, 2016 and 2017**

|   | <b>2016 Actual</b>         | <b>2017 Actual</b>         |
|---|----------------------------|----------------------------|
| Designated Tuition Collected  | \$ <u>33,025,314</u>       | \$ <u>38,232,602</u>       |
| Uses:   |                            |                            |
| Instruction & Academic Support  | 11,597,061                 | 15,564,960                 |
| Operation & Maintenance of Plant  | 4,378,755                  | 4,550,451                  |
| Grants, Scholarships & Financial Aid  | 7,014,358                  | 9,119,275                  |
| Debt Service & Capital Outlay   | -                          | -                          |
| Institutional Support   | 4,752,574                  | 5,900,240                  |
| Other Expenses  | <u>2,920,448</u>           | <u>3,863,234</u>           |
| Total Uses  | <u>30,663,196</u>          | <u>38,998,160</u>          |
| Excess (Deficiency) of Collections over Uses  | \$ <u><u>2,362,118</u></u> | \$ <u><u>(765,558)</u></u> |
| Tuition Set-asides for Resident Undergraduates and Graduates ( <i>Texas Education Code</i> Sections 56.011 & 56.012): |                            |                            |
| Grants  | \$ -                       | \$ -                       |
| Scholarships  | 3,121,139                  | 3,641,187                  |
| Work-study Programs   | -                          | -                          |
| Student Loans   | -                          | -                          |
| Student Loan Repayment Assistance   | -                          | -                          |
| Total   | <u>3,121,139</u>           | <u>3,641,187</u>           |



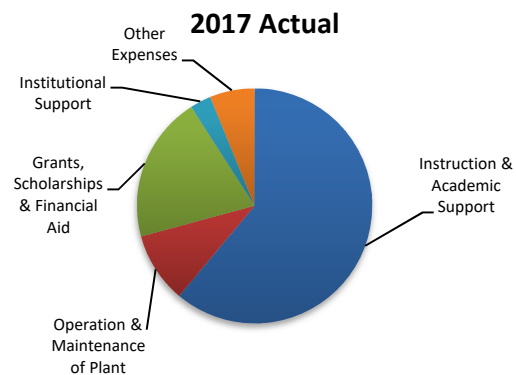
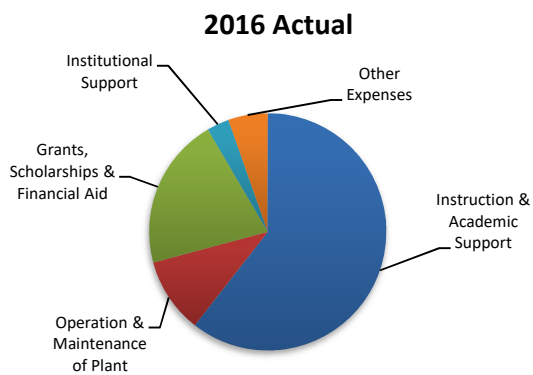
A Glossary of Terms is included as an Appendix.



Table 11

**The University of Texas Southwestern Medical Center**  
**Designated Tuition Collected and Used**  
**For the Years Ended August 31, 2016 and 2017**

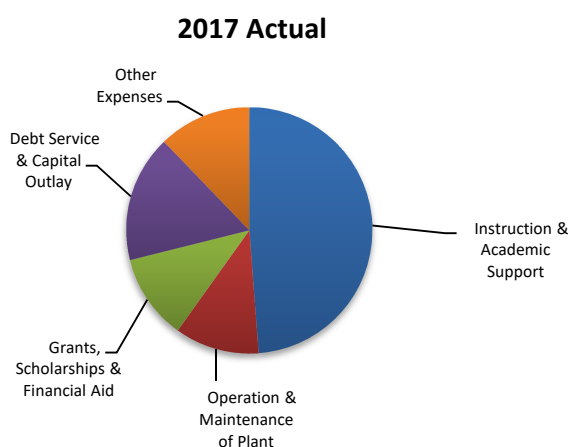
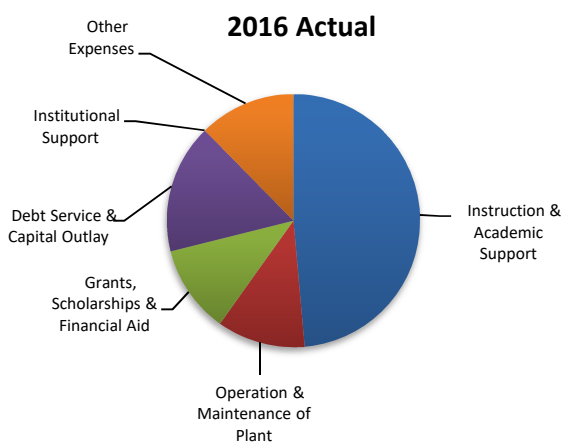
|   | <b>2016 Actual</b>       | <b>2017 Actual</b>       |
|---|--------------------------|--------------------------|
| Designated Tuition Collected  | \$ <u>15,117,158</u>     | \$ <u>16,034,524</u>     |
| Uses:   |                          |                          |
| Instruction & Academic Support  | 9,151,121                | 9,797,249                |
| Operation & Maintenance of Plant  | 1,552,758                | 1,552,758                |
| Grants, Scholarships & Financial Aid  | 3,139,276                | 3,230,137                |
| Debt Service & Capital Outlay   | -                        | -                        |
| Institutional Support   | 459,800                  | 459,800                  |
| Other Expenses  | <u>814,203</u>           | <u>994,580</u>           |
| <b>Total Uses</b>   | <u><u>15,117,158</u></u> | <u><u>16,034,524</u></u> |
| Excess (Deficiency) of Collections over Uses  | \$ <u><u>-</u></u>       | \$ <u><u>-</u></u>       |
| Tuition Set-asides for Resident Undergraduates and Graduates ( <i>Texas Education Code</i> Sections 56.011 & 56.012): |                          |                          |
| Grants  | \$ -                     | \$ -                     |
| Scholarships  | 1,434,549                | 1,501,338                |
| Work-study Programs   | -                        | -                        |
| Student Loans   | -                        | -                        |
| Student Loan Repayment Assistance   | <u>-</u>                 | <u>-</u>                 |
| <b>Total</b>  | <u><u>1,434,549</u></u>  | <u><u>1,501,338</u></u>  |



A Glossary of Terms is included as an Appendix.

**The University of Texas Medical Branch at Galveston**  
**Designated Tuition Collected and Used**  
**For the Years Ended August 31, 2016 and 2017**

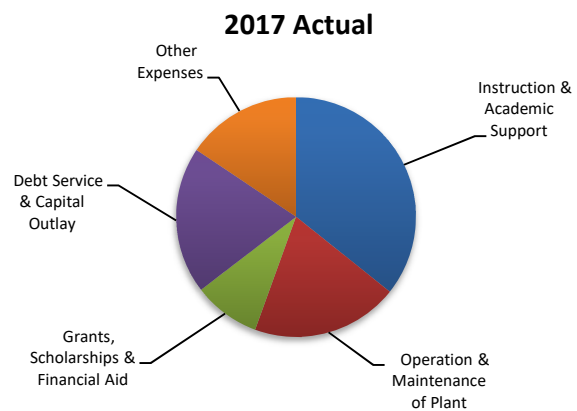
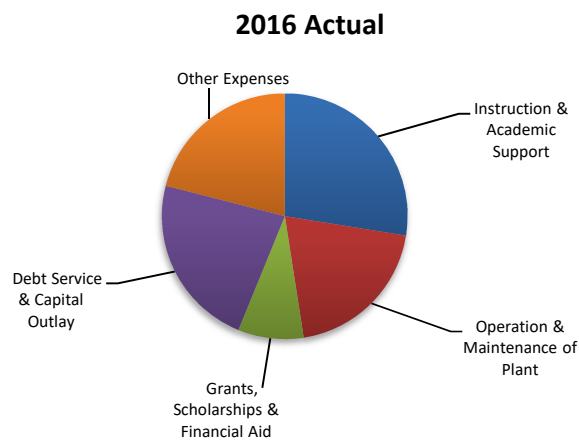
|   | <b>2016 Actual</b>      | <b>2017 Actual</b>      |
|---|-------------------------|-------------------------|
| Designated Tuition Collected  | \$ <u>18,863,967</u>    | \$ <u>20,118,633</u>    |
| Uses:   |                         |                         |
| Instruction & Academic Support  | 9,167,855               | 9,817,859               |
| Operation & Maintenance of Plant  | 2,125,876               | 2,231,843               |
| Grants, Scholarships & Financial Aid  | 2,115,756               | 2,258,976               |
| Debt Service & Capital Outlay   | 3,121,862               | 3,348,533               |
| Institutional Support   | -                       | -                       |
| Other Expenses  | <u>2,332,618</u>        | <u>2,461,421</u>        |
| Total Uses  | <u>18,863,967</u>       | <u>20,118,633</u>       |
| Excess (Deficiency) of Collections over Uses  | \$ <u><u>-</u></u>      | \$ <u><u>-</u></u>      |
| Tuition Set-asides for Resident Undergraduates and Graduates ( <i>Texas Education Code</i> Sections 56.011 & 56.012): |                         |                         |
| Grants  | \$ -                    | \$ -                    |
| Scholarships  | 2,144,808               | 2,006,600               |
| Work-study Programs   | -                       | -                       |
| Student Loans   | -                       | -                       |
| Student Loan Repayment Assistance   | <u>-</u>                | <u>-</u>                |
| Total   | <u><u>2,144,808</u></u> | <u><u>2,006,600</u></u> |



A Glossary of Terms is included as an Appendix.

**The University of Texas Health Science Center at Houston**  
**Designated Tuition Collected and Used**  
**For the Years Ended August 31, 2016 and 2017**

|  | <b>2016 Actual</b>           | <b>2017 Actual</b>           |
|--|------------------------------|------------------------------|
| Designated Tuition Collected   | \$ <u>17,364,032</u>         | \$ <u>19,983,091</u>         |
| <b>Uses:</b>   |                              |                              |
| Instruction & Academic Support   | 4,601,508                    | 6,876,050                    |
| Operation & Maintenance of Plant   | 3,342,314                    | 3,820,214                    |
| Grants, Scholarships & Financial Aid   | 1,439,492                    | 1,743,488                    |
| Debt Service & Capital Outlay  | 3,818,577                    | 3,819,586                    |
| Institutional Support  | -                            | -                            |
| Other Expenses   | <u>3,508,445</u>             | <u>2,999,045</u>             |
| <b>Total Uses</b>  | <u><u>16,710,336</u></u>     | <u><u>19,258,384</u></u>     |
| <br>Excess (Deficiency) of Collections over Uses   | <br>\$ <u><u>653,697</u></u> | <br>\$ <u><u>724,706</u></u> |
| <br><b>Tuition Set-asides for Resident Undergraduates and Graduates (Texas Education Code Sections 56.011 &amp; 56.012):</b> |                              |                              |
| Grants   | \$ -                         | \$ -                         |
| Scholarships   | 1,736,126                    | 1,812,938                    |
| Work-study Programs  | -                            | -                            |
| Student Loans  | -                            | -                            |
| Student Loan Repayment Assistance  | -                            | -                            |
| <b>Total</b>   | <u><u>1,736,126</u></u>      | <u><u>1,812,938</u></u>      |

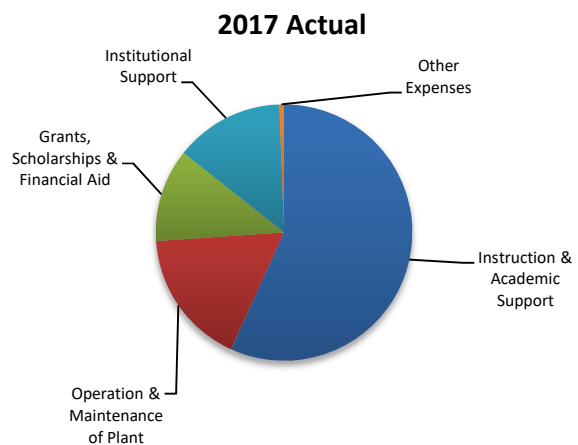
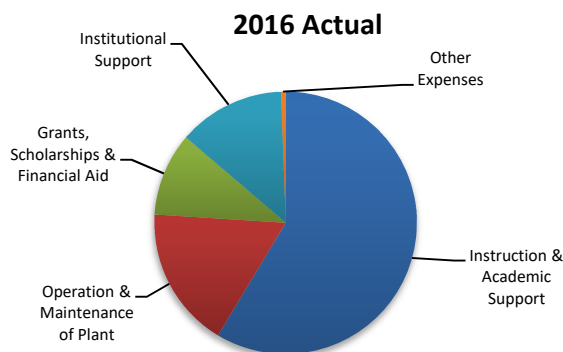


A Glossary of Terms is included as an Appendix.

**The University of Texas Health Science Center at San Antonio**

**Designated Tuition Collected and Used  
For the Years Ended August 31, 2016 and 2017**

|   | 2016 Actual             | 2017 Actual             |
|---|-------------------------|-------------------------|
| Designated Tuition Collected  | \$ <u>18,912,466</u>    | \$ <u>20,671,704</u>    |
| Uses:   |                         |                         |
| Instruction & Academic Support  | 11,085,749              | 11,740,340              |
| Operation & Maintenance of Plant  | 3,287,204               | 3,547,558               |
| Grants, Scholarships & Financial Aid  | 1,942,957               | 2,427,100               |
| Debt Service & Capital Outlay   | -                       | -                       |
| Institutional Support   | 2,487,293               | 2,836,302               |
| Other Expenses  | <u>109,263</u>          | <u>120,404</u>          |
| Total Uses  | <u>18,912,466</u>       | <u>20,671,704</u>       |
| Excess (Deficiency) of Collections over Uses  | \$ <u><u>-</u></u>      | \$ <u><u>-</u></u>      |
| Tuition Set-asides for Resident Undergraduates<br>and Graduates ( <i>Texas Education Code</i> Sections<br>56.011 & 56.012): |                         |                         |
| Grants  | \$ -                    | \$ -                    |
| Scholarships  | 1,942,957               | 2,427,100               |
| Work-study Programs   | -                       | -                       |
| Student Loans   | -                       | -                       |
| Student Loan Repayment Assistance   | <u>-</u>                | <u>-</u>                |
| Total   | <u><u>1,942,957</u></u> | <u><u>2,427,100</u></u> |

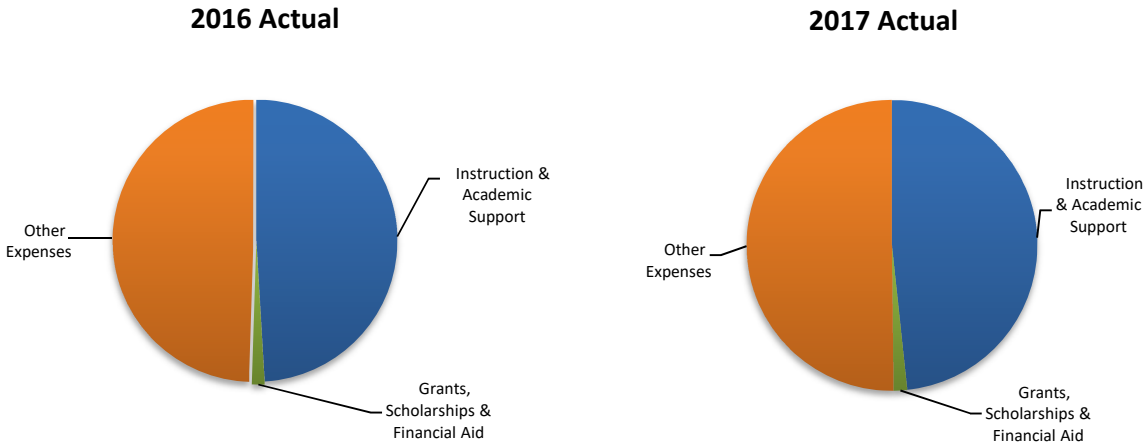


A Glossary of Terms is included as an Appendix.

**The University of Texas M. D. Anderson Cancer Center**

**Designated Tuition Collected and Used  
For the Years Ended August 31, 2016 and 2017**

|   | 2016 Actual              | 2017 Actual              |
|---|--------------------------|--------------------------|
| Designated Tuition Collected  | \$ <u>473,418</u>        | \$ <u>731,418</u>        |
| Uses:   |                          |                          |
| Instruction & Academic Support  | 158,143                  | 264,039                  |
| Operation & Maintenance of Plant  | -                        | -                        |
| Grants, Scholarships & Financial Aid  | 4,611                    | 8,249                    |
| Debt Service & Capital Outlay   | -                        | -                        |
| Institutional Support   | -                        | -                        |
| Other Expenses  | <u>159,600</u>           | <u>274,164</u>           |
| Total Uses  | <u>322,354</u>           | <u>546,451</u>           |
| Excess (Deficiency) of Collections over Uses  | \$ <u><u>151,064</u></u> | \$ <u><u>184,967</u></u> |
| Tuition Set-asides for Resident Undergraduates<br>and Graduates ( <i>Texas Education Code</i> Sections<br>56.011 & 56.012): |                          |                          |
| Grants  | \$ -                     | \$ -                     |
| Scholarships  | -                        | -                        |
| Work-study Programs   | -                        | -                        |
| Student Loans   | -                        | -                        |
| Student Loan Repayment Assistance   | <u>-</u>                 | <u>-</u>                 |
| Total   | <u><u>-</u></u>          | <u><u>-</u></u>          |

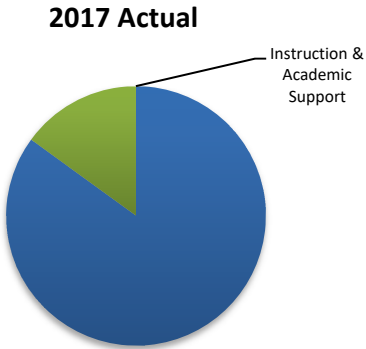
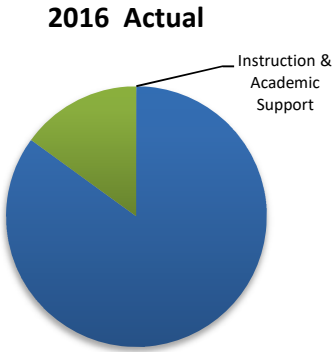


A Glossary of Terms is included as an Appendix.

**The University of Texas Health Science Center at Tyler**

**Designated Tuition Collected and Used  
For the Years Ended August 31, 2016 and 2017**

|   | 2016 Actual        | 2017 Actual        |
|---|--------------------|--------------------|
| Designated Tuition Collected  | \$ <u>56,165</u>   | \$ <u>77,672</u>   |
| Uses:   |                    |                    |
| Instruction & Academic Support  | 47,740             | 66,021             |
| Operation & Maintenance of Plant  | -                  | -                  |
| Grants, Scholarships & Financial Aid  | 8,425              | 11,651             |
| Debt Service & Capital Outlay   | -                  | -                  |
| Institutional Support   | -                  | -                  |
| Other Expenses  | -                  | -                  |
| Total Uses  | <u>56,165</u>      | <u>77,672</u>      |
| Excess (Deficiency) of Collections over Uses  | \$ <u><u>-</u></u> | \$ <u><u>-</u></u> |
| Tuition Set-asides for Resident Undergraduates<br>and Graduates ( <i>Texas Education Code</i> Sections<br>56.011 & 56.012): |                    |                    |
| Grants  | \$ 8,425           | \$ 11,651          |
| Scholarships  | -                  | -                  |
| Work-study Programs   | -                  | -                  |
| Student Loans   | -                  | -                  |
| Student Loan Repayment Assistance   | -                  | -                  |
| Total   | <u>8,425</u>       | <u>11,651</u>      |



A Glossary of Terms is included as an Appendix.

# **APPENDIX**

## **GLOSSARY OF TERMS**

# APPENDIX - GLOSSARY OF TERMS

## GLOSSARY OF TERMS

**Designated Tuition Collected:** Represents all tuition collected under Section 54.0513, *Texas Education Code*. This includes tuition above and below the prior law's statutory cap of \$46 per semester credit hour and includes mandatory set-asides required by Sections 56.011 and 56.012, *Texas Education Code*. Revenue recognized related to statutory exemptions and Texas Tomorrow Fund discounts in the institutions' annual financial reports is included even though no cash is received.

**Instruction and Academic Support:** Expenditures for salaries, wages, and all other costs related to those engaged in the teaching function and academic department leadership (e.g. academic deans' offices). Elements include teaching equipment, the salaries of faculty, teaching assistants, lecturers, and the operating cost of instructional departments. Library materials, related salaries, and operating costs are also included as are costs associated with academic computing support.

**Operation and Maintenance of Plant:** Expenditures for the operation and maintenance of the physical plant including all expenditures for operations established to provide services and maintenance related to grounds and facilities. Also included is fire protection, property insurance, and similar items. Specifically included are salaries, wages, supplies, materials, and other expenses necessary to keep each building in good repair and usable condition. Also includes utilities and expenses necessary to keep the buildings in a clean and sanitary condition, provide upkeep of all lands designated as campus property (improved and unimproved) not occupied by actual buildings.

**Grants, Scholarships and Financial Aid:** Expenditures for grants, scholarships, and financial aid in the form of grants to students resulting from selection by the institution or from an entitlement program. Expenditures of Tuition Set-Asides for Resident Undergraduates and Graduates required by Sections 56.011 and 56.012, *Texas Education Code*, are a component of this category. Tuition exemptions recognized for the institutions' annual financial reports are also included.

**Debt Service and Capital Outlay:** Reflects debt service activity including both the principal and interest portions of mandatory debt service transfers under the U. T. System Revenue Financing System. Also included are funds used for major repair, rehabilitation, and renovation of existing buildings and facilities, as well as funds to supplement major capital projects.

**Institutional Support:** Includes expenditures for salaries and wages and other costs associated with central executive-level activities concerned with management and long-range planning for the entire institution.

**Other Expenses:** Includes expenditures for non-instructional services beneficial to individuals and groups external to the institution (i.e. community or public service), salaries and wages and other costs associated with the support of research conducted by faculty members, and non-operating expenses not directly associated with the primary missions of U. T. System components and not included in another category. Expenditures for administrative activities providing benefit to students such as admissions and registrar functions (i.e. student services). Similarly, this category also may include student activities and organizations, counseling and career guidance, and student aid administration. Although discouraged by U. T. System, any expenditure for non-student service related auxiliary activities would be included in this category.

**Tuition Set-Asides for Resident Undergraduates and Graduates:** Includes amounts required to be set aside from Designated Tuition Collected for resident undergraduate and graduate assistance under Sections 56.011 and 56.102, *Texas Education Code*.