

See Page 55 for
Regental approval
via the Finance
and Facilities
Committee.

THE UNIVERSITY OF TEXAS SYSTEM ADMINISTRATION
CHANCELLOR'S DOCKET NO. 55


October 31, 1990

TO MEMBERS OF THE FINANCE AND FACILITIES COMMITTEE:

Mr. W. A. "Tex" Moncrief, Jr., Chairman
Mr. Louis A. Beecherl, Jr.
Mr. Jack S. Blanton
Mr. Tom Loeffler

The Docket for The University of Texas System Administration and the Dockets recommended by the Chief Administrative Officers concerned and prepared by the component institutions listed below are herewith submitted for ratification or approval, as appropriate, at the meeting of the U. T. System Board of Regents on December 6, 1990. The appropriate Executive Vice Chancellors and I concur in these recommendations.

<u>Institutions</u>	<u>Pages</u>
The University of Texas System Administration	C-1 through C-24
The University of Texas at Arlington	AR-1 through AR-12
The University of Texas at Austin	A-1 through A-39
The University of Texas at Dallas	D-1 through D-5
The University of Texas at El Paso	EP-1 through EP-16
The University of Texas - Pan American	PA-1 through PA-7
The University of Texas - Pan American at Brownsville	PAB-1 through PAB-3
The University of Texas of the Permian Basin	PB-1 through PB-3
The University of Texas at San Antonio	SA-1 through SA-8
The University of Texas at Tyler	TA-1 through TA-6
The University of Texas Southwestern Medical Center at Dallas	HD-1 through HD-14
The University of Texas Medical Branch at Galveston	G-1 through G-14
The University of Texas Health Science Center at Houston	HH-1 through HH-11
The University of Texas Health Science Center at San Antonio	HS-1 through HS-33
The University of Texas M. D. Anderson Cancer Center	CC-1 through CC-20
The University of Texas Health Center at Tyler	HT-1 through HT-3


Hans Mark
Chancellor

HM:nml

xc: Mr. William F. Roden
Mr. Sam Barshop
Mr. Robert J. Cruikshank
Mr. Mario E. Ramirez, M.D.

Mr. Shannon H. Ratliff
Dr. James P. Duncan
Dr. Charles B. Mullins

THE UNIVERSITY OF TEXAS SYSTEM ADMINISTRATION

U. T. BOARD OF REGENTS' MEETING

DECEMBER 6, 1990

TABLE OF CONTENTS

	<u>Page</u>
Business Contracts for Services	C- 3
Land Matters, including Standard Easements, Surface Leases Permits and Water Contracts	C- 4
Medical and Dental Services, Research and Development Programs/Physicians Referral Service	C-13
Contracts and Grants for Research, Development, Clinical and Educational Services	C-19
Changes to the 1990-91 System-wide Personnel Pay Plan	C-20
Amendments to the 1991 System Administration Operating Budget (including staff appointments, changes of status and transfers of funds within existing budget totals)	C-21
Other Fiscal Items	C-23
Land and Investment Report (See attachment L & I 1-84)	C-24

THE UNIVERSITY OF TEXAS SYSTEM ADMINISTRATION

U. T. BOARD OF REGENTS' MEETING

DECEMBER 6, 1990

BUSINESS CONTRACTS FOR SERVICES

(Funds Going Out)

The following contracts have been awarded, have been administratively approved by the Chancellor, and are recommended for ratification by the U. T. Board of Regents:

1. Agency: Allright Parking of Austin, Inc.
Funds: \$4,800.00 per month
Period: October 1, 1990 through September 30, 1991
Title/Description: Parking agreement for employee automobile parking spaces.
2. Agency: Andersen Consulting
Funds: \$95,000 plus out of pocket expenses not to exceed 5% of \$95,000.
Period: Effective August 23, 1990
Title/Description: To provide technical assistance with the "Development of the Management Information System Technical Foundation."
3. Agency: Andersen Consulting
Funds: \$52,864 plus out of pocket expenses not to exceed 13.5% of \$52,864.
Period: Effective September 15, 1990
Title/Description: To provide managerial services for the "Development of the Management Information System Technical Foundation."

THE UNIVERSITY OF TEXAS SYSTEM ADMINISTRATION
U. T. BOARD OF REGENTS' MEETING
DECEMBER 6, 1990
LAND MATTERS, INCLUDING STANDARD EASEMENTS,
SURFACE LEASES, PERMITS AND WATER CONTRACTS

LAND MATTERS

Easement and Surface Lease Nos. 7770 - 7796, Assignment of Lease Nos. 7515, 7693 & FGL-180, Material Source Permit No. 710, Salt Water Disposal Contract Nos. 86D - 90D, Potable/Industrial Water Contract No. 226W, Non-Potable Waterflood Contracts Nos. 257W - 258W, Brine Production Lease, and Geophysical Permit Nos. 4289 - 4292. --It is recommended by the Vice Chancellor for Business Affairs that the following applications for easements and surface leases, assignment of leases, material source permit, salt water disposal contracts, potable/industrial water contract, non-potable waterflood contracts, brine production lease, and geophysical permits be ratified and the appropriate filing fees be accepted. All have been approved as to content by the appropriate officials. Payment for each has been received unless otherwise indicated, and each document is on the University's standard form when applicable and is at the standard rate effective February 1, 1986, unless otherwise indicated.

Easements and Surface Leases Nos. 7770 - 7796

No.	Company	Type Permit	County	Location (Block #)	Distance or Area	Period	Consideration
7770	Phillips 66 Natural Gas Co. (Renewal of #5344)	Pipe Line Gas	Andrews	9	53.21 rods of 4 1/2" line	12/1/90 11/30/2000	\$ 400.00 (Min.)
7771	Mobil Pipe Line Company (Renewal of #5276)	Pipe Line Oil	Andrews	4	512.67 rods of 4 1/2" line	12/1/90 11/30/2000	2,307.01
7772	Phillips 66 Natural Gas Co.	Pipe Line Gas	Andrews	9 & 13	145.82 rods of 3" line & 9.15 rods of 10" line	9/1/90 8/31/2000	774.85
7773	Mobil Producing TX & NM Inc. (Renewal of #5284)	Pipe Line Oil	Andrews	8	230.00 rods of 3 1/2" line & 92.00 rods of 2 3/8" line	1/1/91 12/31/2000	1,449.00

C-5

No.	Company	Type Permit	County	Location (Block #)	Distance or Area	Period	Consideration
7774	Texas Utilities Electric Co. (Renewal of #5279)	Power Line Distribution	Crane, Ward & Andrews	31, 16, 9, 11, 12, 13, 14 & 30	2,754.61 rods of single line	1/1/91 12/31/2000	\$ 3,856.45
7775	Phillips 66 Natural Gas Co. (Renewal of #5307)	Pipe Line Gas	Andrews	4	215.40 rods of 3 1/2" line & 386.80 rods of 4 1/2" line & 384.40 rods of 8 1/2" line	1/1/91 12/31/2000	4,439.70
7776	Phillips 66 Natural Gas Co. (Renewal of #5343)	Pipe Line Gas	Andrews	12	71.58 rods of 4 1/2" line	1/1/91 12/31/2000	400.00 (Min.)
7777	Texas Utilities Electric Co.	Surface Lease Microwave Tower	Andrews	6	1.44 acres approximately	1/1/91 12/31/2000	5,000.00
7778	Palo Petroleum, Inc. (Renewal of #5248)	Surface Lease Oil Field Office & Storage Yard	Reagan	11	0.918 acre approximately	10/1/90 9/30/91	500.00*
7779	Phillips Petroleum Company (Renewal of #5220)	Pipe Line Water	Crane & Ector	35	2,211.00 rods of 6 5/8" line	7/1/90 6/30/2000	9,949.50

*Renewable from year to year, but not to exceed a total of ten years. Negotiated by the Manager of University Lands - Surface Interests.

No.	Company	Type Permit	County	Location (Block #)	Distance or Area	Period	Consideration
7780	Phillips 66 Natural Gas Co. (Renewal of #5260)	Surface Lease Gasoline Plant or Booster Station	Ector	35	21.88 acres approximately	7/1/90 6/30/2000	\$ 13,129.80
7781	Southwest TX Electric Coop. (Renewal of #5326 & #5435)	Power Line Distribution	Schleicher & Crockett	54, 57, & 31	646.37 rods of single line	10/1/90 9/30/2000	\$ 904.92
7782	Valero Transmission, L.P. (Renewal of #5234)	Pipe Line Gas	Ward	16	1,176.73 rods of 16" line	1/1/91 12/31/2000	7,648.74
7783	Maple Gathering Corporation (Renewal of #5250)	Pipe Line Gas	Ward	16	74.79 rods of 4 1/2" line	10/1/90 9/30/2000	400.00 (Min.)
7784	Texas-New Mexico Pipe Line Co. (Renewal of #5305)	Pipe Line Oil	Crane	30 & 31	2,028.00 rods of 4 1/2" line	11/1/90 10/31/2000	9,126.00
7785	Texas-New Mexico Pipe Line Co. (Renewal of #5306)	Pipe Line Oil	Andrews	14	52.00 rods of 4 1/2" line	12/1/90 11/30/2000	400.00 (Min.)
7786	Peach Ridge Pipeline Inc.	Pipe Line Gas	Crockett	46	398.78 rods of 12 3/4" line	10/1/90 9/30/2000	4,386.58
7787	Peach Ridge Pipeline Inc.	Surface Lease Metering Station	Crockett	46	0.744 acre approximately	10/1/90 9/30/2000	4,000.00
7788	Bill J. Graham Oil & Gas Corp. (Renewal of #5257)	Surface Lease Storage Tanks	Ward	17	2.066 acres approximately	10/1/90 9/30/2000	4,000.00
7789	Exxon Pipeline Company (Renewal of #5286)	Pipe Line Oil	Crane	31	409.10 rods of 4" line	11/1/90 10/31/2000	1,840.95

No.	Company	Type Permit	County	Location (Block #)	Distance or Area	Period	Consideration
7790	Natural Gas Pipeline Company of America	Surface Lease Metering Station	Winkler	21	0.23 acres approximately	9/1/90 8/31/2000	\$ 4,000.00
7791	Mack Siegenthaler (Renewal of #5292)	Surface Lease Truck & Pipe Yard	Reagan	11	0.918 acres approximately	10/1/90 9/30/91	400.00*
7792	Indian Cliff Ranch, Inc. (Renewal of #5368)	Surface Lease Information Center & Water Storage	El Paso	L	2.066 acres approximately	11/1/90 10/31/91	3,000.00*
7793	R&H Well Service, Inc. (Renewal of #5754)	Surface Lease Well Servicing Yard	Reagan	11	1.405 acres approximately	10/1/90 09/30/91	750.00*
7794	Amoco Production Company (Renewal of #5297)	Pipe Line Gas	Andrews	11	265.70 rods of 8" line	12/1/90 11/30/2000	1,195.65
7795	Natural Gas Pipeline Company of America	Pipe Line Gas	Winkler	21	28.06 rods of 10" line	10/1/90 9/30/2000	400.00 (Min.)
7796	Dilfield Management, Inc.	Pipe Line Gas	Andrews	6	163.21 rods of 2" line	10/1/90 9/30/2000	816.05

*Renewable from year to year, but not to exceed a total of ten years. Negotiated by the Manager of University Lands - Surface Interests.

Assignment of Lease Nos. 7515, 7693 & FGL-0180

No.	Assignor	Assignee	Type Permit	County	Consideration
7515	Cabot Petroleum Corporation	American Exploration Company	Pipe Line	Andrews	\$ 400.00
7693	Chevron U.S.A. Inc.	T.L.J. Inc.	Pipe Line	Reagan	400.00
0180	Mrs. R.L. Walker	Paul W. Yeager	FGL	Pecos	1,091.60*

*Bonus fee

Material Source Permit No. 710

No.	Grantee	County	Location (Block #)	Quantity	Consideration
710	Jones Brothers Dirt & Paving Contractors, Inc.	Andrews	3	25,559 cubic yards of caliche	\$ 6,389.75

Salt Water Disposal Contract Nos. 86D - 90D

No.	Company	Type Permit	County	Location (Block)	Distance or Area	Period	Consideration
86D	Phillips Petroleum Co. (Renewal of No. 15D)	SWD	Andrews	4	1 acre	9-8-90 9-7-91	\$ 1,000.00*
87D	Exxon Corporation (Renewal of No. 6D)	SWD	Andrews	9	1 acre	6-30-90 6-29-91	2,500.00*
88D	Sage Energy Co. (Renewal of No. 16D)	SWD	Crockett	50	1 acre	8-22-90 8-21-91	1,500.00*
89D	Bill J. Graham Oil and Gas Corp. (Renewal of No. 17D)	SWD	Ward	17	1 acre	10-1-90 9-30-91	5,000.00*
90D	Breck Operating Corp.	SWD	Andrews	13	1 acre	10-1-90 9-30-91	1,000.00*

*Annual advance rental. Renewable from year to year, but not to exceed a total of five years. Negotiated by Manager of University Lands - Oil, Gas and Mineral Interests.

Potable/Industrial Water Contract No. 226W

No.	Company	County	Block	Period	Consideration
226W	Chaparral Pipeline Co. (Renewal of No. 226W)	Andrews	1	9-1-90 8-31-95	\$ 100.00*

*Annual rental. Royalty is \$0.30 per 1000 gallons of water produced, with an annual minimum royalty of \$500.00.

Non-Potable Waterflood Contracts Nos. 257W-258W

No.	Company	County	Block	Distance or Area	Period	Consideration
257W	Bridge Oil Co., L.P.	Andrews	4		2-1-87 1/31/88*	None required
258W	Bridge Oil Co., L.P.	Andrews	4		10-1-90 9-30-91*	None required

*Period to continue from year to year, subject to Lessee's compliance with terms of contract.

Brine Production Lease No. 24B

No.	Company	County	Block	Period	Consideration
24B	Chaparral Pipeline Co. (Renewal of No. 24B - Special)	Andrews	1	9-1-90 8-31-91	None required*

* Contract No. 24B is Exhibit C to Underground Storage Lease No. 1U. Royalty from sale of excess brine is \$0.10/bbl. or 25% of selling price, whichever is greater.

Geophysical Permit Fees Nos. 4289 - 4292

No.	Company	Area	Blocks and Counties	Period	Consideration
4289	Geo Seismic Services, Inc. for First Seismic Corp.	TEN	Blks 16 through 28, and James Campbell Blk 165, Pecos County	9-7-90 12-6-90	\$ 400.00
4290	Halliburton Geophysical Services, Inc.	ONE	Blks 1 through 14, Andrews, Gaines and Martin Counties	9-17-90 12-16-90	400.00
4291	Dawson Geophysical Co. for Chevron, USA	TWO	Blks 30, 31 and 35, Crane, Ector and Upton Counties	9-17-90 12-16-90	400.00
4292	Dawson Geophysical Co. for Oryx Energy Co.	ONE	Blks 1 through 14, Andrews, Gaines and Martin Counties	10-5-90 1-4-91	400.00

THE UNIVERSITY OF TEXAS SYSTEM ADMINISTRATION
U. T. BOARD OF REGENTS' MEETING
DECEMBER 6, 1990
MEDICAL AND DENTAL SERVICES, RESEARCH AND
DEVELOPMENT PROGRAMS/PHYSICIANS
REFERRAL SERVICE

**THE UNIVERSITY OF TEXAS SYSTEM
SUMMARY OF OPERATIONS
MEDICAL SERVICES, RESEARCH AND DEVELOPMENT PROGRAMS/PHYSICIANS REFERRAL SERVICE
FOR THE QUARTER ENDING AUGUST 31, 1990**

	UTSWMC- DALLAS	UTMB- GALVESTON	UTHSC- HOUSTON	UTHSC- SAN ANTONIO	UTMDACC- HOUSTON	UTHC- TYLER	TOTAL
INCOME							
Medicare	\$8,400,352	\$7,696,789	\$6,259,905	\$3,905,106	\$6,326,225	\$2,171,060	\$34,759,437
Medicaid	\$7,997,885	\$5,892,692	\$5,805,348	\$6,048,722	\$634,383	\$340,815	\$26,719,845
Commercial Insurance	\$32,628,590	\$16,694,151	\$26,873,013	\$8,356,922	\$34,473,610	\$2,098,083	\$121,124,369
State and Federal	\$5,066,025	\$1,078,311	\$283,786	\$3,264,485	\$355,040	-----	\$10,047,647
Paid by Patients	\$6,450,500	\$3,472,060	\$5,202,245	\$2,697,095	\$8,111,748	\$375,830	\$26,309,478
Affiliated Institutions	\$9,832,869	\$0	\$5,610,171	\$8,085,284	-----	-----	\$23,528,324
Other Income	\$3,315,370	\$2,435,449	\$354,498	\$1,726,269	\$191,100	\$97,252	\$8,119,938
Interest Income	\$2,144,862	\$638,763	\$1,462,397	\$1,739,181	\$3,579,221	\$163,623	\$9,728,047
New Program Development	-----	\$534,711	-----	\$41,004	-----	-----	\$575,715
TOTAL INCOME	\$75,836,453	\$38,442,926	\$51,851,363	\$35,864,068	\$53,671,327	\$5,246,663	\$260,912,800

**THE UNIVERSITY OF TEXAS SYSTEM
SUMMARY OF OPERATIONS
MEDICAL SERVICES, RESEARCH AND DEVELOPMENT PROGRAMS/PHYSICIANS REFERRAL SERVICE
FOR THE QUARTER ENDING AUGUST 31, 1990**

	UTSWMC- DALLAS	UTMB- GALVESTON	UTHSC- HOUSTON	UTHSC- SAN ANTONIO	UTMDACC- HOUSTON	UTHC- TYLER	TOTAL
EXPENDITURES							
Faculty Salaries	\$6,987,961	\$6,046,219	\$3,904,265	\$955,395	\$6,679,617	\$2,131,349	\$26,704,806
Faculty Augmentation	\$5,523,557	\$5,132,358	\$7,652,800	\$5,199,139	\$11,373,402	-----	\$34,881,256
Fringe Benefits	\$13,579,123	\$6,653,612	\$9,216,139	\$7,615,793	\$11,475,384	\$1,459,159	\$49,999,210
Education and Research Support	\$19,197,231	\$8,194,761	\$19,894,023	\$6,832,728	\$2,396,365	\$75,940	\$56,591,048
Institutional Development	\$7,118,707	\$680,896	\$3,164,311	\$436,089	\$973,639	\$183,791	\$12,557,433
Billing and Collections	\$5,127,735	\$3,641,709	\$4,160,662	\$3,093,524	\$2,990,022	\$423,957	\$19,437,609
Patient Care	\$6,907,018	\$3,118,814	\$6,504,816	\$999,599	\$5,931,908	\$809,312	\$24,271,467
Professional Liability Insurance	\$4,004,130	\$1,910,549	\$2,380,538	\$3,796,644	\$1,933,391	\$409,035	\$14,434,287
New Programs	\$2,282,453	\$0	\$4,240,537	\$780,441	\$1,064,669	\$8,408	\$8,376,508
TOTAL EXPENDITURES	\$70,727,915	\$35,378,918	\$61,118,091	\$29,709,352	\$44,818,397	\$5,500,951	\$247,253,624

**THE UNIVERSITY OF TEXAS SYSTEM
SUMMARY OF OPERATIONS
MEDICAL SERVICES, RESEARCH AND DEVELOPMENT PROGRAMS/PHYSICIANS REFERRAL SERVICE
FOR THE QUARTER ENDING AUGUST 31, 1990**

	<u>UTSWMC- DALLAS</u>	<u>UTMB- GALVESTON</u>	<u>UTHSC- HOUSTON</u>	<u>UTHSC- SAN ANTONIO</u>	<u>UTMDACC- HOUSTON</u>	<u>UTHC- TYLER</u>	<u>TOTAL</u>
Balance, September 1, 1989	\$39,323,214	\$6,918,601	\$11,957,820	\$15,464,387	\$13,199,044	\$2,521,245	\$89,384,311
Income	\$75,836,453	\$38,442,926	\$51,851,363	\$35,864,068	\$53,671,327	\$5,246,663	\$260,912,800
Total Funds Available	\$115,159,667	\$45,361,527	\$63,809,183	\$51,328,455	\$66,870,371	\$7,767,908	\$350,297,111
Less: Expenditures	(\$70,727,915)	(\$35,378,918)	(\$61,118,091)	(\$29,709,352)	(\$44,818,397)	(\$5,500,951)	(\$247,253,624)
Balance, August 31, 1990	\$44,431,752	\$9,982,609	\$2,691,092	\$21,619,103	\$22,051,974	\$2,266,957	\$103,043,487

**THE UNIVERSITY OF TEXAS SYSTEM
SUMMARY OF OPERATIONS
DENTAL SERVICES, RESEARCH AND DEVELOPMENT PROGRAMS
FOR THE QUARTER ENDING AUGUST 31, 1990**

	<u>UTHSC-SAN ANTONIO DENTAL</u>
Balance, September 1, 1989	\$251,337
Income and Transfers	\$980,202
Total Funds Available	\$1,231,539
Expenditures & Transfers	\$759,999
Balance, August 31, 1990	\$471,540

**THE UNIVERSITY OF TEXAS SYSTEM
SUMMARY OF OPERATIONS
DENTAL SERVICES, RESEARCH AND DEVELOPMENT PROGRAMS
FOR THE QUARTER ENDING AUGUST 31, 1990**

	<u>UTHSC-SAN ANTONIO DENTAL</u>
INCOME	
Medicare	\$10,268
Medicaid	\$0
Commercial Insurance	\$213,250
State and Federal	\$1,013
Paid By Patients	\$647,466
Affiliated Institutions	\$0
Interest Income	\$100,468
Other Income	\$7,737
New Programs	\$0
TOTAL INCOME	\$980,202
EXPENDITURES	
Faculty Salaries	\$0
Faculty Augmentation	\$205,676
Fringe Benefits	\$93,711
Education and Research Support	\$55,768
Institutional Development	\$1,365
Billing and Collections	\$3,925
Patient Care	\$358,550
Professional Liability Insurance	0
New Programs	\$41,001
TOTAL EXPENDITURES	\$759,999

**THE UNIVERSITY OF TEXAS SYSTEM
SUMMARY OF OPERATIONS
ALLIED HEALTH/FSP
FOR THE QUARTER ENDING AUGUST 31, 1990**

	UTSWMC-DALLAS
Balance, September 1, 1989	\$181,404
Income	\$402,950
Total Funds Available	\$584,354
Expenditures & New Programs	\$339,952
Balance, August 31, 1990	\$244,402

**THE UNIVERSITY OF TEXAS SYSTEM
SUMMARY OF OPERATIONS
ALLIED HEALTH/FSP
FOR THE QUARTER ENDING AUGUST 31, 1990**

	UTSWMC-DALLAS
INCOME	
Medicare	\$1,506
Medicaid	\$0
Commercial Insurance	\$104,060
State and Federal	\$17,420
Paid By Patients	\$77,719
Affiliated Institutions	\$141,285
Interest Income	\$7,754
Other Income	\$53,207
TOTAL INCOME	\$402,951
EXPENDITURES	
Faculty Salaries	\$18,933
Faculty Augmentation	\$25,966
Fringe Benefits	\$21,007
Education and Research Support	\$136,606
Institutional Development	\$0
Billing and Collections	\$0
Patient Care	\$0
Professional Liability Insurance	\$0
New Programs	\$137,440
TOTAL EXPENDITURES	\$339,952

THE UNIVERSITY OF TEXAS SYSTEM ADMINISTRATION

U. T. BOARD OF REGENTS' MEETING

DECEMBER 6, 1990

CONTRACTS AND GRANTS FOR RESEARCH, DEVELOPMENT, CLINICAL AND EDUCATIONAL SERVICES

Since the Docket for the previous meeting of the U. T. Board of Regents, the following activity has taken place with regard to Contracts and Grants for Research, Development, Clinical and Educational Services:

- I. Non-Governmental Contracts and Grants (Funds Coming In)
 - a. _____ Number of Initial Grant and Contract Awards
 \$ _____ Value of Awards
 - b. _____ Number of Fiscal Amendments to Grant and Contract Awards (Increasing or Decreasing by \$10,000)
 \$ _____ Total of Increased Funding
 \$ _____ Total of Reduced Funding
- II. Non-Governmental Contracts and Grants (Funds Going Out)
 - a. _____ Number of Initial Grant and Contract Awards
 \$ _____ Value of Awards
 - b. _____ Number of Fiscal Amendments to Grant and Contract Awards (Increasing or Decreasing by \$10,000)
 \$ _____ Total of Increased Funding
 \$ _____ Total of Reduced Funding
- III. State and Local Government Contracts and Grants (Funds Coming In)
 - a. _____ Number of Initial Grant and Contract Awards
 \$ _____ Value of Awards
 - b. _____ Number of Fiscal Amendments to Grant and Contract Awards (Increasing or Decreasing by \$10,000)
 \$ _____ Total of Increased Funding
 \$ _____ Total of Reduced Funding
- IV. State and Local Government Contracts and Grants (Funds Going Out)
 - a. 1990 C-9 _____ Number of Initial Grant and Contract Awards
 \$11,500 _____ Value of Awards
 - b. _____ Number of Fiscal Amendments to Grant and Contract Awards (Increasing or Decreasing by \$10,000)
 \$ _____ Total of Increased Funding
 \$ _____ Total of Reduced Funding
- V. Federal Government Contracts and Grants (Funds Coming In)
 - a. _____ Number of Initial Grant and Contract Awards
 \$ _____ Value of Awards
 - b. _____ Number of Fiscal Amendments to Grant and Contract Awards (Increasing or Decreasing by \$10,000)
 \$ _____ Total of Increased Funding
 \$ _____ Total of Reduced Funding
- VI. Federal Government Contracts and Grants (Funds Going Out)
 - a. _____ Number of Initial Grant and Contract Awards
 \$ _____ Value of Awards
 - b. _____ Number of Fiscal Amendments to Grant and Contract Awards (Increasing or Decreasing by \$10,000)
 \$ _____ Total of Increased Funding
 \$ _____ Total of Reduced Funding

THE UNIVERSITY OF TEXAS SYSTEM ADMINISTRATION

U. T. BOARD OF REGENTS' MEETING

DECEMBER 6, 1990

SYSTEM-WIDE PERSONNEL PAY PLAN RECOMMENDATION

ADJUSTMENTS TO THE 1990-91 SYSTEM-WIDE PERSONNEL PAY PLAN

Ratification is requested for the following adjustments to the 1990-91 System-wide Personnel Pay Plan:

ADDITIONS

<u>Code</u>	<u>Title</u>	<u>System-wide Annual Salary Range</u>
6020	Manager, University Housing Office Operations	19,836 - 31,680
3198	Senior Strategic Planner	26,796 - 42,816
3199	Strategic Planner	20,496 - 32,748

ADJUSTMENTS IN SALARY RANGE

		<u>System-wide Annual Salary Range</u>	
		<u>From</u>	<u>To</u>
1297	Audiologist III	29,628 - 41,388	29,628 - 48,924
	HSC San Antonio addition with institutional range of	30,624 - 48,924	
1298	Audiologist II	25,056 - 41,388	25,056 - 42,816
	HSC San Antonio addition with institutional range of	26,796 - 42,816	
1565	Manager, Employee Assistance Program Administration	25,056 - 42,816	28,680 - 47,316
1575	Manager, Assessment and Referral	25,056 - 40,032	29,628 - 47,316
3547	Coordinator of Recreational Sports/ Manager, Recreational and Intramural Programs	21,204 - 35,028	25,056 - 40,032
6455	Receiving Supervisor	15,804 - 28,680	15,804 - 30,624
6507	Linens Services Supervisor	15,312 - 24,228	17,352 - 27,732
9338	Client Support Analyst	17,352 - 27,732	18,540 - 29,628
9365	Senior Operating Systems Specialist/ Software Systems Specialist IV	36,204 - 68,364	30,624 - 68,364
	HSC Houston addition with institutional range of	30,624 - 48,924	

The above referenced adjustments reflect those actions necessary to establish or maintain internal and external equity and/or accurately define and classify jobs. Salary ranges are supported by compensation data for the area concerned. These adjustments have been initiated by the various component institutions, appropriately reviewed, and have received the approval of the Office of the Chancellor.

THE UNIVERSITY OF TEXAS SYSTEM ADMINISTRATION

U. T. BOARD OF REGENTS' MEETING

DECEMBER 6, 1990

AMENDMENTS TO THE 1991 BUDGET

The term "rate" is the full-time twelve-month rate, the appointee receiving a proportionate amount depending upon the fraction of time for which he is appointed and the period of his appointment. Source of funds for payment of salaries, unless otherwise shown, is the departmental salaries account.

<u>Item, Department, Title, Name</u>	<u>Effective Date</u>	<u>% Time</u>	<u>Full-time Salary</u>		<u>RBC</u>
			<u>No. Mos.</u>	<u>Rate</u>	
<u>APPOINTMENTS, PROMOTIONS, AND SALARY INCREASES</u>					
SYSTEM ADMINISTRATION OFFICES					
Office of the Vice Chancellor for Business Affairs					
Director of Program Analysis					
1. Kenneth J. Caskey	11/1	100	12	\$79,400	D5

THE UNIVERSITY OF TEXAS SYSTEM ADMINISTRATION

U. T. BOARD OF REGENTS' MEETING

DECEMBER 6, 1990

AMENDMENTS TO THE 1991 BUDGET
(Continued)TRANSFERS OF FUNDSRBC

AVAILABLE UNIVERSITY FUND

2. Amount of Transfer - \$175,000

D4

From: Allocation for Operations and Capital Improvement

To: PUF Special Investment Management Expenses

Increase budget to provide funds for increased activity in fund management requirements of Asset Management.

U. T. BOARD OF REGENTS' MEETING

DECEMBER 6, 1990

OTHER FISCAL ITEMS

Proposed Allocation from PUF Bond Proceeds for Library Special Collection


Based upon a request dated October 1, 1990, from President Natalicio an allocation of up to \$50,000 to The University of Texas at El Paso from the PUF library special collection reserve is recommended to purchase the entire collection of books, papers, and illustrations of Mr. Jose Cisneros. Total sale price is expected to be not more than \$75,000. With an initial pledge of \$5,000, U. T. El Paso has begun a quest for \$25,000 in private gifts. No difficulty is anticipated in reaching that goal.

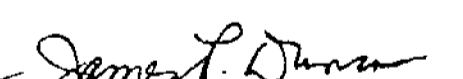
The Cisneros collection contains valuable materials which detail the costumes, customs, and even appearance of historical figures of the northern Mexico and southwest United States borderlands, from the time of the Spanish conquest to modern vaqueros. The collection will be a significant acquisition for the University.


Mr. Cisneros also intends, upon his death, to convey to the University copyrights to his art. He has had a long association with the University dating from his design of the University seal in 1949. While entertaining other purchase offers, Mr. Cisneros has clearly indicated a preference to have his artistic legacy remain in El Paso, specifically at U. T. El Paso.

In June 1986, \$1 million was appropriated by the U. T. System Board of Regents for special collections. This amount was placed in reserve for institutional requests when unusual acquisition opportunities exist. The reserve now stands at \$ 541,635.

Approved for inclusion in the December 1990 U. T. System Docket.


Hans Mark
Chancellor


James P. Duncan
Executive Vice Chancellor
for Academic Affairs


Charles B. Mullins, M.D.
Executive Vice Chancellor
for Health Affairs

THE UNIVERSITY OF TEXAS SYSTEM ADMINISTRATION
U. T. BOARD OF REGENTS' MEETING
DECEMBER 6, 1990
LAND AND INVESTMENT REPORT

LAND AND INVESTMENT REPORT

Meeting of December 6, 1990

INDEX	PAGE L & I REPORT
I. PERMANENT UNIVERSITY FUND	2
A. INVESTMENT MATTERS - MONTH ENDED AUGUST 31, 1990	
1. Report on Securities Transactions	3
2. Comparison Summary of Assets	5
3. Summary of Income from Investments	6
4. Statement of Cash Receipts and Disbursements	7
B. INVESTMENT MATTERS - MONTH ENDED SEPTEMBER 30, 1990	
1. Report on Securities Transactions	16
2. Comparison Summary of Assets	18
3. Summary of Income from Investments	19
4. Statement of Cash Receipts and Disbursements	20
II. COMMON TRUST FUND	29
A. INVESTMENT MATTERS - MONTH ENDED AUGUST 31, 1990	
1. Report on Securities Transactions	30
2. Comparison Summary of Assets	31
3. Summary of Income from Investments	32
4. Statement of Cash Receipts and Disbursements	33
B. INVESTMENT MATTERS - MONTH ENDED SEPTEMBER 30, 1990	
1. Report on Securities Transactions	42
2. Comparison Summary of Assets	43
3. Summary of Income from Investments	44
4. Statement of Cash Receipts and Disbursements	45
III. MEDICAL LIABILITY SELF-INSURANCE FUND	52
A. INVESTMENT MATTERS - MONTH ENDED AUGUST 31, 1990	
1. Report on Securities Transactions	53
2. Comparison Summary of Assets	54
3. Summary of Income from Investments	55
4. Statement of Cash Receipts and Disbursements	56
B. INVESTMENT MATTERS - MONTH ENDED SEPTEMBER 30, 1990	
1. Report on Securities Transactions	60
2. Comparison Summary of Assets	61
3. Summary of Income from Investments	62
4. Statement of Cash Receipts and Disbursements	63
IV. OTHER TRUST AND SPECIAL FUNDS	67
A. INVESTMENT MATTERS - MONTH ENDED AUGUST 31, 1990	
1. Report on Securities Transactions	68
B. INVESTMENT MATTERS - MONTH ENDED SEPTEMBER 30, 1990	
1. Report on Securities Transactions	73
V. TRUST FUND REAL ESTATE TRANSACTIONS	77
A. SALES	78
B. LEASES	80
C. MINERAL LEASES	83
D. EASEMENTS	84

I. PERMANENT UNIVERSITY FUND

PERMANENT UNIVERSITY FUND
SUMMARY OF SECURITIES TRANSACTIONS
(August 1 - 31, 1990)

REPORT ON SECURITIES TRANSACTIONS. -- The following securities transactions have been made for the Permanent University Fund in August 1990. The Executive Vice Chancellor for Asset Management recommends approval by the Board of Regents of these transactions.

<u>PURCHASES:</u>	<u>COST</u> <u>(BOOK VALUE)</u>	<u>YIELD</u> <u>AT COST</u>
<u>DEBT SECURITIES--</u>		
U. S. Govt. Obligation (Direct)	\$19,955,369.00	8.39%
U. S. Govt. Obligations (Gtd.)	4,860,965.63	9.56%
Corporate Bonds	4,128,666.75	9.47%
Preferred Stocks	10,591.00	63.45%
	<hr/>	<hr/>
Total Debt Securities	28,955,592.38	8.76%
	<hr/>	<hr/>
<u>EQUITY SECURITIES--</u>		
Common Stocks	130,596,277.96	2.92% (1)
	<hr/>	<hr/>
<u>CAPITAL CONTRIBUTIONS:</u>		
Private Placements	2,594,003.51	N/A (2)
	<hr/>	<hr/>
TOTAL LONG TERM SECURITIES	162,145,873.85	3.92%
	<hr/>	<hr/>
<u>SHORT TERM SECURITIES (Net):</u>		
<u>POOLED INVESTMENTS--</u>		
U. S. Govt. Obligation (Direct)	6,393.35	
U. S. Govt. Obligations (Gtd.)	73,676.16	
	<hr/>	
TOTAL SHORT TERM SECURITIES	80,069.51	
	<hr/>	
TOTAL ACQUISITIONS	\$162,225,943.36	
	<hr/> <hr/>	

PERMANENT UNIVERSITY FUND
SUMMARY OF SECURITIES TRANSACTIONS (Continued)
(August 1 - 31, 1990)

<u>SALES:</u>	<u>PROCEEDS</u>	<u>GAIN OR (LOSS)</u>
<u>DEBT SECURITIES--</u>		
U. S. Govt. Obligations (Gtd.)	\$2,061,117.30	\$102,203.72
Corporate Bonds	1,709,617.50	26,329.61
	<hr/>	<hr/>
Total Debt Securities	3,770,734.80	128,533.33
<u>EQUITY SECURITIES--</u>		
Common Stocks	42,950,231.19	2,014,974.47
	<hr/>	<hr/>
Total Sales	46,720,965.99	2,143,507.80
	<hr/>	<hr/>
<u>CAPITAL RETURNS:</u>		
Private Placements	498,661.88	230,862.30
	<hr/>	<hr/>
<u>MATURITIES & PREPAYMENTS:</u>		
<u>DEBT SECURITIES--</u>		
U.S. Govt. Obligations (Gtd.)		
GNMA Pools	468,634.97	11,511.85
FHA Mortgages	28,817.77	0.00
Various	131,000.00	0.00
	<hr/>	<hr/>
Total U.S. Govt Oblig. (Gtd.)	628,452.74	11,511.85
U.S. Govt. Agencies (Non-Gtd.)	2,012,341.43	9,750.43
Corporate Bonds	3,689,756.13	1,072.53
	<hr/>	<hr/>
Total Maturities & Prepayments	6,330,550.30	22,334.81
	<hr/>	<hr/>
TOTAL LONG TERM SECURITIES	53,550,178.17	2,396,704.91
	<hr/>	<hr/>
<u>SHORT TERM SECURITIES (Net):</u>		
<u>POOLED INVESTMENTS--</u>		
Commercial Paper	40,000,000.00	0.00
U. S. Treasury Bills	9,624,595.84	0.00
	<hr/>	<hr/>
TOTAL SHORT TERM SECURITIES	49,624,595.84	0.00
	<hr/>	<hr/>
TOTAL DISPOSITIONS	<u>\$103,174,774.01</u>	<u>\$2,396,704.91</u>

- (1) Yield on Common Stocks based on cost price and dividend rate as of 8/31/90.
- (2) Current Yield is not calculated on Private Placements due to the absence of scheduled interest and dividend payments.

PERMANENT UNIVERSITY FUND
Comparison Summary of Assets

Security	August 31, 1989				August 31, 1990			
	Book Value	Book Yield	Market Value	Market Yield	Book Value	Book Yield	Market Value	Market Yield
LONG TERM SECURITIES:								
DEBT SECURITIES --								
U. S. GOVT. OBLIGATIONS:								
Direct - Treasuries	\$482,216,880.97	10.20%	\$516,520,062.70	8.37%	\$424,774,488.15	9.95%	\$445,330,644.04	8.61%
Gtd. - Various Bonds	138,856,815.53	9.58%	139,975,389.42	9.54%	136,468,556.88	9.56%	135,930,371.33	9.70%
FHA Mortgages	3,308,957.29	7.01%	2,844,338.64	10.98%	2,915,081.73	7.02%	2,648,126.35	10.99%
Total U. S. Govts	624,382,653.79	10.05%	659,339,790.76	8.63%	564,158,126.76	9.84%	583,909,141.72	8.87%
U. S. GOVT. AGENCIES:								
Non-Guaranteed	316,207,653.00	9.72%	317,099,300.23	9.66%	313,131,768.72	9.72%	311,829,024.10	9.75%
CORPORATE BONDS	724,300,165.83	10.10%	732,871,220.01	9.72%	733,898,036.52	9.91%	721,974,280.30	10.11%
TOTAL DEBT SECURITIES	1,664,890,472.62	10.01%	1,709,310,311.00	9.29%	1,611,187,932.00	9.87%	1,617,712,446.12	9.59%
PREFERRED STOCKS	6,911,421.83	13.60%	9,138,504.25	9.82%	7,025,889.18	13.59%	8,513,584.74	11.22%
TOTAL FIXED INCOME SECURITIES	1,671,801,894.45	10.02%	1,718,448,815.25	9.29%	1,618,213,821.18	9.86%	1,626,226,030.86	9.60%
EQUITY SECURITIES								
Convertible Debentures	445,036.50	8.93%	377,750.00	10.52%	508,859.66	9.53%	386,500.00	12.55%
Convertible Preferred Stocks	1,672,427.55	8.80%	1,625,923.87	9.05%	7,158,914.07	10.08%	5,597,039.06	12.89%
Common Stocks	1,140,300,722.95	4.40%	1,541,048,895.15	3.26%	1,133,666,279.65	4.32%	1,231,647,655.72	3.98%
TOTAL EQUITY SECURITIES	1,142,418,187.00	4.41%	1,543,052,569.02	3.27%	1,141,334,053.38	4.36%	1,237,631,194.78	4.02%
PRIVATE PLACEMENTS	11,587,359.50	0.00%	11,587,359.50	0.00%	47,052,807.18	0.00%	47,052,807.18	0.00%
TOTAL LONG TERM	2,825,807,440.95	7.71%	3,273,088,743.77	6.42%	2,806,600,681.74	7.46%	2,910,910,032.82	7.07%
CASH & EQUIVALENT:								
U. S. Governments (Dir & Gtd)	19,629,008.08	10.49%	19,901,570.36	8.53%	110,470,454.52	10.54%	111,980,709.36	8.19%
U. S. Governments (Non-Gtd)	84,388,017.94	9.84%	84,427,867.94	9.76%	9,596,819.44	8.43%	9,596,819.44	8.43%
Corporate Bonds	15,228,960.08	11.22%	13,632,937.62	8.62%	23,305,681.95	12.45%	23,720,731.44	10.59%
Commercial Paper	250,000,000.00	8.83%	250,000,000.00	8.83%	425,000,000.00	8.08%	425,000,000.00	8.08%
U.S. Treasury Bills	9,597,072.23	8.45%	9,597,072.23	8.45%	29,244,359.72	7.94%	29,244,359.72	7.94%
Cash	89,741,825.33	8.86%	89,741,825.33	8.86%	30,862,205.77	8.37%	30,862,205.77	8.37%
TOTAL SHORT TERM	468,584,883.66	9.14%	467,301,273.48	8.96%	628,479,521.40	8.69%	630,404,825.73	8.21%
TOTAL SECURITIES, CASH & EQUIVALENT	\$3,294,392,324.61	7.91%	\$3,740,390,017.25	6.74%	\$3,435,080,203.14	7.68%	\$3,541,314,858.55	7.28%

S I 8 T

678

PERMANENT UNIVERSITY FUND
SUMMARY OF INCOME FROM INVESTMENTS
(August 1 - 31, 1990)

	CASH	ACCRUED	TOTAL
FROM FIXED INCOME SECURITIES --			
U. S. Treasuries	\$5,568,486.45	(\$1,485,305.17)	\$4,083,181.28
U. S. Govt. Obligations (Gtd.)	913,945.62	230,300.05	1,144,245.67
U. S. Govt. Agencies (Non-Gtd)	2,658,338.72	19,509.09	2,677,847.81
FHA Mortgages	26,387.94	0.00	26,387.94
Corporate Bonds	6,773,372.16	(276,262.63)	6,497,109.53
Preferred Stocks	131,250.00	0.00	131,250.00
Total from Fixed Income Securities	16,071,780.89	(1,511,758.66)	14,560,022.23
FROM EQUITY SECURITIES --			
Convertible Debentures	0.00	(333.33)	(333.33)
Convertible Preferred Stocks	28,587.50	0.00	28,587.50
Common Stocks	4,678,648.88	0.00	4,678,648.88
Total from Equity Securities	4,707,236.38	(333.33)	4,706,903.05
FROM PRIVATE PLACEMENTS --	267,526.80	0.00	267,526.80
FROM SECURITIES LENDING --	57,479.06	0.00	57,479.06
TOTAL FROM LONG TERM INVESTMENTS	21,104,023.13	(1,512,091.99)	19,591,931.14
FROM SHORT TERM INVESTMENTS --			
U. S. Govt. Obligations (Dir.)	240,768.35	(45,010.11)	195,758.24
U. S. Govt. Obligations (Gtd.)	73,676.15	0.00	73,676.15
U. S. Government Agencies - Short Term Notes	0.00	68,673.62	68,673.62
Corporate Bonds	0.00	7,416.66	7,416.66
Commercial Paper	2,457,211.19	519,658.66	2,976,869.85
Treasury Bills	216,489.58	17,701.76	234,191.34
Interest on Funds in State Treasury	498,128.68	0.00	498,128.68
Interest on Bank Clearing Balances	723,276.80	0.00	723,276.80
Total From Short Term Investments	4,209,550.75	568,440.59	4,777,991.34
TOTAL INCOME FROM INVESTMENTS TO AVAILABLE UNIVERSITY FUND	\$25,313,573.88	(\$943,651.40)	\$24,369,922.48

INTEREST ACCRUED

	As of 08/31/90	As of 07/31/90	NET
U. S. Treasuries	\$9,622,984.88	\$11,108,290.05	(\$1,485,305.17)
U. S. Govt. Obligations (Gtd.)	1,677,300.06	1,447,000.01	230,300.05
U. S. Govt. Agencies (Non-Gtd.)	2,248,037.77	2,228,528.68	19,509.09
Corporate Bonds	17,230,225.44	17,506,488.07	(276,262.63)
Convertible Debentures	7,573.61	7,906.94	(333.33)
U. S. Govt. Oblig. (Dir.)	390,402.91	435,413.02	(45,010.11)
U. S. Govt. Agencies - Short Term Notes	343,368.06	274,694.44	68,673.62
Corporate Bonds	29,419.44	22,002.78	7,416.66
Commercial Paper	3,688,282.05	3,168,623.39	519,658.66
U. S. Treasury Bills	347,721.21	330,019.45	17,701.76
	\$35,585,315.43	\$36,528,966.83	(\$943,651.40)

PERMANENT UNIVERSITY FUND

STATEMENT OF CASH RECEIPTS AND DISBURSEMENTS
(August 1 - 31, 1990)CASH RECEIPTS

RECEIPTS INCREASING THE FUND:

Mineral Royalties		
Oil	\$4,696,430.72	
Gas	1,131,133.94	
Sulphur	0.00	
Water	127,045.34	
Brine	5,617.78	
Rental		
Mineral Lease	22,775.62	
Other	7,545.00	
Sale of Sand, Gravel, Etc.	14,130.90	
Bonuses	0.00	
Total University Lands Receipts	<u>6,004,679.30</u>	
Gain or (Loss) on Securities	733,672.82	
Total		<u>\$6,738,352.12</u>

RECEIPTS FROM SALES OF SECURITIES:

U. S. Govt. Obligations (Gtd.)	1,958,913.58	
Corporate Bonds	1,683,287.89	
Private Placements	267,799.58	
Common Stocks	40,935,256.71	
Total		<u>44,845,257.76</u>

RECEIPTS FROM MATURING SECURITIES AND AMORTIZATION:

U.S. Govt. Obligations (Gtd.)	588,123.12	
U.S. Govt. Agencies (Non-Gtd.)	1,992,329.29	
Corporate Bonds	3,688,683.60	
FHA Mortgages	28,817.77	
Pooled Investments -		
Commercial Paper (Net)	40,000,000.00	
U.S. Treasury Bills	9,841,085.42	
Prior Year Adjustment -		
Quantum Chemical	(758,202.00)	
Prior Month Adjustments -		
Phillip NV	0.01	
FRLMC	10,261.71	
Writedown of the following securities:		
MCORP 11-1/2% Note, due 12/15/89	989,384.43	
REVCO 12-1/8% Note, due 10/01/95	673,647.66	
Net Amortization on Bonds		
(Discout in Excess of Premium)	(1,090,113.36)	
Total		<u>55,964,017.65</u>

Total Cash Receipts		<u>107,547,627.53</u>
---------------------	--	-----------------------

CASH ON HAND:

July 31, 1990	85,460,452.09	
August 31, 1990	30,862,205.77	
Decrease in Cash Balance (Add)		<u>54,598,246.32</u>

Total Cash Accounted for		<u><u>\$162,145,873.85</u></u>
--------------------------	--	--------------------------------

PERMANENT UNIVERSITY FUND

STATEMENT OF CASH RECEIPTS AND DISBURSEMENTS (Continued)
(August 1 - 31, 1990)CASH DISBURSEMENTS

ASSETS PURCHASED:

U. S. Govt. Obligations (Direct) (\$20,000,000.00 par value)	\$19,955,369.00
U. S. Govt. Obligations (Gtd.) (\$4,890,000.00 par value)	4,860,965.63
Corporate Bonds (\$4,425,000.00 par value)	4,128,666.75
Preferred Stocks (7,000 shares)	10,591.00
Private Placements	2,594,003.51
Common Stocks (2,989,200 shares)	130,596,277.96
	<hr/>
Total Cash Disbursements	<u>\$162,145,873.85</u>

SUMMARY

Book Value of Permanent University Fund Investments

July 31, 1990		\$3,428,341,851.02
Additions for August, 1990:		
From West Texas Lands	\$6,004,679.30	
Realized Net Gain or (Loss) on Security Transactions	733,672.82	6,738,352.12
	<hr/>	<hr/>
(See Cash Receipts Increasing the Fund for Detail)		
August 31, 1990		<u>\$3,435,080,203.14</u>

PERMANENT UNIVERSITY FUND
SCHEDULE OF SECURITIES PURCHASED
(August 1 - 31, 1990)

SECURITY	PAR VALUE OR NO. SHARES (3)	TOTAL PRINCIPAL COST	YIELD AT COST
<u>LONG TERM SECURITIES:</u>			
<u>DEBT SECURITIES:</u>			
<u>U.S. GOVT. OBLIGATIONS (Direct)</u>			
U.S. Treasury Notes,			
8%, 7/31/92	\$5,000,000.00	\$4,993,750.00	8.07%
8-1/4%, 11/15/94	8,000,000.00	7,963,125.00	8.37%
8-1/2%, 5/15/95	3,000,000.00	3,003,750.00	8.46%
8-3/4%, 8/15/00	4,000,000.00	3,994,744.00	8.77%
TOTAL U. S. GOVT. OBLIGATIONS (Direct)	20,000,000.00	19,955,369.00	8.39%
<u>U.S. GOVT. OBLIGATIONS (Gtd.)</u>			
GNMA Pass Thru 290652			
9-1/2%, 8/15/20	4,890,000.00	4,860,965.63	9.56%
TOTAL U. S. GOVT. OBLIGATIONS (Direct & Gtd.)	\$24,890,000.00	24,816,334.63	8.62%
<u>CORPORATE BONDS</u>			
Dayton Power & Light			
8-1/8% 1st Mtge., 8/1/01	\$1,800,000.00	\$1,619,208.00	9.63%
Hawaiian Telephone (GTE)			
8% 1st Mtge., Series U, 9/1/01	1,125,000.00	1,011,183.75	9.50%
Sears Roebuck			
9-1/4% Notes, 8/1/97	1,500,000.00	1,498,275.00	9.27%
TOTAL CORPORATE BONDS	\$4,425,000.00	4,128,666.75	9.47%
<u>PREFERRED STOCK</u>			
Harcourt Brace Jovanovich, \$.96	7,000	10,591.00	63.45%
TOTAL DEBT SECURITIES		28,955,592.38	8.76%
<u>CAPITAL CONTRIBUTIONS:</u>			
<u>PRIVATE PLACEMENTS</u>			
Cheyenne III		171,968.42	
Electra Private Equity		1,572,500.00	
GN Partners		100,000.00	
WPV Partners		749,535.09	
TOTAL CAPITAL CONTRIBUTIONS		2,594,003.51	N/A (2)
<u>EQUITY SECURITIES:</u>			
<u>COMMON STOCKS(1)</u>			
Alltel	7,600	227,194.40	4.28%
Amdahl	7,700	88,935.00	0.87%
American Express	13,500	314,610.75	3.95%
Archer-Daniels-Midland	121,300	3,017,849.50	0.40%
BellSouth	5,000	251,600.00	5.33%
Borden	69,900	2,463,890.50	3.01%
Browning-Ferris Industries	42,200	1,623,679.00	1.66%
Calfed	53,000	520,665.57	14.25%
Campbell Soup	57,900	3,051,099.20	1.90%
CBS	1,200	199,284.00	2.65%
Coca-Cola	144,100	5,930,237.00	1.94%
Conagra	8,800	277,745.60	1.90%
C P C International	42,300	3,321,160.20	2.55%

PERMANENT UNIVERSITY FUND
 SCHEDULE OF SECURITIES PURCHASED (Continued)
 (August 1 - 31, 1990)

SECURITY	NO. SHARES (3)	TOTAL PRINCIPAL COST	YIELD AT COST
<u>EQUITY SECURITIES (Continued):(1)</u>			
Deere	46,500	\$2,895,555.00	3.21%
Digital Equipment	2,500	188,275.00	0.00%
Dominion Resources	43,000	1,905,576.80	7.49%
Duke Power	3,700	203,296.50	5.97%
Du Pont (E. I.) De Nemours	30,900	1,118,938.00	4.42%
Eastman Kodak	39,000	1,536,186.65	5.08%
ECI Telecom	4,900	131,075.00	0.00%
Exxon	55,800	2,788,006.00	4.80%
Federal Mogul	15,000	233,050.00	5.92%
Federal National Mortgage	44,500	1,258,397.70	2.26%
Ferro	5,000	119,450.00	2.68%
Figgie International - Class A	10,000	167,500.00	2.99%
Gencorp	5,000	42,900.00	6.99%
General Mills	40,300	3,574,639.30	2.89%
General Motors	6,700	251,719.00	7.99%
Gerber Scientific	30,000	301,800.00	1.99%
Heinz (H. J.)	123,100	4,259,894.80	2.43%
Hershey Foods	28,800	1,001,433.60	2.59%
Hewlett-Packard	39,900	1,570,358.57	1.07%
Houston Industries	46,100	1,536,052.00	8.88%
Intel	20,800	814,300.00	0.00%
Johnson & Johnson	115,600	8,316,157.00	1.89%
Kellogg	7,700	465,426.50	3.18%
Lilly (Eli)	111,400	9,095,675.70	2.08%
Lin Broadcasting	5,000	262,841.00	0.00%
Lockheed	20,200	569,400.46	6.39%
Lowe's	37,200	900,834.40	2.15%
Manitowoc	600	10,641.60	5.64%
Mapco	24,300	1,014,747.50	2.39%
MCA	10,000	399,650.00	1.70%
McDonnell Douglas	5,000	203,827.50	6.92%
MCI Communications	24,000	780,600.00	0.31%
Media General - Class A	10,000	237,948.00	1.85%
Melville	3,300	152,993.50	3.06%
Merck	104,700	9,150,062.10	2.56%
Microage	7,100	129,575.00	0.00%
Mobil	29,100	1,944,462.00	4.34%
Morgan Stanley Group	3,800	225,416.00	2.53%
National Media	15,700	132,743.50	0.00%
National Semiconductor	30,200	171,687.00	0.00%
NCNB	4,700	165,416.50	3.98%
NWNL	8,800	226,600.00	5.13%
Pennzoil	15,800	1,289,493.50	3.68%
Pep Boys Manny, Moe & Jack	10,000	134,450.00	0.89%
Philip Morris	268,800	12,833,707.80	3.60%
Public Service of New Mexico	87,000	896,100.00	0.00%
Quaker State	14,900	149,894.00	7.95%
Republic New York	10,100	472,518.56	2.82%
Rhone-Poulence Rorer	5,300	397,413.50	1.12%
Royal Dutch Petroleum	80,900	6,606,908.00	4.97%
Rubbermaid	44,100	1,631,136.00	1.40%
Sara Lee	84,400	2,361,281.50	5.15%
SCEcorp Holding	15,300	536,796.00	7.52%
Schering-Plough	104,100	4,971,587.60	2.35%
Schlumberger Limited	19,100	1,251,457.30	1.83%
Stone Container	48,000	774,338.70	4.46%
Sunrise Medical	8,400	134,400.00	0.00%

PERMANENT UNIVERSITY FUND
 SCHEDULE OF SECURITIES PURCHASED (Continued)
 (August 1 - 31, 1990)

SECURITY	NO. SHARES (3)	TOTAL PRINCIPAL COST	YIELD AT COST
<u>EQUITY SECURITIES (Continued):(1)</u>			
Tektronix	11,100	\$171,439.50	3.88%
Texaco	41,500	2,677,995.00	4.65%
Toys "R" Us	6,900	200,908.00	0.00%
TYCO Toys	13,000	226,876.00	0.00%
United Artists Entertainment - Class B	10,000	100,470.00	0.00%
United Telecommunications	5,000	123,295.00	4.06%
US Shoe	26,000	443,560.00	3.05%
Walgreen	26,400	1,216,807.20	1.30%
Warner-Lambert	10,700	652,149.00	2.49%
Waste Management	189,500	7,755,787.50	0.88%
Weyerhaeuser	36,800	808,720.40	5.46%
Whitman	1,700	33,728.00	5.34%
 TOTAL COMMON STOCKS		 130,596,277.96	 2.92%
TOTAL LONG TERM INVESTMENTS		162,145,873.85	3.92%
<u>SHORT TERM SECURITIES (Net):</u>			
<u>POOLED INVESTMENTS--</u>			
U. S. Govt. Obligations (Direct)		6,393.35	
U. S. Govt. Obligations (Gtd.)		73,676.16	
TOTAL SHORT TERM INVESTMENTS		80,069.51	
TOTAL SECURITIES PURCHASED		\$162,225,943.36	

- (1) Yield on Common Stocks based on cost price and dividend rate as of 8/31/90.
- (2) Current Yield is not calculated on Private Placements due to the absence of scheduled interest and dividend payments.
- (3) Reflects shares actually purchased. Does not reflect shares received as a result of stock splits and dividends subsequent to date of purchase.

PERMANENT UNIVERSITY FUND
 EQUITIES -- OTHER CHANGES
 (August 1 - 31, 1990)

<u>STOCK SPLITS, DIVIDENDS, AND DISTRIBUTIONS</u>	<u>SHS. RECEIVED</u>	
Archer-Daniels-Midland	5% Stock Dividend	8,515.20
Bear Stearns	5% Stock Dividend	650.45
Luby's Cafeterias	3-2 Stock Split	11,600.00
Myers Industries	10% Stock Dividend	950.00
U. S. Bancorporation	6-5 Stock Split	14,294.40

PERMANENT UNIVERSITY FUND
SCHEDULE OF SECURITIES SOLD, CALLED OR MATURED
(August 1 - 31, 1990)

SECURITY	PAR VALUE	BOOK VALUE OF HOLDINGS	NET SALES PROCEEDS	GAIN OR (LOSS) OVER BOOK VALUE
<u>LONG TERM SECURITIES:</u>				
<u>U. S. GOVT. OBLIGATIONS (Gtd.)</u>				
GNMA-Pass-Throughs and Project Loans, Various Pools	\$2,469,719.73	\$2,416,036.70	\$2,529,752.27	\$113,715.57
Foss Launch & Tug Mer. Marine XI 7-3/4%, 2/15/01	131,000.00	131,000.00	131,000.00	0.00
FHA Mortgages Principal Payments	28,817.77	28,817.77	28,817.77	0.00
TOTAL U.S. GOVT. OBLIGATIONS	2,629,537.50	2,575,854.47	2,689,570.04	113,715.57
<u>U.S. GOVERNMENT AGENCIES (Non-Gtd.)</u>				
Federal Home Loan Mortgages P. C.'s Various Groups	2,002,060.52	1,992,329.29	2,002,060.52	9,731.23
FHLMC Prior Month Correction	10,280.91	10,261.71	10,280.91	19.20
TOTAL U.S. GOVT. AGENCIES	2,012,341.43	2,002,591.00	2,012,341.43	9,750.43
<u>CORPORATE BONDS</u>				
AVCO Financial 9-3/4% Sr. Debs., 8/1/99	656,000.00	656,000.00	656,000.00	0.00
Collateralized Mtge. CMO TR20 7.55% GNMA CMO Class - B, 2/25/17	313,756.13	312,683.60	313,756.13	1,072.53
G-I Holdings 15.83% Floating Rate Debs., 3/15/05	243,000.00	183,287.89	221,737.50	38,449.61
Penn Power & Light 16-1/2% 1st Mtge., 8/1/90	1,000,000.00	1,000,000.00	1,000,000.00	0.00
Sears Roebuck 9% Notes, 9/15/96	1,500,000.00	1,500,000.00	1,487,880.00	(12,120.00)
Southern Railway 11-5/8% Equip Trust 4 8/15/90	1,470,000.00	1,470,000.00	1,470,000.00	0.00
Union Electric 9.35% 1st Mtge., 8/1/08	250,000.00	250,000.00	250,000.00	0.00
TOTAL CORPORATE BONDS	5,432,756.13	5,371,971.49	5,399,373.63	27,402.14
TOTAL DEBT SECURITIES	\$10,074,635.06	9,950,416.96	10,101,285.10	150,868.14
<u>PRIVATE PLACEMENTS:</u>				
Cheyenne III		39,122.43	39,122.43	0.00
Electra Private Equity		228,677.15	459,539.45	230,862.30
TOTAL CAPITAL RETURNS		267,799.58	498,661.88	230,862.30

PERMANENT UNIVERSITY FUND
 SCHEDULE OF SECURITIES SOLD, CALLED OR MATURED (Continued)
 (August 1 - 31, 1990)

SECURITY	NO. OF SHARES	BOOK VALUE OF HOLDINGS	NET SALES PROCEEDS	GAIN OR (LOSS) OVER BOOK VALUE
<u>LONG TERM SECURITIES (Continued):</u>				
<u>EQUITY SECURITIES:</u>				
<u>COMMON STOCKS</u>				
Advest Group	11,000	\$112,988.29	\$39,673.45	(\$73,314.84)
Ahmanson (H. F.)	100,000	2,001,966.27	1,951,756.03	(50,210.24)
American Electric Power	3,400	90,092.76	101,333.61	11,240.85
American Information Technologies	1,600	99,498.04	97,884.73	(1,613.31)
Archer-Daniels- Midland	8,800	120,077.13	214,376.34	94,299.21
Ashland Oil	50,500	1,853,158.61	1,686,744.65	(166,413.96)
Automatic Data Processing	1,000	44,277.86	48,272.19	3,994.33
Badger Meter	18,400	356,684.00	304,758.47	(51,925.53)
Baltimore Gas & Electric	3,400	107,683.54	99,208.68	(8,474.86)
Bankamerica	8,100	239,517.00	180,129.87	(59,387.13)
Bell Atlantic	60,100	1,486,483.24	2,820,305.43	1,333,822.19
Carolina Power & Light	2,800	97,053.70	124,049.85	26,996.15
Commonwealth Edison Consolidated	6,700	239,223.50	205,549.13	(33,674.37)
Freightways	35,100	909,445.40	526,622.78	(382,822.62)
Continental	8,000	238,640.00	229,432.33	(9,207.67)
Delta Air Lines	2,500	201,537.50	161,069.62	(40,467.88)
Echlin	31,500	466,973.32	400,099.59	(66,873.73)
First Chicago	4,200	198,933.00	112,077.45	(86,855.55)
FPL Group	16,300	459,757.69	499,464.21	39,706.52
Genentech	10,600	201,294.00	288,395.16	87,101.16
General Instrument	6,200	196,788.00	273,906.85	77,118.85
General Mills	1,000	49,460.00	85,344.15	35,884.15
Genuine Parts	57,200	1,273,531.54	2,072,360.74	798,829.20
Georgia-Pacific	10,300	463,825.80	457,450.62	(6,375.18)
Glaxo Holdings PLC Sponsored ADR	22,500	467,024.88	647,208.88	180,184.00
Great Western Financial	21,400	329,282.64	316,544.62	(12,738.02)
Harris	22,500	632,130.56	707,151.37	75,020.81
Hasbro	48,300	767,665.86	802,704.99	35,039.13
Hercules	5,900	246,071.07	197,230.41	(48,840.66)
Homefed	4,500	194,580.00	51,221.78	(143,358.22)
Kmart	9,300	322,758.04	281,708.97	(41,049.07)
Louisiana Land & Exploration	1,100	49,028.67	54,495.48	5,466.81
Lubrizol	17,800	645,371.69	703,829.18	58,457.49
Miller (Herman)	10,000	203,750.00	207,500.00	3,750.00
MNC Financial	14,800	232,286.00	134,009.49	(98,276.51)
Monsanto	6,600	189,613.23	336,245.57	146,632.34
Norsk Hydro AS ADR	90,000	2,040,455.45	3,266,290.96	1,225,835.51
Northeast Utilities	52,600	1,030,159.64	1,027,220.13	(2,939.51)
Northern States Power Northern Telecom Limited	5,300	195,463.02	187,972.71	(7,490.31)
	3,800	98,971.40	100,775.12	1,803.72
Northrop	65,600	1,683,222.39	997,086.65	(686,135.74)
Norton	15,000	1,331,050.00	1,350,000.00	18,950.00
NYNEX	100,000	4,542,620.37	7,411,052.72	2,868,432.35
Pacificorp	25,400	389,643.27	509,379.96	119,736.69
Perini	18,000	569,819.93	330,741.39	(239,078.54)

PERMANENT UNIVERSITY FUND
 SCHEDULE OF SECURITIES SOLD, CALLED OR MATURED (Continued)
 (August 1 - 31, 1990)

SECURITY	NO. OF SHARES	BOOK VALUE OF HOLDINGS	NET SALES PROCEEDS	GAIN OR (LOSS) OVER BOOK VALUE
<u>LONG TERM SECURITIES (Continued):</u>				
<u>EQUITY SECURITIES (Continued):</u>				
<u>COMMON STOCKS (Continued)</u>				
Philip NV - NY Shares	5,600	\$118,741.35	\$78,722.15	(\$40,019.20)
Prior Month Adjustment - Philip NV - NY Shares	0	0.01	0.00	(0.01)
Potlatch	6,300	194,046.68	246,888.75	52,842.07
Prime Motor Inns	16,400	503,867.72	89,606.15	(414,261.57)
PSI Holdings	12,000	199,380.00	199,793.30	413.30
Public Service Enterprise Group	55,000	1,342,620.69	1,369,854.20	27,233.51
Ralston Purina	1,000	87,587.14	92,406.91	4,819.77
Reynolds Metals	30,500	1,747,288.30	1,845,926.59	98,638.29
Rockwell International - Class A	15,000	270,700.69	398,311.68	127,610.99
Sears Roebuck	19,600	733,421.57	587,804.38	(145,617.19)
Southern	2,900	64,048.05	73,744.53	9,696.48
TJX (New)	16,000	247,329.97	236,668.87	(10,661.10)
Union Carbide	48,000	967,605.86	826,631.33	(140,974.53)
Unisys	133,300	3,841,914.22	1,489,007.41	(2,352,906.81)
Universal	4,100	152,028.00	98,109.72	(53,918.28)
Unocal	84,400	1,835,357.65	2,646,857.25	811,499.60
Wang Laboratories - Class B	15,600	201,258.52	69,261.66	(131,996.86)
Prior Year Adjustment - Quantum Chemical	0	758,202.00	0.00	(758,202.00)
TOTAL COMMON STOCKS		40,935,256.72	42,950,231.19	2,014,974.47
TOTAL LONG TERM SECURITIES		\$51,153,473.26	53,550,178.17	2,396,704.91
<u>SHORT TERM SECURITIES (Net):</u>				
<u>POOLED INVESTMENTS--</u>				
Commercial Paper			40,000,000.00	0.00
U. S. Treasury Bills			9,624,595.84	0.00
TOTAL SHORT TERM SECURITIES			49,624,595.84	0.00
TOTAL CASH SALES, CALLS, OR MATURITIES			\$103,174,774.01	\$2,396,704.91

PERMANENT UNIVERSITY FUND
SUMMARY OF SECURITIES TRANSACTIONS
(September 1 - 30, 1990)

REPORT ON SECURITIES TRANSACTIONS. -- The following securities transactions have been made for the Permanent University Fund in September, 1990. The Executive Vice Chancellor for Asset Management recommends approval by the Board of Regents of these transactions.

<u>PURCHASES:</u>	<u>COST</u> <u>(BOOK VALUE)</u>	<u>YIELD</u> <u>AT COST</u>
<u>DEBT SECURITIES--</u>		
U. S. Govt. Agencies (Non-Gtd)	\$4,768,750.00	9.64%
Corporate Bonds	2,892,265.00	9.75%
	<hr/>	<hr/>
Total Debt Securities	7,661,015.00	9.68%
	<hr/>	<hr/>
<u>EQUITY SECURITIES--</u>		
Common Stocks	18,038,428.75	2.27% (1)
	<hr/>	<hr/>
<u>CAPITAL CONTRIBUTIONS:</u>		
Private Placements	935,000.00	N/A (2)
	<hr/>	<hr/>
TOTAL LONG TERM SECURITIES	26,634,443.75	4.32%
	<hr/>	<hr/>
<u>SHORT TERM SECURITIES (Net):</u>		
<u>POOLED INVESTMENTS--</u>		
Commercial Paper	40,000,000.00	
U. S. Govt. Obligation (Gtd)	73,676.16	
	<hr/>	
TOTAL SHORT TERM SECURITIES	40,073,676.16	
	<hr/>	
TOTAL ACQUISITIONS	\$66,708,119.91	
	<hr/> <hr/>	

PERMANENT UNIVERSITY FUND
SUMMARY OF SECURITIES TRANSACTIONS (Continued)
(September 1 - 30, 1990)

	PROCEEDS	GAIN OR (LOSS)
<u>SALES:</u>		
<u>DEBT SECURITIES--</u>		
U. S. Govt. Obligations (Direct)	\$10,045,312.50	\$66,885.17
<u>EQUITY SECURITIES--</u>		
Common Stocks	21,523,164.31	251,189.73
Total Sales	31,568,476.81	318,074.90
<u>CAPITAL RETURNS:</u>		
Private Placements	14,130.02	0.00
<u>MATURITIES & PREPAYMENTS:</u>		
<u>DEBT SECURITIES--</u>		
U.S. Govt. Obligations (Gtd.)		
GNMA Pools	688,704.36	15,503.79
FHA Mortgages	30,522.26	0.00
Total U.S. Govt Oblig. (Gtd.)	719,226.62	15,503.79
U.S. Govt. Agencies (Non-Gtd.)	1,509,400.37	5,375.64
Corporate Bonds	5,450,000.00	44,997.26
Total Maturities & Prepayments	7,678,626.99	65,876.69
TOTAL LONG TERM SECURITIES	39,261,233.82	383,951.59
<u>SHORT TERM SECURITIES (Net):</u>		
<u>POOLED INVESTMENTS--</u>		
U. S. Treasury Bills	19,615,184.72	0.00
U. S. Govt. Agencies (Non-Gtd)	9,596,819.44	0.00
TOTAL SHORT TERM SECURITIES	29,212,004.16	0.00
TOTAL DISPOSITIONS	\$68,473,237.98	\$383,951.59
<u>BOND EXCHANGES</u>	<u>PAR EXCHANGED</u>	<u>INCREASE IN ANNUAL INCOME</u>
TOTAL EXCHANGES	\$1,000,000.00	\$1,179.01

(1) Yield on Common Stocks based on cost price and dividend rate as of 9/30/90.

(2) Current Yield is not calculated on Private Placements due to the absence of scheduled interest and dividend payments.

PERMANENT UNIVERSITY FUND
Comparison Summary of Assets

Security	September 30, 1989				September 30, 1990			
	Book Value	Book Yield	Market Value	Market Yield	Book Value	Book Yield	Market Value	Market Yield
LONG TERM SECURITIES:								
DEBT SECURITIES --								
U. S. GOVT. OBLIGATIONS:								
Direct - Treasuries	\$482,598,843.74	10.20%	\$515,621,447.86	8.42%	\$425,038,191.25	9.96%	\$446,561,066.86	8.54%
Gtd. - Various Bonds	138,286,371.97	9.58%	139,015,840.25	9.57%	135,796,073.52	9.56%	135,274,090.33	9.70%
FHA Mortgages	3,272,516.43	7.00%	2,812,344.59	10.98%	2,884,559.47	7.02%	2,620,069.09	10.99%
Total U. S. Govts	624,157,732.14	10.05%	657,449,632.70	8.67%	563,718,824.24	9.84%	584,455,226.28	8.82%
U. S. GOVT. AGENCIES:								
Non-Guaranteed	314,748,886.82	9.72%	314,578,565.42	9.70%	316,404,265.54	9.72%	315,397,955.66	9.74%
CORPORATE BONDS	727,150,721.38	10.07%	732,719,590.14	9.77%	730,332,409.79	9.89%	716,176,390.22	10.14%
TOTAL DEBT SECURITIES	1,666,057,340.34	9.99%	1,704,747,788.26	9.33%	1,610,455,499.57	9.83%	1,616,029,572.16	9.58%
PREFERRED STOCKS	6,962,200.54	13.50%	9,118,241.00	10.31%	7,025,889.18	13.59%	8,499,030.04	10.64%
TOTAL FIXED INCOME SECURITIES	1,673,019,540.88	10.01%	1,713,866,029.26	9.34%	1,617,481,388.75	9.86%	1,624,528,602.20	9.59%
EQUITY SECURITIES								
Convertible Debentures	445,036.50	8.93%	369,000.00	10.77%	508,859.66	9.53%	356,500.00	13.61%
Convertible Preferred Stocks	1,672,427.55	8.80%	1,602,238.27	9.18%	7,158,914.07	10.08%	5,311,634.25	13.59%
Common Stocks	1,195,788,335.83	4.38%	1,567,267,542.77	3.35%	1,130,432,733.82	4.29%	1,157,583,500.76	4.19%
TOTAL EQUITY SECURITIES	1,197,905,799.88	4.39%	1,569,238,781.04	3.36%	1,138,100,507.55	4.33%	1,163,251,635.01	4.23%
PRIVATE PLACEMENTS	19,692,359.50	0.00%	19,692,359.50	0.00%	47,973,677.16	0.00%	47,973,677.16	0.00%
TOTAL LONG TERM	2,890,617,700.26	7.61%	3,302,797,169.80	6.44%	2,803,555,573.46	7.45%	2,835,753,914.37	7.23%
CASH & EQUIVALENT:								
U. S. Governments (Dir & Gtd)	19,629,008.08	10.49%	19,850,690.64	8.66%	100,790,886.35	10.65%	102,091,449.86	8.22%
U. S. Governments (Non-Gtd)	64,714,253.35	9.59%	64,747,853.35	9.48%	0.00	0.00%	0.00	0.00%
Corporate Bonds	13,234,313.26	11.42%	11,909,489.61	8.36%	24,445,408.52	12.45%	24,870,145.63	10.76%
Commercial Paper	240,000,000.00	8.79%	240,000,000.00	8.79%	465,000,000.00	8.11%	465,000,000.00	8.11%
U. S. Treasury Bills	9,597,072.23	8.45%	9,597,072.23	8.45%	9,629,175.00	7.72%	9,629,175.00	7.72%
Cash	68,030,340.61	8.78%	68,030,340.61	8.78%	38,429,378.63	8.37%	38,429,378.63	8.37%
TOTAL SHORT TERM	415,204,987.53	9.08%	414,135,446.44	8.87%	638,294,848.50	8.68%	640,020,149.12	8.24%
TOTAL SECURITIES, CASH & EQUIVALENT	\$3,305,822,687.79	7.80%	\$3,716,932,616.24	6.71%	\$3,441,850,421.96	7.67%	\$3,475,774,063.49	7.42%

PERMANENT UNIVERSITY FUND
SUMMARY OF INCOME FROM INVESTMENTS
(September 1 - 30, 1990)

	CASH	ACCRUED	TOTAL
FROM FIXED INCOME SECURITIES --			
U. S. Treasuries	\$513,695.87	\$3,474,719.58	\$3,988,415.45
U. S. Govt. Obligations (Gtd.)	995,172.93	107,765.14	1,102,938.07
U. S. Govt. Agencies (Non-Gtd)	2,362,490.86	51,911.31	2,414,402.17
FHA Mortgages	6,991.50	0.00	6,991.50
Corporate Bonds	6,300,279.43	(305,037.36)	5,995,242.07
Preferred Stocks	0.00	0.00	0.00
Total from Fixed Income Securities	10,178,630.59	3,329,358.67	13,507,989.26
FROM EQUITY SECURITIES --			
Convertible Debentures	0.00	4,041.67	4,041.67
Convertible Preferred Stocks	0.00	0.00	0.00
Common Stocks	5,599,608.84	0.00	5,599,608.84
Total from Equity Securities	5,599,608.84	4,041.67	5,603,650.51
FROM PRIVATE PLACEMENTS --	27,085.63	0.00	27,085.63
FROM SECURITIES LENDING --	55,116.00	0.00	55,116.00
TOTAL FROM LONG TERM INVESTMENTS	15,860,441.06	3,333,400.34	19,193,841.40
FROM SHORT TERM INVESTMENTS --			
U. S. Govt. Obligations (Dir.)	0.00	181,392.13	181,392.13
U. S. Govt. Obligations (Gtd.)	73,676.16	0.00	73,676.16
U. S. Government Agencies - Short Term Notes	403,180.56	(343,368.06)	59,812.50
Corporate Bonds	0.00	7,416.67	7,416.67
Commercial Paper	2,964,321.13	(407,144.71)	2,557,176.42
Treasury Bills	384,815.28	(256,033.71)	128,781.57
Interest on Funds in State Treasury	0.00	0.00	0.00
Interest on Bank Clearing Balances	0.00	0.00	0.00
Total From Short Term Investments	3,825,993.13	(817,737.68)	3,008,255.45
TOTAL INCOME FROM INVESTMENTS TO AVAILABLE UNIVERSITY FUND	\$19,686,434.19	\$2,515,662.66	\$22,202,096.85

INTEREST ACCRUED

	As of 09/30/90	As of 08/31/90	NET
U. S. Treasuries	\$13,097,704.46	\$9,622,984.88	\$3,474,719.58
U. S. Govt. Obligations (Gtd.)	1,785,065.20	1,677,300.06	107,765.14
U. S. Govt. Agencies (Non-Gtd.)	2,299,949.08	2,248,037.77	51,911.31
Corporate Bonds	16,925,188.08	17,230,225.44	(305,037.36)
Convertible Debentures	11,615.28	7,573.61	4,041.67
U. S. Govt. Oblig. (Dir.)	571,795.04	390,402.91	181,392.13
U. S. Govt. Agencies - Short Term Notes	0.00	343,368.06	(343,368.06)
Corporate Bonds	36,836.11	29,419.44	7,416.67
Commercial Paper	3,281,137.34	3,688,282.05	(407,144.71)
U. S. Treasury Bills	91,687.50	347,721.21	(256,033.71)
	\$38,100,978.09	\$35,585,315.43	\$2,515,662.66

PERMANENT UNIVERSITY FUND

STATEMENT OF CASH RECEIPTS AND DISBURSEMENTS
(September 1 - 30, 1990)CASH RECEIPTS

RECEIPTS INCREASING THE FUND:

Mineral Royalties		
Oil	\$4,416,826.25	
Gas	1,828,185.00	
Sulphur	0.00	
Water	79,891.68	
Brine	3,091.73	
Rental		
Mineral Lease	51,582.82	
Other	300.00	
Sale of Sand, Gravel, Etc.	6,389.75	
Bonuses	0.00	
Total University Lands Receipts	<u>6,386,267.23</u>	
Gain or (Loss) on Sales of Securities	383,951.59	
Total		<u>\$6,770,218.82</u>

RECEIPTS FROM SALES OF SECURITIES:

U.S. Govt. Obligations (Direct)	9,978,427.33	
Private Placements	14,130.02	
Common Stocks	21,271,974.58	
Total	<u>31,264,531.93</u>	

RECEIPTS FROM MATURING SECURITIES AND AMORTIZATION:

U.S. Govt. Obligations (Gtd.)	673,198.94	
U.S. Govt. Agencies (Non-Gtd.)	1,504,024.73	
Corporate Bonds	5,405,002.74	
FHA Mortgages	30,522.26	
Pooled Investments -		
U. S. Treasury Bills	20,000,000.00	
U. S. Govt. Agencies (Non-Gtd.)	10,000,000.00	
Net Amortization on Bonds		
(Discourt in Excess of Premium)	(1,547,184.44)	
Prior Month GNMA Correction	1.63	
Bond Exchange (Net)	101,300.00	
Total	<u>36,166,865.86</u>	

Total Cash Receipts	<u>74,201,616.61</u>
---------------------	----------------------

CASH ON HAND:

August 31, 1990	30,862,205.77	
September 30, 1990	38,429,378.63	
Increase in Cash Balance (Subtract)		<u>(7,567,172.86)</u>

Total Cash Accounted for	<u>\$66,634,443.75</u>
--------------------------	------------------------

PERMANENT UNIVERSITY FUND

STATEMENT OF CASH RECEIPTS AND DISBURSEMENTS (Continued)
(September 1 - 30, 1990)CASH DISBURSEMENTS

ASSETS PURCHASED:

U. S. Govt. Agencies (Non-Gtd.) (\$5,000,000.00 par value)	\$4,768,750.00
Corporate Bonds (\$3,250,000.00 par value)	2,892,265.00
Private Placements	935,000.00
Common Stocks (824,800 shares)	18,038,428.75
Pooled Investments - (Net)	40,000,000.00
Commercial Paper	40,000,000.00
	<hr/>
Total Cash Disbursements	<u>\$66,634,443.75</u>

SUMMARY

Book Value of Permanent University Fund Investments

August 31, 1990		\$3,435,080,203.14
Additions for September, 1990:		
From West Texas Lands	\$6,386,267.23	
Realized Net Gain or (Loss) on Security Transactions	383,951.59	6,770,218.82
	<hr/>	<hr/>
(See Cash Receipts Increasing the Fund for Detail)		
September 30, 1990		<u>\$3,441,850,421.96</u>

PERMANENT UNIVERSITY FUND
SCHEDULE OF SECURITIES PURCHASED
(September 1 - 30, 1990)

<u>SECURITY</u>	PAR VALUE OR NO. SHARES (3)	TOTAL PRINCIPAL COST	YIELD AT COST
<u>LONG TERM SECURITIES:</u>			
<u>DEBT SECURITIES:</u>			
<u>U.S. GOVERNMENT AGENCIES (Non-Gtd.)</u>			
Federal National Mtge. Series 90			
CMO 104-G, 9%, 5/25/03	\$5,000,000.00	\$4,768,750.00	9.64%
<u>CORPORATE BONDS</u>			
Appalachian Power			
8-1/8%, 7/1/03	1,000,000.00	885,670.00	9.70%
Detroit Edison			
8-1/8% Genl & Ref Mtg., 6/15/01	2,250,000.00	2,006,595.00	9.77%
TOTAL CORPORATE BONDS	3,250,000.00	2,892,265.00	9.75%
TOTAL DEBT SECURITIES	\$8,250,000.00	7,661,015.00	9.68%
<u>CAPITAL CONTRIBUTIONS:</u>			
<u>PRIVATE PLACEMENTS</u>			
Adcor Partners		935,000.00	N/A (2)
<u>EQUITY SECURITIES:</u>			
<u>COMMON STOCKS(1)</u>			
American General	3,300	141,108.00	7.48%
Beneficial	3,300	143,995.50	5.50%
Coca-Cola	6,200	251,534.00	1.97%
Communications Satellite	10,000	283,725.00	4.65%
Corroon & Black	10,000	366,780.00	3.71%
Digital Equipment	11,700	700,654.50	0.00%
Du Pont (E. I.)			
De Nemours	15,100	531,722.70	4.54%
Eastern Enterprises	14,400	360,660.00	5.59%
Echlin	71,000	816,635.00	6.09%
Federal National Mortgage Association	60,800	1,751,566.85	2.22%
First Financial Management	43,000	820,461.50	0.52%
General Dynamics	5,800	146,610.00	3.96%
Good Guys	6,700	129,712.00	0.00%
Harley-Davidson	5,100	120,207.00	0.00%
Hilton Hotels	12,000	415,280.00	3.46%
Intel	38,000	1,216,800.00	0.00%
International Game Technology	7,300	125,925.00	0.00%
James River of Virginia	6,200	144,987.00	2.57%
L. A. Gear	10,000	145,812.50	0.00%
Lotus Development	63,500	1,000,125.00	0.00%
Lowe's	55,000	1,332,838.60	2.14%
Manitowoc	500	9,045.00	5.53%
Mapco	1,800	77,481.50	2.33%
MCI Communications	36,000	1,201,851.60	0.30%
Merck	3,300	251,031.00	2.94%
Minnesota Mining & Manufacturing	1,100	87,241.00	3.68%
NBD Bancorp	5,300	144,244.80	5.14%
Novellus Systems	10,400	132,600.00	0.00%
Olin	5,900	218,713.00	5.93%
Pacific Gas & Electric	6,900	146,245.50	7.17%
Panhandle Eastern	9,800	144,648.00	5.42%

PERMANENT UNIVERSITY FUND
 SCHEDULE OF SECURITIES PURCHASED (Continued)
 (September 1 - 30, 1990)

SECURITY	NO. SHARES (3)	TOTAL PRINCIPAL COST	YIELD AT COST
<u>EQUITY SECURITIES (Continued):(1)</u>			
Pepsico	28,100	\$652,371.30	1.72%
Potlatch	11,100	340,326.00	4.31%
Primerica	5,200	144,664.00	1.44%
Schlumberger	1,200	75,699.60	1.90%
Sea Containers	4,000	216,304.00	2.59%
Seagate Technology	22,000	217,250.00	0.00%
Service Master	10,200	214,289.00	8.75%
Suntrust Bank	7,400	143,449.00	4.33%
Tandem Computers	60,500	684,257.50	0.00%
Tosco	11,300	222,045.00	3.05%
USAir Group	7,600	128,839.20	0.00%
US Shoe	46,000	592,710.00	4.04%
Valero Energy	12,700	216,789.00	1.64%
Vicorp Restaurants	5,100	124,637.00	0.00%
Wells Fargo	2,600	147,407.00	7.06%
Western Digital	43,500	388,176.60	0.00%
Whitman	1,300	26,117.00	5.28%
Williams	5,600	142,856.00	5.49%
TOTAL COMMON STOCKS		18,038,428.75	2.27%
TOTAL LONG TERM INVESTMENTS		26,634,443.75	4.32%
<u>SHORT TERM SECURITIES (Net):</u>			
<u>POOLED INVESTMENTS--</u>			
Commercial Paper		40,000,000.00	
U. S. Govt. Obligations (Gtd)		73,676.16	
TOTAL SHORT TERM INVESTMENTS		40,073,676.16	
TOTAL SECURITIES PURCHASED		\$66,708,119.91	

- (1) Yield on Common Stocks based on cost price and dividend rate as of 9/30/90.
- (2) Current Yield is not calculated on Private Placements due to the absence of scheduled interest and dividend payments.
- (3) Reflects shares actually purchased. Does not reflect shares received as a result of stock splits and dividends subsequent to date of purchase.

PERMANENT UNIVERSITY FUND
EQUITIES -- OTHER CHANGES
(September 1 - 30, 1990)

<u>STOCK SPLITS, DIVIDENDS, AND DISTRIBUTIONS</u>		<u>SHS. RECEIVED</u>
Dresser Industries	2-1 Stock Split	35,200
Pepsico	3-1 Stock Split	486,200

PERMANENT UNIVERSITY FUND
 SCHEDULE OF SECURITIES SOLD, CALLED OR MATURED
 (September 1 - 30, 1990)

SECURITY	PAR VALUE	BOOK VALUE OF HOLDINGS	NET SALES PROCEEDS	GAIN OR (LOSS) OVER BOOK VALUE
<u>LONG TERM SECURITIES:</u>				
<u>U. S. GOVT. OBLIGATIONS (Direct)</u>				
U. S. Treasury Notes 9%, 1/31/91	\$10,000,000.00	\$9,978,427.33	\$10,045,312.50	\$66,885.17
<u>U. S. GOVT. OBLIGATIONS (Gtd.)</u>				
GNMA-Pass-Throughs and Project Loans, Various Pools	688,704.36	673,200.57	688,704.36	15,503.79
FHA Mortgages Principal Payments	30,522.26	30,522.26	30,522.26	0.00
TOTAL U.S. GOVT. OBLIGATIONS	10,719,226.62	10,682,150.16	10,764,539.12	82,388.96
<u>U.S. GOVERNMENT AGENCIES (Non-Gtd.)</u>				
Federal Home Loan Mortgages P. G.'s Various Groups	1,509,400.37	1,504,024.73	1,509,400.37	5,375.64
<u>CORPORATE BONDS</u>				
Entex 11-3/8% SF Debs., 9/1/98	450,000.00	431,629.02	450,000.00	18,370.98
Jewel 11-1/2% Notes, 12/1/92	2,500,000.00	2,476,583.82	2,500,000.00	23,416.18
United Energy Resources 13% Debs., 9/15/93	2,500,000.00	2,496,789.90	2,500,000.00	3,210.10
TOTAL CORPORATE BONDS	5,450,000.00	5,405,002.74	5,450,000.00	44,997.26
TOTAL DEBT SECURITIES	\$17,678,626.99	17,591,177.63	17,723,939.49	132,761.86
<u>PRIVATE PLACEMENTS:</u>				
Cheyenne III		11,063.15	11,063.15	0.00
Goldston Jeter		2,039.68	2,039.68	0.00
Goldston Jeter RI		1,027.19	1,027.19	0.00
TOTAL CAPITAL RETURNS		14,130.02	14,130.02	0.00

PERMANENT UNIVERSITY FUND
 SCHEDULE OF SECURITIES SOLD, CALLED OR MATURED (Continued)
 (September 1 - 30, 1990)

SECURITY	NO. OF SHARES	BOOK VALUE OF HOLDINGS	NET SALES PROCEEDS	GAIN OR (LOSS) OVER BOOK VALUE
<u>LONG TERM SECURITIES (Continued):</u>				
<u>EQUITY SECURITIES:</u>				
<u>COMMON STOCKS</u>				
American General	5,200.00	\$195,598.00	\$222,126.58	\$26,528.58
American Home Products	48,800.00	1,042,913.23	2,329,293.73	1,286,380.50
American Information Technologies	18,300.00	1,138,008.84	1,058,471.16	(79,537.68)
American International Group	7,800.00	386,213.32	525,936.45	139,723.13
Archer-Daniels- Midland	3,701.20	48,102.06	88,701.48	40,599.42
Armco	15,200.00	197,448.00	92,488.89	(104,959.11)
Atlantic Richfield	2,000.00	235,890.00	270,850.96	34,960.96
Automatic Data Processing	7,400.00	327,656.13	374,901.37	47,245.24
Avnet	7,000.00	172,819.37	170,129.31	(2,690.06)
Badger Meter	5,200.00	100,802.00	69,145.73	(31,656.27)
Bank of Boston	9,700.00	142,638.50	80,555.79	(62,082.71)
Bear Stearns	13,659.45	198,999.35	140,756.10	(58,243.25)
Becton Dickinson	4,000.00	225,126.00	262,111.25	36,985.25
Bell Atlantic	25,700.00	635,650.91	1,145,137.75	509,486.84
BellSouth	10,300.00	564,953.61	530,173.79	(34,779.82)
CNA Financial	2,000.00	156,910.00	132,975.56	(23,934.44)
Champion International	26,200.00	852,560.80	709,603.31	(142,957.49)
Chase Manhattan	30,100.00	878,348.10	529,290.81	(349,057.29)
Conagra	17,900.00	385,486.49	616,986.38	231,499.89
CSX	5,400.00	205,146.00	158,565.71	(46,580.29)
Delta Air Lines	16,900.00	926,606.74	934,717.08	8,110.34
Dow Chemical	1,000.00	60,188.96	40,166.66	(20,022.30)
Eastern Utility Association	700.00	24,049.29	19,900.33	(4,148.96)
First FID Bancorporation	6,800.00	159,494.00	91,728.94	(67,765.06)
General Dynamics	4,100.00	179,391.40	103,480.54	(75,910.86)
Goodrich (B. F.)	5,100.00	226,032.00	182,599.40	(43,432.60)
Hercules	10,100.00	421,240.30	294,890.73	(126,349.57)
Honeywell	6,000.00	519,971.38	566,243.11	46,271.73
International Paper	3,600.00	199,638.00	170,508.31	(29,129.69)
Kemper	4,400.00	193,556.00	130,295.65	(63,260.35)
Loews	1,600.00	191,784.00	149,683.00	(42,101.00)
Louisiana Land & Exploration	5,600.00	249,600.53	272,454.30	22,853.77
Norfolk Southern	4,700.00	178,976.00	187,359.25	8,383.25
Northern Telecom Limited	1,300.00	33,858.64	30,767.37	(3,091.27)
Pacific Telesis Group	76,300.00	1,452,864.39	3,127,954.54	1,675,090.15
Pacificorp	5,000.00	76,701.43	99,646.66	22,945.23
Philips NV - NY Shares	6,600.00	139,945.17	91,354.92	(48,590.25)
PHM	16,200.00	138,480.00	116,636.08	(21,843.92)
Prime Motor Inns	46,400.00	1,109,407.36	46,269.99	(1,063,137.37)
Quantum Chemical	58,300.00	859,442.30	663,781.57	(195,660.73)
Repsol ADR	13,000.00	282,617.68	309,519.65	26,901.97
Sara Lee	10,300.00	288,165.87	277,369.73	(10,796.14)
Sears Roebuck	8,200.00	306,839.64	238,659.63	(68,180.01)

PERMANENT UNIVERSITY FUND
 SCHEDULE OF SECURITIES SOLD, CALLED OR MATURED (Continued)
 (September 1 - 30, 1990)

SECURITY	NO. OF SHARES	BOOK VALUE OF HOLDINGS	NET SALES PROCEEDS	GAIN OR (LOSS) OVER BOOK VALUE
<u>LONG TERM SECURITIES (Continued):</u>				
<u>EQUITY SECURITIES (Continued):</u>				
<u>COMMON STOCKS (Continued)</u>				
Shell Transport & Trading PLC	5,500.00	\$225,252.50	\$297,980.05	\$72,727.55
Springs Industries	5,500.00	199,815.00	131,253.12	(68,561.88)
Sun	5,100.00	194,386.50	167,299.91	(27,086.59)
Texas Instruments	75,800.00	3,266,774.77	2,205,840.28	(1,060,934.49)
UDC Universal Dev.	7,700.00	198,198.00	75,495.93	(122,702.07)
Unocal	400.00	11,140.03	12,625.57	1,485.54
US Bancorporation	0.40	5.76	7.60	1.84
US West	12,400.00	275,241.72	442,417.22	167,175.50
Wang Laboratories - Class B	9,700.00	125,141.51	33,463.86	(91,677.65)
Xerox	5,100.00	241,332.00	208,736.03	(32,595.97)
British Telecomm ADR	5,500.00	224,565.00	293,855.19	69,290.19
 TOTAL EQUITY SECURITIES		<u>21,271,974.58</u>	<u>21,523,164.31</u>	<u>251,189.73</u>
 TOTAL LONG TERM SECURITIES		<u>\$38,877,282.23</u>	<u>39,261,233.82</u>	<u>383,951.59</u>
<u>SHORT TERM SECURITIES (Net):</u>				
<u>POOLED INVESTMENTS--</u>				
U. S. Govt. Agencies (Non-Gtd)			9,596,819.44	0.00
U. S. Treasury Bills			19,615,184.72	0.00
 TOTAL SHORT TERM SECURITIES			<u>29,212,004.16</u>	<u>0.00</u>
 TOTAL CASH SALES, CALLS, OR MATURITIES			<u>\$68,473,237.98</u>	<u>\$383,951.59</u>

PERMANENT UNIVERSITY FUND
SUMMARY OF BOND EXCHANGES
(September 1 - 30, 1990)

<u>DESCRIPTION</u>	<u>BOOK VALUE</u>	<u>MKT YIELD IN- CREASE</u>	<u>BOOK YIELD IN- CREASE</u>	<u>NEW BOOK YIELD</u>
<u>CORPORATE FOR CORPORATE</u>				
<u>ISSUE EXCHANGED:</u>				
Pennzoil				
9-1/8% Notes, 3/1/96 (\$1,000,000.00 par value)	<u>\$996,617.87</u>			
<u>ISSUE RECEIVED:</u>				
Texaco				
7-3/4% Debs., 6/1/01 (\$1,000,000.00 par value)	<u>\$895,317.87</u>	<u>0.05%</u>	<u>0.11%</u>	<u>9.31%</u>
	<u>\$1,179.01</u>	(Total Income Improvement) (4)		

(4) Total Income Improvement represents improvement with
takeout (payup) considered at current investment rates.

II. COMMON TRUST FUND

COMMON TRUST FUND
SUMMARY OF SECURITIES TRANSACTIONS
(August 1 - 31, 1990)

REPORT ON SECURITIES TRANSACTIONS. -- The following securities transactions have been made for the Common Trust Fund in August, 1990. The Executive Vice Chancellor for Asset Management recommends approval by the Board of Regents of these transactions.

	<u>COST</u> <u>(BOOK VALUE)</u>	<u>YIELD</u> <u>AT COST</u>
<u>PURCHASES:</u>		
<u>DEBT SECURITIES--</u>		
U.S. Treasuries	\$2,996,529.50	8.53%
U.S. Govt. Obligations (Gtd.)	3,414,861.16	9.56%
Corporate Bonds	2,785,915.00	9.59%
	<hr/>	<hr/>
Total Debt Securities	9,197,305.66	9.23%
<u>EQUITY SECURITIES--</u>		
Common Stocks	12,242,596.74	2.84% (1)
<u>CAPITAL CONTRIBUTIONS:</u>		
Private Placements--	1,667,632.81	N/A (2)
<u>TOTAL ACQUISITIONS</u>	<u>\$23,107,535.21</u>	<u>5.18%</u>
	<hr/>	<hr/>
	<u>PROCEEDS</u>	<u>GAIN</u> <u>OR (LOSS)</u>
<u>SALES:</u>		
<u>DEBT SECURITIES--</u>		
Corporate Bonds	\$495,960.00	(\$4,040.00)
<u>EQUITY SECURITIES--</u>		
Common Stocks	6,347,152.56	1,503,395.35
Total Sales	<hr/>	<hr/>
	6,843,112.56	1,499,355.35
<u>CAPITAL RETURNS:</u>		
Private Placements--	116,454.35	3,567.01
	<hr/>	<hr/>
<u>MATURITIES AND PREPAYMENTS:</u>		
U.S. Govt. Obligations (Gtd.)	105,677.74	196.21
U.S. Govt. Agencies (Non-Gtd.)	316,009.70	1,234.61
Corporate Bonds	634,964.17	0.00
Total Maturities and Prepayments	<hr/>	<hr/>
	1,056,651.61	1,430.82
Total Long Term Dispositions	<hr/>	<hr/>
	8,016,218.52	1,504,353.18
<u>SHORT TERM INVESTMENTS (Net):</u>		
<u>Short Term Investment Fund--</u>		
Goldman-Sachs	9,901,644.02	0.00
Commercial Paper	5,000,000.00	0.00
Total Short Term Dispositions	<hr/>	<hr/>
	14,901,644.02	0.00
<u>TOTAL DISPOSITIONS</u>	<u>\$22,917,862.54</u>	<u>\$1,504,353.18</u>
	<hr/>	<hr/>

(1) Yield on Common Stocks is based on cost price and dividend rate as of 08/31/90.

(2) Current Yield is not calculated on Private Placements due to the absence of scheduled interest and dividend payments.

COMMON TRUST FUND
Comparison Summary of Assets

Security	August 31, 1989				August 31, 1990			
	Book Value	Book Yield	Market Value	Market Yield	Book Value	Book Yield	Market Value	Market Yield
LONG TERM SECURITIES:								
DEBT SECURITIES --								
U. S. GOVT. OBLIGATIONS:								
Direct - Treasuries	\$38,189,406.37	10.91%	\$42,906,477.00	8.43%	\$51,552,310.35	10.13%	\$54,807,944.00	8.69%
Gtd. - Various Bonds	7,752,944.42	10.04%	7,900,228.29	9.80%	11,446,335.03	9.83%	11,455,446.29	9.81%
Total U. S. Govts	45,942,350.79	10.76%	50,806,705.29	8.64%	62,998,645.38	10.08%	66,263,390.29	8.88%
U. S. GOVT. AGENCIES:								
Non-Guaranteed	73,121,245.92	9.75%	73,253,966.88	9.70%	77,236,422.83	9.73%	77,002,893.07	9.75%
CORPORATE BONDS	175,046,776.55	10.62%	179,229,072.81	9.97%	201,290,435.68	10.37%	200,647,547.16	10.45%
TOTAL DEBT SECURITIES	294,110,373.26	10.43%	303,289,744.98	9.68%	341,525,503.89	10.17%	343,913,830.52	9.99%
PREFERRED STOCKS	1,151,900.00	13.57%	1,590,000.00	9.83%	1,170,225.23	13.35%	1,562,800.00	10.00%
TOTAL FIXED INCOME SECURITIES	295,262,273.26	10.44%	304,879,744.98	9.68%	342,695,729.12	10.18%	345,476,630.52	9.99%
EQUITY SECURITIES								
Convertible Debentures	150,000.00	6.75%	180,000.00	5.63%	150,000.00	6.75%	153,375.00	9.64%
Convertible Preferred Stocks	82,987.90	0.00%	338,350.00	0.00%	20,636.93	0.00%	59,337.50	0.00%
Common Stocks	150,630,239.07	3.33%	197,438,659.08	2.54%	157,609,061.47	3.59%	166,184,149.05	3.40%
TOTAL EQUITY SECURITIES	150,863,226.97	3.33%	197,957,009.08	2.54%	157,779,698.40	3.59%	166,396,861.55	3.40%
PRIVATE PLACEMENTS	40,600,943.60	0.00%	40,600,943.60	0.00%	44,971,833.26	0.00%	44,971,833.26	0.00%
REAL ESTATE	0.00	0.00%	0.00	0.00%	2,675,000.00	0.00%	2,675,000.00	0.00%
TOTAL LONG TERM	486,726,443.83	7.36%	543,437,697.66	6.36%	548,122,260.78	7.40%	559,520,325.33	7.18%
CASH & EQUIVALENT:								
Goldman Sachs	55,170,231.28	8.65%	55,170,231.28	8.65%	73,581,165.00	7.95%	73,581,165.00	7.95%
Commercial Paper	0.00	0.00%	0.00	0.00%	5,000,000.00	8.01%	5,000,000.00	8.01%
U. S. Governments (Direct)	9,426,898.90	11.12%	9,608,228.37	8.54%	2,994,561.48	11.74%	3,018,120.00	8.46%
Corporate Bonds	2,251,845.20	13.11%	1,694,564.00	7.63%	4,157,384.37	12.68%	4,218,267.94	11.81%
Cash	(2,624.39)	0.00%	(2,624.39)	0.00%	2.03	0.00%	2.03	0.00%
TOTAL SHORT TERM	66,846,350.99	9.15%	66,470,399.26	8.61%	85,733,112.88	8.32%	85,817,554.97	8.16%
TOTAL SECURITIES, CASH & EQUIVALENT	\$553,572,794.82	7.58%	\$609,908,096.92	6.60%	\$633,855,373.66	7.52%	\$645,337,880.30	7.31%
			\$2.8583003				\$2.7066949	

COMMON TRUST FUND
SUMMARY OF INCOME FROM INVESTMENTS
(August 1 - 31, 1990)

	CASH	ACCRUED	TOTAL
FROM FIXED INCOME SECURITIES --			
U. S. Treasuries	\$709,453.14	(\$240,752.73)	\$468,700.41
U. S. Govt. Obligations (Gtd.)	39,505.45	22,917.35	62,422.80
U. S. Govt. Agencies (Non-Gtd.)	619,255.69	14,845.21	634,100.90
Corporate Bonds	2,016,827.59	(243,503.58)	1,773,324.01
Preferred Stock	26,250.00	0.00	26,250.00
Total from Fixed Income Securities	3,411,291.87	(446,493.75)	2,964,798.12
FROM EQUITY SECURITIES --			
Convertible Debentures	0.00	843.75	843.75
Common Stocks	477,338.53	0.00	477,338.53
Total From Equity Securities	477,338.53	843.75	478,182.28
FROM PRIVATE PLACEMENTS			
Total From Long Term Investments	77,295.00	0.00	77,295.00
FROM SHORT TERM INVESTMENTS --			
U. S. Govt. Agencies (Non-Gtd.) -			
Short Term Notes	0.00	0.00	0.00
Treasury Bills	0.00	0.00	0.00
Commercial Paper	72,096.48	(24,389.90)	47,706.58
Short Term Investment Fund -			
Goldman-Sachs	565,090.73	(23,806.85)	541,283.88
Fail Float	0.00	0.00	0.00
Securities Lending	5,794.81	0.00	5,794.81
Certificates of Deposit	0.00	0.00	0.00
Total From Short Term Investments	642,982.02	(48,196.75)	594,785.27
TOTAL INCOME FROM INVESTMENTS TO COMMON TRUST FUND	\$4,608,907.42	(\$493,846.75)	\$4,115,060.67

INTEREST ACCRUED

	As of 08/31/90	As of 07/31/90	NET
U. S. Treasuries	\$1,208,375.34	\$1,449,128.07	(\$240,752.73)
U. S. Govt. Obligations (Gtd.)	78,935.11	56,017.76	22,917.35
U. S. Govt. Agencies (Non-Gtd.)	590,645.57	575,800.36	14,845.21
Corporate Bonds	5,522,675.39	5,766,178.97	(243,503.58)
Convertible Debentures	4,781.25	3,937.50	843.75
Short Term Investment Fund -			
Goldman-Sachs	541,283.88	565,090.73	(23,806.85)
Commercial Paper	0.00	24,389.90	(24,389.90)
	\$7,946,696.54	\$8,440,543.29	(\$493,846.75)

COMMON TRUST FUND

STATEMENT OF CASH RECEIPTS AND DISBURSEMENTS
(August 1 - 31, 1990)CASH RECEIPTS

RECEIPTS INCREASING THE FUND:

Net Additions (Withdrawals) to the GTF	\$0.00	
Gain or (Loss) on Securities	1,174,558.38	
Total		\$1,174,558.38

RECEIPTS FROM SALES OF SECURITIES:

Corporate Bonds	500,000.00	
Private Placements	75,437.37	
Common Stocks	4,843,756.21	
Total		5,419,193.58

RECEIPTS FROM MATURING SECURITIES AND AMORTIZATION:

U.S. Govt. Obligations (Gtd.)	105,481.53	
U.S. Govt. Agencies (Non-Gtd.)	314,775.09	
Corporate Bonds	634,964.17	
Net Amortization on Bonds (Discount in Excess of Premium)	(16,380.68)	
Net Amortization on Private Placement	38,950.93	
Prior month correction to return of capital and gain on Private Placement - Floyd Oil Company	37,449.97	
Short Term Investment Fund - Goldman Sachs (Net)	9,901,644.02	
Commercial Paper	5,000,000.00	
Write-off due to return of capital distribution received for Timber Realization	168,720.00	
Write-off of Buell Contingent Rights	1.00	
Writedown of MGROUP 11-1/2% Notes, due 12/15/89	329,794.80	
Total		16,515,400.83
Total Cash Receipts		<u>23,109,152.79</u>

CASH ON HAND:

August 31, 1990	2.03	
July 31, 1990	(1,615.55)	
Increase in Cash Balance (Subtract)		(1,617.58)

Total Cash Accounted for		<u>\$23,107,535.21</u>
--------------------------	--	------------------------

CASH DISBURSEMENTS

ASSETS PURCHASED:

U.S. Treasuries (\$3,000,000.00 par)	\$2,996,529.50
U.S. Govt. Obligations (Gtd.) (\$3,435,258.00 par)	3,414,861.16
Corporate Bonds (\$3,000,000.00 par)	2,785,915.00
Common Stock (373,090 shares)	12,242,596.74
Private Placements	1,661,711.81
Prior month correction to Private Placement - Cheyenne Partners	5,921.00

Total Cash Disbursements	<u>\$23,107,535.21</u>
--------------------------	------------------------

COMMON TRUST FUND

SUMMARY
BOOK VALUE OF THE COMMON TRUST FUND

July 31, 1990 Balance		\$632,680,815.28
Additions:		
Net Additions (Withdrawals) to the CTF		
Cash	\$0.00	
Realized Net Gain or (Loss)		
on Security Transactions	1,174,558.38	1,174,558.38
August 31, 1990 Balance		<u>\$633,855,373.66</u>

NUMBER OF UNITS*

July 31, 1990 Balance		238,422,837
Net Donations (08/01/90)	\$0.00	
Market Value per Unit (05/31/90)	\$2.7066949	
Net Units Withdrawn (08/01/90)		0
Accounting Adjustments		0
August 31, 1990 Balance		<u>238,422,837</u>

DISTRIBUTIONS TO UNIT HOLDERS*
(August 1 - 31, 1990)

Distribution from Current Income	\$9,834,943.76
Distribution from Income Reserve	0.00
Total Distribution	<u>\$9,834,943.76</u>

* Units are added to the CTF quarterly on 3/1, 6/1, 9/1, and 12/1.
Distribution is paid quarterly on 2/28, 5/31, 8/31 and 11/30.

COMMON TRUST FUND
SCHEDULE OF SECURITIES PURCHASED
(August 1 - 31, 1990)

SECURITY	PAR VALUE OR NO. SHARES (3)	TOTAL PRINCIPAL COST	YIELD AT COST
<u>LONG TERM SECURITIES:</u>			
<u>DEBT SECURITIES:</u>			
<u>U.S. TREASURIES</u>			
8-1/4%, 11/15/94	\$1,000,000.00	\$995,937.50	8.36%
8-1/2%, 5/15/95	1,000,000.00	1,001,250.00	8.46%
8-3/4%, 8/15/00	1,000,000.00	999,342.00	8.76%
	<hr/>	<hr/>	<hr/>
TOTAL U.S. TREASURIES	3,000,000.00	2,996,529.50	8.53%
	<hr/>	<hr/>	<hr/>
<u>U.S. GOVT. OBLIGATIONS (GTD.)</u>			
GNMA 9-1/2% Pass Thru 290652 8/15/20	3,435,258.00	3,414,861.16	9.56%
	<hr/>	<hr/>	<hr/>
<u>CORPORATE BONDS</u>			
Dayton Power & Light 8-1/8% 1st Mtge, 8/1/01	1,500,000.00	1,349,340.00	9.63%
Enron 9-1/2% Credit Sen Notes, 6/15/01	500,000.00	487,735.00	9.87%
Hawaiian Telephone (GTE) 8% 1st Mtge Series U, 8/1/97	500,000.00	449,415.00	9.50%
Sears Roebuck 9-1/4% Notes, 8/1/97	500,000.00	499,425.00	9.27%
	<hr/>	<hr/>	<hr/>
TOTAL CORPORATE BONDS	3,000,000.00	2,785,915.00	9.59%
	<hr/>	<hr/>	<hr/>
TOTAL DEBT SECURITIES	<u>\$9,435,258.00</u>	<u>9,197,305.66</u>	<u>9.23%</u>
	<hr/>	<hr/>	<hr/>
<u>PRIVATE PLACEMENTS:</u>			
Cheyenne Partners		76,156.97	
Cheyenne Partners - Prior month correction		5,921.00	
Cheyenne II		75,000.00	
Cheyenne III		21,496.07	
Electra Private Equity		276,675.00	
GN Partners		25,000.00	
Saratoga Partners II		1,000,000.00	
WPV Partners		187,383.77	
		<hr/>	
TOTAL CAPITAL CONTRIBUTIONS		1,667,632.81	N/A (2)
		<hr/>	
<u>EQUITY SECURITIES:</u>			
<u>COMMON STOCKS (1)</u>			
Acme Steel Del	35,000	550,225.00	0.00%
American Electric Power	1,500	41,962.50	8.58%
American Information Technologies	300	16,570.80	5.72%
Amoco	1,000	57,850.00	3.53%
Anadarko Petroleum	500	18,175.00	0.83%
Archer-Daniels-Midland	8,700	216,405.70	0.40%

COMMON TRUST FUND
 SCHEDULE OF SECURITIES PURCHASED (Continued)
 (August 1 - 31, 1990)

SECURITY	NO. SHARES (3)	TOTAL PRINCIPAL COST	YIELD AT COST
<u>LONG TERM SECURITIES (Continued):</u>			
<u>COMMON STOCKS (Continued)</u>			
Baker (J)	6,500	\$62,355.00	0.63%
BellSouth	400	20,128.00	5.33%
Berkley (W.R.)	2,900	125,088.60	1.02%
Boeing	600	34,167.00	1.76%
Borden	5,100	179,386.70	3.02%
Browning-Ferris Industries	3,000	115,135.00	1.67%
Campbell Soup	4,100	216,023.70	1.90%
CBS	100	16,607.00	2.65%
Coca-Cola	10,300	423,871.00	1.94%
Collins Foods Int'l	8,000	136,792.00	1.17%
Conagra	600	18,937.20	1.90%
Contal	3,500	107,147.00	3.59%
C P C International	3,000	235,626.10	2.55%
Deere	3,300	205,581.00	3.21%
Dominion Resources	700	30,561.50	7.61%
Duke Power	300	16,483.50	5.97%
Du Pont (E.I.) De Nemours	2,200	79,779.00	4.41%
Eastman Kodak	600	22,579.50	5.31%
Exxon	5,600	284,516.60	4.72%
Gannett	1,310	41,882.11	3.75%
General Mills	2,900	257,422.00	2.89%
General Motors	500	18,785.00	7.99%
GTE	2,000	57,141.00	5.53%
Homeowners Group	5,000	34,375.00	2.91%
Heinz (H.J.)	8,800	304,665.00	2.43%
Hershey Foods	2,100	73,021.20	2.59%
Intel	1,500	58,750.00	0.00%
Johnson & Johnson	8,300	596,539.40	1.89%
JSB Financial	30,000	382,687.50	0.00%
Kmart	11,075	295,371.29	6.45%
Kellogg	500	30,222.50	3.18%
Lilly (Eli)	8,000	653,004.60	2.08%
Louisiana Land & Exploration	900	39,327.15	2.29%
McDermott International	3,200	95,540.00	3.35%
Merck	7,500	655,331.50	2.56%
Mobil	3,400	226,505.00	4.35%
Montana Power	4,000	76,506.50	7.42%
Mosinee Paper	12,100	223,062.50	1.74%
Multimedia	385	26,246.13	0.00%
Murphy Oil	500	21,175.00	2.36%
Pennzoil	1,200	97,909.00	3.68%
Philip Morris	19,500	931,882.50	3.60%
Public Service Enterprise Group	500	12,159.38	8.39%
Questar	1,300	43,821.30	5.81%
Ranger Oil Ltd.	12,100	88,451.00	0.00%
Rollins Truck Leasing	26,500	228,854.00	2.32%
Royal Dutch Petroleum	5,900	481,811.90	4.97%
Rubbermaid	3,200	118,357.24	1.40%
Sara Lee	6,000	168,014.50	5.14%
Scana	2,000	65,563.00	7.68%

COMMON TRUST FUND
SCHEDULE OF SECURITIES PURCHASED (Continued)
(August 1 - 31, 1990)

SECURITY	NO. SHARES (3)	TOTAL PRINCIPAL COST	YIELD AT COST
<u>LONG TERM SECURITIES (Continued):</u>			
<u>COMMON STOCKS (Continued)</u>			
SCEcorp Holding	1,000	\$35,082.50	7.52%
Schering-Plough	7,400	353,456.20	2.35%
Schlumberger Ltd.	3,200	209,962.30	1.83%
SEI	5,000	96,875.00	0.52%
Service International	5,000	95,300.00	2.94%
Southern	5,000	120,486.00	8.88%
Southwestern Bell	3,000	154,895.50	5.34%
Southwestern Energy	500	16,612.50	1.69%
Texaco	3,000	193,590.00	4.65%
Union Pacific	2,200	163,387.10	3.12%
United Telecommunications	1,000	25,297.00	3.95%
Unocal Exploration	4,100	65,166.50	0.00%
USLife	3,420	117,716.13	4.30%
Valley National	7,100	117,483.70	8.70%
Walgreen	1,800	82,981.50	1.30%
Warner-Lambert	800	48,756.00	2.49%
Waste Management	13,600	556,357.26	0.88%
Woolworth (F.W.)	6,000	152,852.95	4.08%
TOTAL COMMON STOCKS		12,242,596.74	2.84%
TOTAL SECURITIES PURCHASED		\$23,107,535.21	5.18%

- (1) Yield on Common Stocks is based on cost price and dividend rate as of 08/31/90.
- (2) Current Yield is not calculated on Private Placements due to the absence of scheduled interest and dividend payments.
- (3) Reflects shares actually purchased. Does not reflect shares received as a result of stock splits and dividends subsequent to date of purchase.

COMMON TRUST FUND
EQUITIES -- OTHER CHANGES
(August 1 - 31, 1990)

<u>STOCK SPLITS, DIVIDENDS AND DISTRIBUTIONS</u>	<u>SHS. RECEIVED</u>
Archer-Daniels-Midland, 5% stock dividend	960
Harleysville Group, 5% stock dividend	605
Lillian Vernon, 3-2 split	7,600

COMMON TRUST FUND
SCHEDULE OF SECURITIES SOLD, CALLED OR MATURED
(August 1 - 31, 1990)

<u>SECURITY</u>	<u>PAR VALUE OR NO. SHARES</u>	<u>BOOK VALUE OF HOLDINGS</u>	<u>NET SALES PROCEEDS</u>	<u>GAIN OR (LOSS) OVER BOOK VALUE</u>
<u>LONG TERM SECURITIES:</u>				
<u>DEBT SECURITIES:</u>				
<u>U. S. GOVT. OBLIGATIONS (Gtd.)</u>				
GNMA Pass Thrus and Project Loans, Various Pools	\$105,677.74	\$105,481.53	\$105,677.74	\$196.21
<u>U. S. GOVT. AGENCIES (Non-Gtd.)</u>				
Federal Home Loan Mortgages, Various Groups	316,009.70	314,775.09	316,009.70	1,234.61
<u>CORPORATE BONDS</u>				
Appletree (Safeway) 9% Purchase Lease, 5/1/96	3,964.17	3,964.17	3,964.17	0.00
Avco Financial 9-3/4% Sr Debs, 8/1/99	131,000.00	131,000.00	131,000.00	0.00
Penn Pwr & Lt 16-1/2% 1st Mtge, 8/1/90	500,000.00	500,000.00	500,000.00	0.00
Sears Roebuck 9% Notes, 9/15/96	500,000.00	500,000.00	495,960.00	(4,040.00)
Total Corporate Bonds	1,134,964.17	1,134,964.17	1,130,924.17	(4,040.00)
TOTAL DEBT SECURITIES	\$1,556,651.61	1,555,220.79	1,552,611.61	(2,609.18)
<u>PRIVATE PLACEMENTS</u>				
Cheyenne Partners	\$24,424.17	24,424.17	24,424.17	0.00
Cheyenne II	5,440.90	5,440.90	5,440.90	0.00
Cheyenne III	4,890.31	4,890.31	4,890.31	0.00
Electra Private Equity	40,681.99	40,681.99	81,698.97	41,016.98
Floyd Oil - Prior Month Correction	0.00	37,449.97	0.00	(37,449.97)
TOTAL CAPITAL RETURNS	\$75,437.37	112,887.34	116,454.35	3,567.01
<u>COMMON STOCKS</u>				
American Electric Power	400	11,978.00	11,921.60	(56.40)
American Information Technologies	200	12,655.80	12,235.59	(420.21)
Anadarko Petroleum	800	24,540.74	29,619.00	5,078.26
Ashland Oil	3,600	137,115.14	120,243.18	(16,871.96)
Baltimore Gas & Electric	300	9,602.37	8,753.70	(848.67)

COMMON TRUST FUND
SCHEDULE OF SECURITIES SOLD, CALLED OR MATURED (Continued)
(August 1 - 31, 1990)

SECURITY	NO. SHARES	BOOK VALUE OF HOLDINGS	NET SALES PROCEEDS	GAIN OR (LOSS) OVER BOOK VALUE
<u>LONG TERM SECURITIES (Continued):</u>				
<u>COMMON STOCKS (Continued)</u>				
Bell Atlantic	4,200	\$197,750.30	\$196,957.40	(\$792.90)
BellSouth	1,000	39,527.28	54,330.68	14,803.40
British Gas PLC	6,400	213,668.57	276,214.77	62,546.20
Buell - Prior Month Correction	0	1.00	0.00	(1.00)
Carolina Power & Light	800	34,691.20	35,442.81	751.61
Consolidated Natural Gas	2,000	73,961.97	94,629.83	20,667.86
Contel	500	15,306.71	14,137.02	(1,169.69)
Diversified Energies	1,600	55,531.99	55,262.54	(269.45)
Exxon	1,700	76,145.59	88,333.28	12,187.69
FPL Group	1,100	36,372.47	33,706.17	(2,666.30)
Genuine Parts	4,100	161,665.49	148,576.63	(13,088.86)
Hercules	400	22,960.10	13,371.55	(9,588.55)
Imperial Oil Limited - Class A	1,000	51,198.37	58,689.53	7,491.16
Louisiana Land & Exploration	900	39,327.15	43,765.53	4,438.38
McDermott International	1,000	30,641.76	29,488.50	(1,153.26)
Monsanto	500	26,448.95	25,473.14	(975.81)
Murphy Oil	1,000	40,217.03	45,273.48	5,056.45
Nicor	500	17,108.75	20,074.32	2,965.57
Northeast Utilities	5,100	106,645.17	99,279.67	(7,365.50)
Northern States Power	700	26,668.59	24,825.17	(1,843.42)
Novo/Nordisk A/S	10,000	259,765.00	544,581.81	284,816.81
Nynex	10,700	796,697.13	796,156.50	(540.63)
Pacificorp	2,400	51,936.00	48,130.39	(3,805.61)
Pennzoil	400	31,614.79	32,492.11	877.32
Petroleum Heli- copters Voting	10,000	81,015.63	300,762.50	219,746.87
Public Service Enter- prise Group	5,900	156,177.22	148,832.01	(7,345.21)
Royal Dutch Petroleum	300	22,550.83	24,119.19	1,568.36
Signet Banking	7,810	236,414.61	111,860.09	(124,554.52)
Southern	1,300	33,703.32	33,340.37	(362.95)
Sun	2,700	101,926.25	95,061.12	(6,865.13)
Superior Industries International	1,900	15,811.49	42,615.57	26,804.08
Texaco	31,000	994,306.18	2,012,232.81	1,017,926.63
Union Pacific	1,100	78,655.58	79,887.33	1,231.75
Unisys	9,700	141,191.50	108,267.67	(32,923.83)
Unocal	6,000	169,568.19	184,976.05	15,407.86
Volkswagon AG ADR	4,100	209,100.00	241,900.00	32,800.00
Wang Laboratories - Class B	300	1,593.00	1,331.95	(261.05)
TOTAL COMMON STOCKS		4,843,757.21	6,347,152.56	1,503,395.35
TOTAL LONG TERM SECURITIES		6,511,865.34	8,016,218.52	1,504,353.18

COMMON TRUST FUND
 SCHEDULE OF SECURITIES SOLD, CALLED OR MATURED (Continued)
 (August 1 - 31, 1990)

SECURITY	BOOK VALUE OF HOLDINGS	NET SALES PROCEEDS	GAIN OR (LOSS) OVER BOOK VALUE
SHORT TERM SECURITIES (Net):			
Short Term Investment Fund--			
Goldman Sachs	\$9,901,644.02	\$9,901,644.02	\$0.00
Commercial Paper	5,000,000.00	5,000,000.00	0.00
TOTAL SHORT TERM SECURITIES	14,901,644.02	14,901,644.02	0.00
TOTAL CASH SALES, CALLS, OR MATURITIES	\$21,413,509.36	\$22,917,862.54	\$1,504,353.18

COMMON TRUST FUND
SUMMARY OF SECURITIES TRANSACTIONS
(September 1 - 30, 1990)

REPORT ON SECURITIES TRANSACTIONS. -- The following securities transactions have been made for the Common Trust Fund in September, 1990. The Executive Vice Chancellor for Asset Management recommends approval by the Board of Regents of these transactions.

	<u>COST</u> <u>(BOOK VALUE)</u>	<u>YIELD</u> <u>AT COST</u>
<u>PURCHASES:</u>		
<u>DEBT SECURITIES--</u>		
U.S. Govt. Agencies (Non-Gtd.)	\$1,907,500.00	9.64%
Corporate Bonds	1,777,490.00	9.74%
Preferred Stock	118,776.00	0.00%
Total Debt Securities	<u>3,803,766.00</u>	<u>9.39%</u>
<u>EQUITY SECURITIES--</u>		
Convertible Debentures	392,183.00	0.00%
Common Stocks	6,808,144.90	2.76% (1)
Total Equity Securities	<u>7,200,327.90</u>	<u>2.61%</u>
<u>CAPITAL CONTRIBUTIONS:</u>		
Private Placements--	233,750.00	N/A (2)
TOTAL LONG TERM SECURITIES	<u>11,237,843.90</u>	<u>4.85%</u>
<u>SHORT TERM INVESTMENTS (Net):</u>		
Short Term Investment Fund--		
Goldman-Sachs	23,287,225.79	
TOTAL ACQUISITIONS	<u>\$34,525,069.69</u>	
	<u>PROCEEDS</u>	<u>GAIN</u> <u>OR (LOSS)</u>
<u>SALES:</u>		
<u>EQUITY SECURITIES--</u>		
Common Stocks	\$7,402,887.17	\$3,006,387.89
<u>CAPITAL RETURNS:</u>		
Private Placements--	105,432.52	0.00
<u>MATURITIES AND PREPAYMENTS:</u>		
U.S. Govt. Obligations (Gtd.)	49,218.00	117.78
U.S. Govt. Agencies (Non-Gtd.)	297,261.33	1,094.33
Corporate Bonds	2,587,000.00	9,303.89
Total Maturities and Prepayments	<u>2,933,479.33</u>	<u>10,516.00</u>
TOTAL DISPOSITIONS	<u>\$10,441,799.02</u>	<u>\$3,016,903.89</u>

(1) Yield on Common Stocks is based on cost price and dividend rate as of 09/30/90.

(2) Current Yield is not calculated on Private Placements due to the absence of scheduled interest and dividend payments.

COMMON TRUST FUND
Comparison Summary of Assets

Security	September 30, 1989				September 30, 1990			
	Book Value	Book Yield	Market Value	Market Yield	Book Value	Book Yield	Market Value	Market Yield
LONG TERM SECURITIES:								
DEBT SECURITIES --								
U. S. GOVT. OBLIGATIONS:								
Direct - Treasuries	\$38,189,406.37	10.91%	\$42,762,975.00	8.48%	\$51,553,629.60	10.13%	\$54,970,933.00	8.61%
Gtd. - Various Bonds	7,744,593.26	10.04%	7,863,202.03	9.84%	11,397,234.81	9.83%	11,396,384.46	9.82%
Total U. S. Govts	45,933,999.63	10.76%	50,626,177.03	8.69%	62,950,864.41	10.08%	66,367,317.46	8.82%
U. S. GOVT. AGENCIES:								
Non-Guaranteed	72,790,110.09	9.75%	72,721,603.55	9.73%	78,849,371.69	9.73%	78,629,849.58	9.74%
CORPORATE BONDS	176,549,205.15	10.59%	180,234,998.63	9.99%	200,503,278.00	10.34%	198,794,323.19	10.51%
TOTAL DEBT SECURITIES	295,273,314.87	10.41%	303,582,779.21	9.71%	342,303,514.10	10.15%	343,791,490.23	10.01%
PREFERRED STOCKS	1,170,225.23	13.35%	1,609,850.00	9.71%	1,289,001.23	12.12%	1,689,375.00	9.25%
TOTAL FIXED INCOME SECURITIES	296,443,540.10	10.42%	305,192,629.21	9.71%	343,592,515.33	10.16%	345,480,865.23	10.00%
EQUITY SECURITIES								
Convertible Debentures	150,000.00	6.75%	180,000.00	5.63%	542,183.00	16.99%	478,825.00	19.24%
Convertible Preferred Stocks	82,987.90	0.00%	372,437.50	0.00%	20,636.93	0.00%	39,768.75	0.00%
Common Stocks	152,320,575.31	3.27%	197,323,054.94	2.52%	160,020,707.09	3.57%	156,526,259.54	3.65%
TOTAL EQUITY SECURITIES	152,553,563.21	3.27%	197,875,492.44	2.52%	160,583,527.02	3.61%	157,044,853.29	3.70%
PRIVATE PLACEMENTS	42,333,443.60	0.00%	42,333,443.60	0.00%	45,100,150.74	0.00%	45,100,150.74	0.00%
REAL ESTATE	0.00	0.00%	0.00	0.00%	2,675,000.00	0.00%	2,675,000.00	0.00%
TOTAL LONG TERM	491,330,546.91	7.30%	545,401,565.25	6.35%	551,951,193.09	7.38%	550,300,869.26	7.34%
CASH & EQUIVALENT:								
Goldman Sachs	70,167,700.76	8.56%	70,167,700.76	8.56%	96,868,390.79	7.94%	96,868,390.79	7.94%
Commercial Paper	0.00	0.00%	0.00	0.00%	5,000,000.00	8.15%	5,000,000.00	8.15%
U. S. Governments (Direct)	9,426,898.90	11.12%	9,582,438.91	8.68%	2,994,561.48	11.74%	3,011,240.00	8.41%
Corporate Bonds	1,758,702.50	13.29%	1,296,033.00	6.38%	4,158,625.96	12.68%	4,215,623.74	12.65%
Cash	10,370.51	0.00%	10,370.51	0.00%	2.27	0.00%	2.27	0.00%
TOTAL SHORT TERM	81,363,672.67	8.96%	81,056,543.18	8.54%	109,021,580.50	8.23%	109,095,256.80	8.14%
TOTAL SECURITIES, CASH & EQUIVALENT	\$572,694,219.58	7.54%	\$626,458,108.43	6.63%	\$660,972,773.59	7.52%	\$659,396,126.06	7.47%
			\$2.9358610				\$2.6661089	

COMMON TRUST FUND
SUMMARY OF INCOME FROM INVESTMENTS
(September 1 - 30, 1990)

	CASH	ACCRUED	TOTAL
FROM FIXED INCOME SECURITIES --			
U. S. Treasuries	\$1,319.25	\$450,739.72	\$452,058.97
U. S. Govt. Obligations (Gtd.)	83,903.45	8,785.78	92,689.23
U. S. Govt. Agencies (Non-Gtd.)	608,060.14	(2,851.61)	605,208.53
Corporate Bonds	2,221,184.49	(475,380.84)	1,745,803.65
Preferred Stock	611.22	0.00	611.22
Total from Fixed Income Securities	2,915,078.55	(18,706.95)	2,896,371.60
FROM EQUITY SECURITIES --			
Convertible Debentures	(31,126.01)	15,823.69	(15,302.32)
Common Stocks	586,045.57	0.00	586,045.57
Total From Equity Securities	554,919.56	15,823.69	570,743.25
FROM PRIVATE PLACEMENTS			
Total From Long Term Investments	14,258.35	0.00	14,258.35
Total From Long Term Investments	3,484,256.46	(2,883.26)	3,481,373.20
FROM SHORT TERM INVESTMENTS --			
U. S. Govt. Agencies (Non-Gtd.) -			
Short Term Notes	0.00	0.00	0.00
Treasury Bills	0.00	0.00	0.00
Commercial Paper	23,381.32	7,889.75	31,271.07
Short Term Investment Fund -			
Goldman-Sachs	536,134.33	91,687.30	627,821.63
Fail Float	0.00	0.00	0.00
Securities Lending	0.00	0.00	0.00
Certificates of Deposit	0.00	0.00	0.00
Total From Short Term Investments	559,515.65	99,577.05	659,092.70
TOTAL INCOME FROM INVESTMENTS TO COMMON TRUST FUND	\$4,043,772.11	\$96,693.79	\$4,140,465.90

INTEREST ACCRUED

	As of 09/30/90	As of 08/31/90	NET
U. S. Treasuries	\$1,659,115.06	\$1,208,375.34	\$450,739.72
U. S. Govt. Obligations (Gtd.)	87,720.89	78,935.11	8,785.78
U. S. Govt. Agencies (Non-Gtd.)	587,793.96	590,645.57	(2,851.61)
Corporate Bonds	5,047,294.55	5,522,675.39	(475,380.84)
Convertible Debentures	20,604.94	4,781.25	15,823.69
Short Term Investment Fund -			
Goldman-Sachs	632,971.18	541,283.88	91,687.30
Commercial Paper	7,889.75	0.00	7,889.75
	\$8,043,390.33	\$7,946,696.54	\$96,693.79

COMMON TRUST FUND

STATEMENT OF CASH RECEIPTS AND DISBURSEMENTS
(September 1 - 30, 1990)CASH RECEIPTS

RECEIPTS INCREASING THE FUND:

Net Additions (Withdrawals) to the CTF	\$24,100,496.04	
Gain or (Loss) on Sales of Securities	3,016,903.89	

Total		\$27,117,399.93
-------	--	-----------------

RECEIPTS FROM SALES OF SECURITIES:

Private Placements	105,432.52	
Common Stocks	4,396,499.28	

Total		4,501,931.80
-------	--	--------------

RECEIPTS FROM MATURING SECURITIES AND AMORTIZATION:

U.S. Govt. Obligations (Gtd.)	49,100.22	
U.S. Govt. Agencies (Non-Gtd.)	296,167.00	
Corporate Bonds	2,577,696.11	
Net Amortization on Bonds (Discount in Excess of Premium)	(17,225.13)	

Total		2,905,738.20
-------	--	--------------

Total Cash Receipts		34,525,069.93
---------------------	--	---------------

CASH ON HAND:

September 30, 1990	2.27	
August 31, 1990	2.03	

Increase in Cash Balance (Subtract)		(0.24)
-------------------------------------	--	--------

Total Cash Accounted for		<u>\$34,525,069.69</u>
--------------------------	--	------------------------

CASH DISBURSEMENTS

ASSETS PURCHASED:

U.S. Govt. Agencies (Non-Gtd.) (\$2,000,000.00 par)	\$1,907,500.00
Corporate Bonds (\$2,000,000.00 par)	1,777,490.00
Preferred Stock (29,400 shares)	118,776.00
Convertible Debentures (\$1,111,000.00 par)	392,183.00
Common Stock (652,619 shares)	6,808,144.90
Private Placements	233,750.00
Short Term Investment Fund - Goldman Sachs (Net)	23,287,225.79

Total Cash Disbursements	<u>\$34,525,069.69</u>
--------------------------	------------------------

COMMON TRUST FUND

SUMMARY
BOOK VALUE OF THE COMMON TRUST FUND

August 31, 1990 Balance		\$633,855,373.66
Additions:		
Net Additions (Withdrawals) to the CTF		
Cash	\$24,100,496.04	
Realized Net Gain or (Loss)		
on Security Transactions	3,016,903.89	27,117,399.93
September 30, 1990 Balance		<u>\$660,972,773.59</u>

NUMBER OF UNITS*

August 31, 1990 Balance		238,422,837
Net Donations (09/01/90)	\$24,100,496.04	
Market Value per Unit (08/31/90)	\$2.7066949	
Net Units Added (09/01/90)		8,903,727
Accounting Adjustments		0
September 30, 1990 Balance		<u>247,326,564</u>

DISTRIBUTIONS TO UNIT HOLDERS*
(September 1 - 30, 1990)

Distribution from Current Income	\$0.00
Distribution from Income Reserve	0.00
Total Distribution	<u>\$0.00</u>

* Units are added to the CTF quarterly on 3/1, 6/1, 9/1, and 12/1.
Distribution is paid quarterly on 2/28, 5/31, 8/31 and 11/30.

COMMON TRUST FUND
SCHEDULE OF SECURITIES PURCHASED
(September 1 - 30, 1990)

SECURITY	PAR VALUE OR NO. SHARES (3)	TOTAL PRINCIPAL COST	YIELD AT COST
<u>LONG TERM SECURITIES:</u>			
<u>DEBT SECURITIES:</u>			
<u>U.S. GOVT. AGENCIES (NON-GTD.)</u>			
FNMA 9% Ser 90 COM 104-G, 5/25/03	\$2,000,000.00	\$1,907,500.00	9.64%
<u>CORPORATE BONDS</u>			
Applachian Power 8-1/4% 1st Mtge, 7/1/03	1,000,000.00	885,670.00	9.70%
Detroit Edison 8-1/4% Genl & Ref Mtg, 6/15/01	1,000,000.00	891,820.00	9.77%
TOTAL CORPORATE BONDS	\$2,000,000.00	1,777,490.00	9.74%
<u>PREFERRED STOCK</u>			
Intermark, \$.11	29,400	118,776.00	0.00%
TOTAL DEBT SECURITIES		3,803,766.00	9.39%
<u>PRIVATE PLACEMENTS:</u>			
ADGOR Partners	\$233,750.00	233,750.00	N/A (2)
<u>EQUITY SECURITIES:</u>			
<u>CONVERTIBLE DEBENTURES</u>			
Intermark, 7-3/8%, 4/15/07	\$1,111,000.00	392,183.00	0.00%
<u>COMMON STOCKS (1)</u>			
American Cyanamid	3,000	150,962.22	2.68%
American Electric Power	1,000	26,338.00	9.11%
American Tel & Tel	1,000	31,350.00	4.21%
Avantek	5,000	12,900.00	0.00%
BellSouth	500	25,279.00	5.30%
Chevron	1,000	76,113.19	4.07%
Chicago Dock & Canal Trust	79,600	960,772.00	2.32%
Coca-Cola	400	16,228.00	1.97%
Collins Foods Int'l	2,500	44,368.75	1.13%
Cooper Tire & Rubber	21,500	305,026.50	1.69%
DCNY	27,000	247,810.00	4.36%
Eastchester Financial	20,000	194,250.00	0.00%
Homeowners Group	38,000	256,250.00	2.97%
Imperial Oil Limited - Class A	300	16,530.00	3.27%
Intel	900	28,725.00	0.00%
Intermark	35,900	109,136.00	0.00%
JSB Financial	6,700	85,257.50	0.79%
Lotus Development	23,700	421,740.00	0.00%
Louisiana Land & Exploration	500	23,300.00	2.15%
McDermott International	500	15,362.50	3.25%
Merck	200	15,214.00	2.94%
Montana Power	1,000	18,850.00	7.53%
Multimedia	3,125	195,341.13	0.00%
Occidental Petroleum	2,000	43,522.00	11.49%

COMMON TRUST FUND
 SCHEDULE OF SECURITIES PURCHASED (Continued)
 (September 1 - 30, 1990)

SECURITY	NO. SHARES (3)	TOTAL PRINCIPAL COST	YIELD AT COST
LONG TERM SECURITIES (Continued):			
COMMON STOCKS (Continued)			
Pennzoil	300	\$23,805.00	3.78%
PHH	8,800	214,143.32	4.93%
Philips NV - NY Shares	14,304	199,898.40	6.30%
Price	9,900	316,552.50	0.00%
Questar	500	17,118.00	5.72%
Russ Togs	194,300	1,252,263.50	3.10%
Schlumberger, Ltd.	700	45,207.50	1.86%
Southern	2,000	47,029.00	9.10%
Southwestern Bell	1,500	71,845.50	5.76%
UGI	2,600	39,585.00	7.75%
Union Pacific	900	63,242.00	3.30%
United Telecommunications	500	12,737.50	3.93%
Unocal Exploration	500	7,300.00	0.00%
USLife	3,100	101,652.10	4.51%
U.S. Trust	2,500	78,750.00	5.08%
Webb Del	128,000	823,680.00	3.11%
Woolworth (F.W.)	6,890	172,709.79	4.15%
TOTAL COMMON STOCKS		6,808,144.90	2.76%
TOTAL LONG TERM SECURITIES		11,237,843.90	4.85%
SHORT TERM SECURITIES (Net):			
Short Term Investment Fund			
Goldman-Sachs		23,287,225.79	
TOTAL SECURITIES PURCHASED		\$34,525,069.69	

- (1) Yield on Common Stocks is based on cost price and dividend rate as of 09/30/90.
- (2) Current Yield is not calculated on Private Placements due to the absence of scheduled interest and dividend payments.
- (3) Reflects shares actually purchased. Does not reflect shares received as a result of stock splits and dividends subsequent to date of purchase.

COMMON TRUST FUND
EQUITIES -- OTHER CHANGES
(September 1 - 30, 1990)

<u>STOCK SPLITS, DIVIDENDS AND DISTRIBUTIONS</u>	<u>SHS. RECEIVED</u>
Pepsico, 3-1 split	27,600

COMMON TRUST FUND
SCHEDULE OF SECURITIES SOLD, CALLED OR MATURED
(September 1 - 30, 1990)

SECURITY	PAR VALUE OR NO. SHARES	BOOK VALUE OF HOLDINGS	NET SALES PROCEEDS	GAIN OR (LOSS) OVER BOOK VALUE
<u>LONG TERM SECURITIES:</u>				
<u>DEBT SECURITIES:</u>				
<u>U.S. GOVT. OBLIGATIONS (Gtd.)</u>				
GNMA Pass Thrus and Project Loans, Various Pools	\$49,218.00	\$49,100.22	\$49,218.00	\$117.78
<u>U.S. GOVT. AGENCIES (Non-Gtd.)</u>				
Federal Home Loan Mortgages, Various Groups	297,261.33	296,167.00	297,261.33	1,094.33
<u>CORPORATE BONDS</u>				
Commonwealth Ed 10% SF Debs, 4/1/99	27,000.00	27,000.00	27,000.00	0.00
Entex 11-3/8% SF Debs, 9/1/98	60,000.00	55,379.37	60,000.00	4,620.63
Jewel 11-1/2% Notes, 12/1/92	500,000.00	495,316.74	500,000.00	4,683.26
United Energy Res 13% Debs, 9/15/93	2,000,000.00	2,000,000.00	2,000,000.00	0.00
Total Corporate Bonds	2,587,000.00	2,577,696.11	2,587,000.00	9,303.89
TOTAL DEBT SECURITIES	\$2,933,479.33	2,922,963.33	2,933,479.33	10,516.00
<u>PRIVATE PLACEMENTS:</u>				
Carotex Trust II	\$51,232.00	51,232.00	51,232.00	0.00
Cheyenne Partners	20,033.42	20,033.42	20,033.42	0.00
Cheyenne II	30,612.79	30,612.79	30,612.79	0.00
Cheyenne III Bridge Loan-Chevron's Un- promoted Interest	1,404.70	1,404.70	1,404.70	0.00
Cheyenne III	1,382.89	1,382.89	1,382.89	0.00
Goldston - Jeter	509.92	509.92	509.92	0.00
Goldston - Jeter RI	256.80	256.80	256.80	0.00
TOTAL CAPITAL RETURNS	\$105,432.52	105,432.52	105,432.52	0.00
<u>EQUITY SECURITIES:</u>				
<u>COMMON STOCKS</u>				
American Home Products	3,500	173,583.08	166,999.42	(6,583.66)
American Information Technologies	2,100	118,349.63	122,293.64	3,944.01
American Inter- national Group	600	45,770.48	40,456.65	(5,313.83)
Amoco	200	8,521.88	11,654.61	3,132.73
Anadarko Petroleum	900	28,001.16	34,517.04	6,515.88
Avnet	500	14,472.50	12,152.09	(2,320.41)

COMMON TRUST FUND
 SCHEDULE OF SECURITIES SOLD, CALLED OR MATURED (Continued)
 (September 1 - 30, 1990)

SECURITY	NO. SHARES	BOOK VALUE OF HOLDINGS	NET SALES PROCEEDS	GAIN OR (LOSS) OVER BOOK VALUE
<u>LONG TERM SECURITIES (Continued):</u>				
<u>COMMON STOCKS (Continued)</u>				
Bell Atlantic	1,800	\$84,750.13	\$80,183.81	(\$4,566.32)
BellSouth	800	42,939.37	41,192.62	(1,746.75)
Consolidated Natural Gas	3,500	129,433.44	173,897.90	44,464.46
Eastern Utility Association	100	3,435.90	2,842.90	(593.00)
Hercules	700	40,180.18	20,433.61	(19,746.57)
Interpublic Group	10,700	175,237.47	342,763.93	167,526.46
Kerr-McGee	1,000	48,344.60	49,283.60	939.00
Louisiana Land & Exploration	500	23,300.00	24,324.18	1,024.18
McDermott International	500	15,129.43	15,949.46	820.03
Molokai Ranch Ltd.	35,000	1,988,089.56	4,499,075.00	2,510,985.44
Nicor	500	17,108.75	22,011.76	4,903.01
Nynex	500	31,627.04	35,627.31	4,000.27
Pacific Telesis Group	5,300	233,347.52	217,346.73	(16,000.79)
Pacificorp	400	8,656.00	7,971.73	(684.27)
Rose's Stores - Class B	22,580	180,269.55	123,025.10	(57,244.45)
Sara Lee	700	19,601.69	18,850.37	(751.32)
Schlumberger Ltd.	1,300	64,362.01	84,460.92	20,098.91
Texas Instruments	5,500	223,974.78	160,019.24	(63,955.54)
Union Pacific	1,000	71,461.05	72,405.97	944.92
Unocal	500	13,970.73	16,793.18	2,822.45
US West	900	32,196.73	32,110.92	(85.81)
Volkswagon AG ADR	2,200	112,200.00	134,475.00	22,275.00
Wang Laboratories - Class B	700	3,717.00	2,414.91	(1,302.09)
National Australia Bank Sponsored ADR	31,719	444,467.62	837,353.57	392,885.95
TOTAL COMMON STOCKS		4,396,499.28	7,402,887.17	3,006,387.89
TOTAL CASH SALES, CALLS, OR MATURITIES		\$7,424,895.13	\$10,441,799.02	\$3,016,903.89

III. MEDICAL LIABILITY SELF-INSURANCE FUND

MEDICAL LIABILITY SELF-INSURANCE FUND
SUMMARY OF SECURITIES TRANSACTIONS
(August 1 - 31, 1990)

REPORT ON SECURITIES TRANSACTIONS. -- The following securities transactions have been made for the Medical Liability Self-Insurance Fund in August, 1990. The Executive Vice Chancellor for Asset Management recommends approval by the Board of Regents of these transactions.

<u>PURCHASES:</u>	<u>COST</u> <u>(BOOK VALUE)</u>	<u>YIELD</u> <u>AT COST</u>
DEBT SECURITIES--		
U. S. Treasuries	\$1,994,185.75	8.58%
Corporate Bonds	499,425.00	9.27%
TOTAL DEBT SECURITIES	<u>2,493,610.75</u>	<u>8.71%</u>
EQUITY SECURITIES--		
Common Stocks	3,908,536.04	2.83% (1)
TOTAL ACQUISITIONS	<u>\$6,402,146.79</u>	<u>5.12%</u>
<u>SALES:</u>	<u>PROCEEDS</u>	<u>GAIN</u> <u>OR (LOSS)</u>
DEBT SECURITIES--		
Corporate Bonds	\$495,960.00	(\$4,040.00)
EQUITY SECURITIES--		
Common Stocks	817,484.67	(71,677.41)
TOTAL LONG TERM SECURITIES	<u>1,313,444.67</u>	<u>(75,717.41)</u>
<u>SHORT TERM SECURITIES</u>		
Short Term Investment Fund--		
Goldman Sachs (Net)	406,619.30	0.00
Commercial Paper	4,000,000.00	0.00
TOTAL SHORT TERM SECURITIES	<u>4,406,619.30</u>	<u>0.00</u>
TOTAL DISPOSITIONS	<u>\$5,720,063.97</u>	<u>(\$75,717.41)</u>

(1) Yield on Common Stocks based on cost price and dividend rate as of 8/31/90.

MEDICAL LIABILITY SELF-INSURANCE FUND
Comparison Summary of Assets

Security	August 31, 1989				August 31, 1990			
	Book Value	Book Yield	Market Value	Market Yield	Book Value	Book Yield	Market Value	Market Yield
LONG TERM SECURITIES:								
DEBT SECURITIES --								
U. S. GOVT. OBLIGATIONS:								
Direct - Treasuries	\$11,354,773.50	8.75%	\$11,624,695.00	8.33%	\$27,698,716.66	8.54%	\$27,576,435.00	8.64%
U. S. GOVT. AGENCIES								
(Non-Gtd)	1,499,250.00	8.46%	1,465,305.00	8.91%	1,499,318.67	8.46%	1,458,750.00	9.06%
CORPORATE BONDS	8,522,448.38	9.91%	8,635,302.50	9.68%	14,596,670.57	9.75%	14,258,041.10	10.18%
TOTAL DEBT SECURITIES	21,376,471.88	9.19%	21,725,302.50	8.91%	43,794,705.90	8.94%	43,293,226.10	9.16%
EQUITY SECURITIES								
Common Stocks	13,396,708.56	4.35%	17,060,374.01	3.42%	27,374,506.66	3.78%	25,625,589.38	4.04%
TOTAL LONG TERM	34,773,180.44	7.33%	38,785,676.51	6.49%	71,169,212.56	6.96%	68,918,815.48	7.26%
CASH & EQUIVALENT:								
U. S. Governments (Non-Gtd)	5,000,000.00	10.10%	5,039,850.00	8.63%	0.00	0.00%	0.00	0.00%
Goldman Sachs	38,511,584.47	8.69%	38,511,584.47	8.69%	19,448,268.98	7.95%	19,448,268.98	7.95%
Commercial Paper	10,000,000.00	9.23%	10,000,000.00	9.23%	4,000,000.00	8.01%	4,000,000.00	8.01%
Treasury Bills	0.00	0.00%	0.00	0.00%	497,520.76	9.12%	500,000.00	8.25%
TOTAL SHORT TERM	53,511,584.47	8.92%	53,551,434.47	8.79%	23,945,789.74	7.99%	23,948,268.98	7.97%
TOTAL SECURITIES, CASH & EQUIVALENT	\$88,284,764.91	8.29%	\$92,337,110.98	7.82%	\$95,115,002.30	7.22%	\$92,867,084.46	7.44%

MEDICAL LIABILITY SELF-INSURANCE FUND
SUMMARY OF INCOME FROM INVESTMENTS
(August 1 - 31, 1990)

	CASH	ACCRUED	TOTAL
FROM FIXED INCOME SECURITIES --			
U. S. Treasuries	\$359,130.43	(\$125,474.34)	\$233,656.09
U. S. Govt. Agencies (Non-Guaranteed)	3,666.65	10,765.07	14,431.72
Corporate Bonds	67,625.00	46,912.12	114,537.12
Total from Fixed Income Securities	430,422.08	(67,797.15)	362,624.93
FROM EQUITY SECURITIES --			
Common Stocks	88,303.50	0.00	88,303.50
FROM SHORT TERM INVESTMENTS --			
U. S. Government Agencies Short Term Notes	0.00	0.00	0.00
Commercial Paper	57,677.18	(19,511.93)	38,165.25
Goldman-Sachs	123,547.79	7,924.25	131,472.04
Fail Float	0.00	0.00	0.00
Securities Lending	2,182.99	0.00	2,182.99
Total From Short Term Investments	183,407.96	(11,587.68)	171,820.28
TOTAL INCOME FROM INVESTMENTS	702,133.54	(79,384.83)	622,748.71
Additions or (Deductions):			
Purchased Accrued Interest	(20,050.72)	0.00	(20,050.72)
Amortization (Discount in Excess of Premium)	4,619.64	0.00	4,619.64
NET INCOME FROM INVESTMENTS	\$686,702.46	(\$79,384.83)	\$607,317.63

INTEREST ACCRUED

	As of 8/31/90	As of 7/31/90	NET
U. S. Treasuries	\$472,313.33	\$597,787.67	(\$125,474.34)
U. S. Govt. Agencies (Non-Gtd.)	16,321.23	5,556.16	10,765.07
Corporate Bonds	438,645.92	391,733.80	46,912.12
U. S. Govt. Agencies Short Term Notes	0.00	0.00	0.00
Commercial Paper	0.00	19,511.93	(19,511.93)
Goldman-Sachs	131,472.04	123,547.79	7,924.25
	\$1,058,752.52	\$1,138,137.35	(\$79,384.83)

MEDICAL LIABILITY SELF-INSURANCE FUND
STATEMENT OF CASH RECEIPTS AND DISBURSEMENTS
(August 1 - 31, 1990)

CASH RECEIPTS

RECEIPTS INCREASING THE FUND:		
Net Additions (Withdrawals) to the Fund	\$0.00	
Gain or (Loss) on Sales of Securities	(75,717.41)	
Income	686,702.46	
Total		\$610,985.05
RECEIPTS FROM SALES OF SECURITIES:		
Corporate Bonds		500,000.00
Common Stocks		889,162.08
Total		2,000,147.13
RECEIPTS FROM MATURING SECURITIES AND AMORTIZATION:		
Amortization (Discount in Excess of Premium)		(4,619.64)
Short Term Investments - Goldman Sachs (Net)		406,619.30
Commercial Paper (Net)		4,000,000.00
Total Cash Receipts		6,402,146.79
CASH ON HAND:		
July 31, 1990	0.00	
August 31, 1990	0.00	
Decrease in Cash Balance (Add)		0.00
Total Cash Accounted for		\$6,402,146.79

CASH DISBURSEMENTS

ASSETS PURCHASED:		
U. S. Treasuries (\$2,000,000 par value)		\$1,994,185.75
Corporate Bonds (\$500,000 par value)		499,425.00
Common Stocks (78,300 shares)		3,908,536.04
Total Cash Disbursements		\$6,402,146.79

SUMMARY

Book Value of Medical Liability Self-Insurance Fund Investments

July 31, 1990 Balance		\$94,504,017.25
Additions August, 1990:		
Net Additions to the Fund	\$0.00	
Realized Net Gain or (Loss) on Security Transactions	(75,717.41)	
Income	686,702.46	
		610,985.05
August 31, 1990 Balance		\$95,115,002.30

MEDICAL LIABILITY SELF-INSURANCE FUND
SCHEDULE OF SECURITIES PURCHASED
(August 1 - 31, 1990)

SECURITY	PAR VALUE OR NO. SHARES (2)	TOTAL PRINCIPAL COST	YIELD AT COST
<u>LONG TERM SECURITIES:</u>			
<u>DEBT SECURITIES:</u>			
<u>U. S. TREASURIES</u>			
8-1/4%, 11/15/94	\$1,000,000.00	\$994,843.75	8.39%
8-3/4%, 8/15/00	1,000,000.00	999,342.00	8.76%
TOTAL U. S. TREASURIES	<u>\$2,000,000.00</u>	<u>1,994,185.75</u>	<u>8.58%</u>
 <u>CORPORATE BONDS</u>			
Sears Roebuck Notes			
9-1/4%, 8/1/97	\$500,000.00	499,425.00	9.27%
TOTAL DEBT SECURITIES		<u>2,493,610.75</u>	<u>8.71%</u>
 <u>EQUITY SECURITIES:</u>			
<u>COMMON STOCKS(1)</u>			
Archer-Daniels-Midland	4,200	104,481.30	0.40%
BellSouth	200	10,064.00	5.33%
Berkley (W.R.)	1,400	60,387.60	1.02%
Boeing	200	11,389.00	1.76%
Borden	2,500	87,969.20	3.01%
Browning-Ferris Industries	1,500	57,905.00	1.66%
Campbell Soup	2,000	105,440.40	1.90%
Coca-Cola	4,900	201,643.00	1.95%
Conagra	300	9,468.60	1.90%
C P C International	1,500	117,534.10	2.56%
Deere	1,600	99,837.00	3.20%
Dominion Resources	300	13,146.00	7.58%
Duke Power	100	5,494.50	5.97%
Du Pont (E.I.) De Nemours	1,100	39,839.50	4.42%
Eastman Kodak	200	7,526.50	5.31%
Exxon	2,000	99,936.40	4.80%
General Mills	1,400	124,395.00	2.88%
General Motors	200	7,514.00	7.99%
Heinz (H.J.)	4,300	148,750.80	2.43%
Hershey Foods	1,000	34,772.00	2.59%
Intel	700	27,600.00	0.00%
Johnson & Johnson	4,000	287,881.10	1.89%
Kellogg	300	18,133.50	3.18%
Lilly (Eli)	3,800	310,421.20	2.08%
Merck	3,600	314,654.90	2.56%
Mobil	1,000	66,820.00	4.34%
Pennzoil	600	48,954.50	3.68%
Philip Morris	9,400	449,475.20	3.60%
Royal Dutch Petroleum	2,800	228,754.10	4.97%
Rubbermaid	1,500	55,509.84	1.40%
Sara Lee	2,900	81,273.50	5.14%
SCEcorp Holding	600	20,979.50	7.55%
Schering-Plough	3,600	171,834.40	2.35%
Texaco	1,400	90,342.00	4.65%
Valley National	3,400	56,259.80	8.70%
Walgreen	900	41,458.90	1.30%
Warner-Lambert	400	24,378.00	2.49%
Waste Management	6,500	266,311.70	0.88%
TOTAL EQUITY SECURITIES		<u>3,908,536.04</u>	<u>2.83%</u>
TOTAL SECURITIES PURCHASED		<u>\$6,402,146.79</u>	<u>5.12%</u>

- (1) Yield on Common Stocks based on cost price and dividend rate as of 8/31/90.
(2) Reflects shares actually purchased. Does not reflect shares received as a result of stock splits and dividends subsequent to date of purchase.

MEDICAL LIABILITY SELF-INSURANCE FUND
EQUITIES -- OTHER CHANGES
(August 1 - 31, 1990)

<u>STOCK SPLITS, DIVIDENDS AND DISTRIBUTIONS</u>	<u>SHS. RECEIVED</u>
Archer-Daniels-Midland, 5% dividend	210

MEDICAL LIABILITY SELF-INSURANCE FUND
 SCHEDULE OF SECURITIES SOLD, CALLED OR MATURED
 (August 1 - 31, 1990)

SECURITY	PAR VALUE OR NO. OF SHARES	BOOK VALUE OF HOLDINGS	NET SALES PROCEEDS	GAIN OR (LOSS) OVER BOOK VALUE
<u>LONG TERM SECURITIES:</u>				
<u>DEBT SECURITIES:</u>				
<u>CORPORATE BONDS</u>				
Sears Roebuck Notes 9%, 9/15/96	\$500,000.00	\$500,000.00	\$495,960.00	(\$4,040.00)
<u>EQUITY SECURITIES:</u>				
<u>COMMON STOCKS</u>				
Ashland Oil	1,700	64,771.36	56,781.50	(7,989.86)
Baltimore Gas & Electric	100	3,202.21	2,917.90	(284.31)
Bell Atlantic	2,100	98,539.87	98,600.39	60.52
Carolina Power & Light	300	13,009.20	13,291.05	281.85
FPL Group	600	19,027.93	18,385.18	(642.75)
Genuine Parts	1,900	74,782.15	68,853.89	(5,928.26)
Harris	700	19,306.00	22,000.26	2,694.26
Hercules	200	7,892.17	6,685.77	(1,206.40)
Monsanto	200	10,609.50	10,189.25	(420.25)
Northeast Utilities	2,500	52,274.20	48,687.35	(3,586.85)
Northern States Power	500	18,714.61	17,739.40	(975.21)
Nynex	3,500	279,648.07	259,386.84	(20,261.23)
Pacificorp	1,200	25,968.00	24,065.19	(1,902.81)
Public Service Enterprise Group	1,800	45,777.34	44,797.50	(979.84)
Southern	100	2,449.97	2,542.91	92.94
Unisys	4,600	84,442.48	51,377.27	(33,065.21)
Unocal	2,300	65,246.40	69,407.08	4,160.68
Wang Laboratories- Class B	400	3,500.62	1,775.94	(1,724.68)
 TOTAL EQUITY SECURITIES		 889,162.08	 817,484.67	 (71,677.41)
<u>SHORT TERM SECURITIES (Net):</u>				
<u>Short Term Investment Fund--</u>				
Goldman Sachs		406,619.30	406,619.30	0.00
Commercial Paper		4,000,000.00	4,000,000.00	0.00
 TOTAL SHORT TERM SECURITIES		 4,406,619.30	 4,406,619.30	 0.00
TOTAL CASH SALES, CALLS, OR MATURITIES		 \$5,795,781.38	 \$5,720,063.97	 (\$75,717.41)

MEDICAL LIABILITY SELF-INSURANCE FUND
SUMMARY OF SECURITIES TRANSACTIONS
(September 1 - 30, 1990)

REPORT ON SECURITIES TRANSACTIONS. -- The following securities transactions have been made for the Medical Liability Self-Insurance Fund in September, 1990. The Executive Vice Chancellor for Asset Management recommends approval by the Board of Regents of these transactions.

<u>PURCHASES:</u>	<u>COST</u> <u>(BOOK VALUE)</u>	<u>YIELD</u> <u>AT COST</u>
<u>EQUITY SECURITIES--</u>		
Common Stocks	\$63,146.00	0.61% (1)
	<hr/>	<hr/>
 <u>SALES:</u>	<u>PROCEEDS</u>	<u>GAIN</u> <u>OR (LOSS)</u>
<u>EQUITY SECURITIES--</u>		
Common Stocks	\$429,112.83	(\$58,304.07)
	<hr/>	<hr/>
 <u>SHORT TERM SECURITIES</u>		
Short Term Investment Fund--		
Goldman Sachs (Net)	1,343,800.93	0.00
	<hr/>	<hr/>
 TOTAL DISPOSITIONS	 \$1,772,913.76	 (\$58,304.07)
	<hr/>	<hr/>

(1) Yield on Common Stocks based on cost price and dividend rate as of 9/30/90.

MEDICAL LIABILITY SELF-INSURANCE FUND
Comparison Summary of Assets

Security	September 30, 1989				September 30, 1990			
	Book Value	Book Yield	Market Value	Market Yield	Book Value	Book Yield	Market Value	Market Yield
LONG TERM SECURITIES:								
DEBT SECURITIES --								
U. S. GOVT. OBLIGATIONS:								
Direct - Treasuries	\$11,354,773.50	8.75%	\$11,587,030.00	8.39%	\$27,700,035.91	8.54%	\$27,655,185.00	8.58%
U. S. GOVT. AGENCIES (Non-Gtd)	1,499,250.00	8.46%	1,464,375.00	8.92%	1,499,318.67	8.46%	1,461,555.00	9.03%
CORPORATE BONDS	10,021,495.14	9.82%	10,098,398.00	9.70%	14,598,553.97	9.75%	14,070,344.30	10.45%
TOTAL DEBT SECURITIES	22,875,518.64	9.20%	23,149,803.00	8.99%	43,797,908.55	8.94%	43,187,084.30	9.20%
EQUITY SECURITIES								
Common Stocks	13,886,699.60	4.44%	17,053,739.25	3.62%	26,950,235.76	3.77%	24,225,838.13	4.20%
TOTAL LONG TERM	36,762,218.24	7.40%	40,203,542.25	6.71%	70,748,144.31	6.97%	67,412,922.43	7.41%
CASH & EQUIVALENT:								
U. S. Governments (Non-Gtd)	5,000,000.00	10.10%	5,033,600.00	8.66%	0.00	0.00%	0.00	0.00%
Goldman Sachs	43,586,402.85	8.62%	43,586,402.85	8.62%	18,104,468.05	7.94%	18,104,468.05	7.94%
Commercial Paper	3,000,000.00	8.96%	3,000,000.00	8.96%	4,000,000.00	8.15%	4,000,000.00	8.15%
Treasury Bills	0.00	0.00%	0.00	0.00%	497,520.76	9.12%	500,000.00	8.25%
TOTAL SHORT TERM	51,586,402.85	8.78%	51,620,002.85	8.64%	22,601,988.81	8.00%	22,604,468.05	7.98%
TOTAL SECURITIES, CASH & EQUIVALENT	\$88,348,621.09	8.21%	\$91,823,545.10	7.80%	\$93,350,133.12	7.22%	\$90,017,390.48	7.55%

19 1 8 7

MEDICAL LIABILITY SELF-INSURANCE FUND
SUMMARY OF INCOME FROM INVESTMENTS
(September 1 - 30, 1990)

	CASH	ACCRUED	TOTAL
FROM FIXED INCOME SECURITIES --			
U. S. Treasuries	\$0.00	\$194,537.68	\$194,537.68
U. S. Govt. Agencies (Non-Guaranteed)	3,666.65	10,417.81	14,084.46
Corporate Bonds	162,875.00	(49,084.37)	113,790.63
Total from Fixed Income Securities	166,541.65	155,871.12	322,412.77
FROM EQUITY SECURITIES --			
Common Stocks	111,833.50	0.00	111,833.50
FROM SHORT TERM INVESTMENTS --			
U. S. Government Agencies Short Term Notes	0.00	0.00	0.00
Commercial Paper	18,705.06	6,312.38	25,017.44
Goldman-Sachs	130,615.64	(49.52)	130,566.12
Fail Float	0.00	0.00	0.00
Securities Lending	2,338.27	0.00	2,338.27
Total From Short Term Investments	151,658.97	6,262.86	157,921.83
TOTAL INCOME FROM INVESTMENTS	430,034.12	162,133.98	592,168.10
Additions or (Deductions):			
Purchased Accrued Interest	0.00	0.00	0.00
Amortization (Discount in Excess of Premium)	3,202.65	0.00	3,202.65
NET INCOME FROM INVESTMENTS	\$433,236.77	\$162,133.98	\$595,370.75

INTEREST ACCRUED

	As of 9/30/90	As of 8/31/90	NET
U. S. Treasuries	\$666,851.01	\$472,313.33	\$194,537.68
U. S. Govt. Agencies (Non-Gtd.)	26,739.04	16,321.23	10,417.81
Corporate Bonds	389,561.55	438,645.92	(49,084.37)
U. S. Govt. Agencies - Short Term Notes	0.00	0.00	0.00
Commercial Paper	6,312.38	0.00	6,312.38
Goldman-Sachs	131,422.52	131,472.04	(49.52)
	\$1,220,886.50	\$1,058,752.52	\$162,133.98

MEDICAL LIABILITY SELF-INSURANCE FUND
STATEMENT OF CASH RECEIPTS AND DISBURSEMENTS
(September 1 - 30, 1990)

CASH RECEIPTS

RECEIPTS INCREASING THE FUND:

Net Additions (Withdrawals) to the Fund	(\$2,139,801.88)	
Gain or (Loss) on Sales of Securities	(58,304.07)	
Income	433,236.77	

Total		(\$1,764,869.18)
-------	--	------------------

RECEIPTS FROM SALES OF SECURITIES:

Common Stocks		487,416.90
---------------	--	------------

Total		(1,277,452.28)
-------	--	----------------

RECEIPTS FROM MATURING SECURITIES AND AMORTIZATION:

Amortization (Discount in Excess of Premium)		(3,202.65)
Short Term Investments - Goldman Sachs (Net)		1,343,800.93

Total Cash Receipts		63,146.00
---------------------	--	-----------

CASH ON HAND:

August 31, 1990	0.00	
September 30, 1990	0.00	

Decrease in Cash Balance (Add)		0.00
--------------------------------	--	------

Total Cash Accounted for		\$63,146.00
--------------------------	--	-------------

CASH DISBURSEMENTS

ASSETS PURCHASED:

Common Stocks (2,900 shares)		\$63,146.00
---------------------------------	--	-------------

Total Cash Disbursements		\$63,146.00
--------------------------	--	-------------

SUMMARY

Book Value of Medical Liability Self-Insurance Fund Investments

August 31, 1990 Balance		\$95,115,002.30
-------------------------	--	-----------------

Additions September, 1990:

Net Additions to the Fund	(\$2,139,801.88)	
Realized Net Gain or (Loss) on Security Transactions	(58,304.07)	
Income	433,236.77	

		(1,764,869.18)
--	--	----------------

September 30, 1990 Balance		\$93,350,133.12
----------------------------	--	-----------------

MEDICAL LIABILITY SELF-INSURANCE FUND
 SCHEDULE OF SECURITIES PURCHASED
 (September 1 - 30, 1990)

SECURITY	NO. SHARES (2)	TOTAL PRINCIPAL COST	YIELD AT COST
<u>EQUITY SECURITIES:</u>			
<u>COMMON STOCKS (1)</u>			
Coca-Cola	200	\$8,114.00	1.97%
Intel	400	12,775.00	0.00%
Lotus Development	2,200	34,650.00	0.00%
Merck	100	7,607.00	2.94%
TOTAL SECURITIES PURCHASED		<u>\$63,146.00</u>	<u>0.61%</u>

- (1) Yield on Common Stocks based on cost price and dividend rate as of 9/30/90.
 (2) Reflects shares actually purchased. Does not reflect shares received as a result of stock splits and dividends subsequent to date of purchase.

MEDICAL LIABILITY SELF-INSURANCE FUND
EQUITIES -- OTHER CHANGES
(September 1 - 30, 1990)

<u>STOCK SPLITS, DIVIDENDS AND DISTRIBUTIONS</u>	<u>SHS. RECEIVED</u>
Pepsico, 3-1 split	13,400

MEDICAL LIABILITY SELF-INSURANCE FUND
 SCHEDULE OF SECURITIES SOLD, CALLED OR MATURED
 (September 1 - 30, 1990)

SECURITY	NO. OF SHARES	BOOK VALUE OF HOLDINGS	NET SALES PROCEEDS	GAIN OR (LOSS) OVER BOOK VALUE
<u>EQUITY SECURITIES:</u>				
<u>COMMON STOCKS</u>				
American Home Products	1,700	\$84,311.79	\$81,153.28	(\$3,158.51)
American Information Technologies	700	44,365.23	40,562.13	(3,803.10)
American International Group	300	22,886.80	20,228.32	(2,658.48)
Avnet	200	5,789.00	4,860.83	(928.17)
Bell Atlantic	900	42,231.38	40,073.14	(2,158.24)
Bellsouth	300	16,108.94	15,440.97	(667.97)
Eastern Utility Association	100	3,435.90	2,842.90	(593.00)
Hercules	400	15,784.35	11,679.90	(4,104.45)
Pacific Telesis Group	2,600	114,534.41	106,589.42	(7,944.99)
Pacificorp	200	4,328.00	3,985.86	(342.14)
Sara Lee	400	11,210.14	10,771.64	(438.50)
Texas Instruments	2,600	105,762.02	75,617.96	(30,144.06)
US West	400	14,043.47	14,271.52	228.05
Wang Laboratories- Class B	300	2,625.47	1,034.96	(1,590.51)
TOTAL EQUITY SECURITIES		487,416.90	429,112.83	(58,304.07)
<u>SHORT TERM SECURITIES:</u>				
Short Term Investment Fund-- Goldman Sachs (Net)		1,343,800.93	1,343,800.93	0.00
TOTAL CASH SALES, CALLS, OR MATURITIES		\$1,831,217.83	\$1,772,913.76	(\$58,304.07)

IV. OTHER TRUST AND SPECIAL FUNDS

OTHER TRUST AND SPECIAL FUNDS

REPORT ON SECURITIES TRANSACTIONS.--The following securities transactions have been made for the Trust and Special Funds not in the Common Trust Fund or Medical Liability Self-Insurance Fund in August, 1990. The Executive Vice Chancellor for Asset Management recommends approval by the Board of Regents of these transactions.

INVESTMENTS ACQUIRED
(August, 1990)

<u>DESCRIPTION AND FUND</u> (DETAILED SCHEDULES FOLLOW)	<u>TOTAL PRINCIPAL COST</u>	<u>YIELD AT COST</u>
<u>PURCHASES</u>		
<u>COMMON STOCKS:</u>		
Ima Hogg Foundation	\$529,985.00	1.38%
Walter Prescott Webb Chair in History	79,748.20	2.95%
UTMB - G - Cecil H. and Ida M. Green Chair Marine Biomedical Institute	15,275.32	0.00%
TOTAL - Common Stocks	\$625,008.52	1.55%

NET PURCHASE OF SHORT TERM SECURITIES

<u>NET PURCHASE OF SHORT TERM SECURITIES</u>	<u>BOOK VALUE</u>
Temporary Investments of Funds to be Added to the Common Trust Fund--	
U. T. System	\$1,191,074.90
U. T. Austin	5,383,035.99
U. T. Medical Branch - Galveston	5,230,914.08
U. T. System Cancer Center - Houston	229,701.03
U. T. Health Science Center - Dallas	1,528,764.26
U. T. El Paso	680,860.31
U. T. Health Science Center - San Antonio	43,973.45
U. T. Arlington	348,679.43
U. T. Health Science Center - Houston	18,105.83
U. T. Dallas	113,943.25
U. T. Permian Basin	3,625.12
U. T. Tyler	7,706.30
U. T. San Antonio	1,191.67
U. T. Pan American	264,689.00
George W. Brackenridge Student Loan Funds	700.00
Miscellaneous Charges Allocable to Trust and Special Funds	4,909.98
The Robertson Poth Foundation	1,167.47
Estate of Ethel Dean	3,000.00
Marlena & Morton Meyerson Centennial Chair	1,000.00
Sheffield Challenge Fund Endowment Program	1,000.00
Estate of Margaret Batts Tobin, Deceased	1,000.00
Walter Prescott Webb Chair in History	21,962.76
Estate of Jane Dunn Wilson	1,000.00
Colonel & Mrs. Guy M. Cloud II Scholarship Endowment Fund	1,000.00
Littlefield Fund for Southern History Reserve for Publication	7,100.00
Longhorn Scholarship Fund	42,750.36
Texas Union Endowment Fund	1,300.00
UTSCC - H - Estate of Homer Ammann	25,800.00
UTSCC - H - Estate of Emily R. Spainhour	1,500.00
UTHSC - D - Lydia K. Karcher Fund For Medical Excellence	10,000.00
UTHSC - SA - Dr. Witten B. Russ Chair in Surgery	1,000.00
UTA - Rudolf Hermanns UTA Endowment Fund for Excellence	4,000.00

OTHER TRUST AND SPECIAL FUNDS
 INVESTMENTS ACQUIRED (Continued)
 (August, 1990)

<u>NET PURCHASE OF SHORT TERM SECURITIES</u>	<u>BOOK VALUE</u>
<u>(Continued):</u>	
UTA - Estate of Fernando G. Torgerson	\$2,000.00
UTD - U. T. Dallas/TRF Investment Account	41,550.60
Pooled Income Fund	1,000.00
The Robert & Alma Moreton 1983 Unitrust	4,500.00
C. L. Lundell & Amelia A. Lundell Charitable Remainder Unitrust	100.00
Victor L. Hand Unitrust	4,400.00
UTMB - G - J. Fredric Mullins, M.D. Charitable Remainder Unitrust	27,578.77
UTSCC - H - The Robert & Alma Moreton 1983 Unitrust	6,800.00
UTHSC - D - Carl J. & Hortense M. Thomsen Eight Percent Trust	12,200.00
Investments and Trusts Suspense Account	45,000.00
 TOTAL - Net Purchase of Short Term Securities	 <hr/> \$15,321,584.56 <hr/>

OTHER TRUST AND SPECIAL FUNDS
INVESTMENTS DISPOSED OF
(August, 1990)

<u>DESCRIPTION AND FUND</u> (DETAILED SCHEDULES FOLLOW)	<u>BOOK VALUE</u>	<u>TOTAL NET PROCEEDS</u>	<u>GAIN OR (LOSS)</u>
<u>STOCK SALES</u>			
<u>COMMON STOCKS:</u>			
Ima Hogg Foundation	\$108,600.00	\$167,854.40	\$59,254.40
Walter Prescott Webb Chair in History	22,901.50	33,941.36	11,039.86
TOTAL - Common Stocks	<u>\$131,501.50</u>	<u>201,795.76</u>	<u>\$70,294.26</u>
Stocks Received by Gift or Bequest		21,770.00	
TOTAL - All Common Stock		<u>\$223,565.76</u>	
 <u>MATURITIES AND PREPAYMENTS</u>			
<u>U. S. GOVERNMENT OBLIGATIONS:</u>			
<u>(Direct):</u>			
Appropriations - Allotment Account	\$147,400.00	\$147,400.00	\$0.00
Ima Hogg Foundation	567,600.00	567,600.00	0.00
TOTAL U. S. GOVERNMENT OBLIGATIONS	<u>\$715,000.00</u>	<u>\$715,000.00</u>	<u>\$0.00</u>
		<u>TOTAL NET PROCEEDS (BOOK VALUE)</u>	
<u>NET REDUCTION OF SHORT TERM SECURITIES</u>			
Damage Payments on West Texas Lands		\$396,361.78	
Chancellors Council		102,105.55	
Frank B. Cotton Trust - Damage Payment		22,164.44	
Ima Hogg Foundation		603,046.31	
The Robertson Poth Foundation		450,000.00	
Clifton W. Cassidy, Jr. Centennial Professorship in Savings & Loans		1,500.00	
Billy & Claude Hocott Centennial Distinguished Engineering Research Award		100.00	
Curtis T. Vaughan, Jr. Centennial Chair in Astronomy		25,000.00	
Walter Prescott Webb Chair in History		26,000.00	
Archer M. Huntington Museum Fund		17,500.00	
B. M. Rankin, Jr. Scholarship Fund		100.00	
Winedale Stage Coach Inn Fund		275,000.00	
UTSCC - H - Gift of Mrs. Virginia Jones Mullin, Kleberg County		41,500.00	
UTSCC - H - Anna Crouchet & C. P. Simpson Quasi-Endowment Fund		1,424,000.00	
UTSCC - H - Olla S. Stribling Chair for Cancer Reseach		900.00	
UTD - U. T. Dallas Presidential Achievement Awards		18,000.00	
UTMB - G - Libbie Moody Thompson Trust		240,200.00	
UTMB - G - Libbie Moody Thompson Memorial Trust		405,600.00	
UTMB - G - Clark W. Thompson Trust		506,000.00	
UTSCC - H - Ken Muller Professorship in Pigment Cell Biology		56,000.00	
Retirement of Indebtedness		20,824,756.68	
TOTAL - Net Reduction of Short Term Securities		<u>\$25,435,834.76</u>	

OTHER TRUST AND SPECIAL FUNDS
SCHEDULE OF SECURITIES PURCHASED
(August, 1990)

ISSUE AND FUND	NO. SHARES	TOTAL PRINCIPAL COST	YIELD AT COST
<u>STOCK PURCHASES</u>			
<u>IMA HOGG FOUNDATION:</u>			
Amdahl	7,700	\$97,876.50	0.78%
Bell Industries	3,400	49,538.00	2.75%
Cleveland-Cliffs	3,700	100,946.50	0.00%
Cray Research	2,700	97,326.50	0.00%
Fleetwood Enterprises	2,700	50,139.00	4.52%
Sea Containers Limited	2,100	134,158.50	2.19%
		<u>\$529,985.00</u>	<u>1.38%</u>
 <u>WALTER PRESCOTT WEBB CHAIR IN HISTORY:</u>			
American Home Products	100	\$4,757.00	4.52%
Anheuser-Busch	200	7,889.00	2.54%
Dean Foods	100	3,494.50	2.12%
Greyhound Dial	300	8,383.50	5.01%
Kellogg	100	6,432.00	2.99%
Luby's Cafeterias	400	7,965.20	2.31%
Melville	400	18,878.00	3.01%
Toys "R" Us	300	9,246.00	0.00%
UST	200	6,039.00	3.64%
Westinghouse Electric	200	6,664.00	4.20%
		<u>\$79,748.20</u>	<u>2.95%</u>
 <u>U. T. MEDICAL BRANCH - GALVESTON - CECIL H. AND IDA M. GREEN CHAIR MARINE BIOMEDICAL INSTITUTE:</u>			
Common Fund Account	3.51	\$15,275.32	0.00%

OTHER TRUST AND SPECIAL FUNDS
 SCHEDULE OF SECURITIES SOLD, CALLED OR MATURED
 (August, 1990)

ISSUE AND FUND	NO. SHARES	BOOK VALUE OF HOLDINGS	NET SALES PROCEEDS	GAIN OR (LOSS) OVER BOOK VALUE
<u>STOCK SALES</u>				
<u>IMA HOGG FOUNDATION:</u>				
Royal Dutch Petroleum	2,000	\$108,600.00	\$167,854.40	\$59,254.40
<u>WALTER PRESCOTT WEBB CHAIR IN HISTORY:</u>				
Norsk Hydro AS ADR	600	\$8,119.50	\$24,369.68	\$16,250.18
Universal	400	14,782.00	9,571.68	(5,210.32)
		<u>\$22,901.50</u>	<u>\$33,941.36</u>	<u>\$11,039.86</u>

ISSUE AND FUND	NO. SHARES	NET SALES PROCEEDS
<u>STOCKS RECEIVED BY GIFT OR BEQUEST:</u>		
<u>CHARLES B. GRANT ENDOWMENT IN ENGINEERING:</u>		
Grant	7,000	<u>\$21,770.00</u>

ISSUE AND FUND	PAR VALUE	BOOK VALUE OF HOLDINGS	NET SALES PROCEEDS	GAIN OR (LOSS) OVER BOOK VALUE
<u>MATURITIES AND PREPAYMENTS APPROPRIATIONS - ALLOTMENT ACCOUNT:</u>				
<u>U. S. Treasury</u>				
7-7/8% Notes, 8/15/90	\$147,400.00	\$147,400.00	\$147,400.00	\$0.00
<u>IMA HOGG FOUNDATION:</u>				
<u>U. S. Treasury</u>				
7-7/8% Notes, 8/15/90	\$300,000.00	\$297,483.42	\$306,000.00	\$8,516.58

OTHER TRUST AND SPECIAL FUNDS

REPORT ON SECURITIES TRANSACTIONS.--The following securities transactions have been made for the Trust and Special Funds not in the Common Trust Fund or Medical Liability Self-Insurance Fund in September, 1990. The Executive Vice Chancellor for Asset Management recommends approval by the Board of Regents of these transactions.

INVESTMENTS ACQUIRED
(September, 1990)

<u>DESCRIPTION AND FUND</u> (DETAILED SCHEDULES FOLLOW)	<u>PAR VALUE</u>	<u>TOTAL PRINCIPAL COST</u>	<u>YIELD AT COST</u>
<u>PURCHASES</u>			
<u>COMMON STOCKS:</u>			
Ima Hogg Foundation	4800	\$99,685.60	2.19%
		<u> </u>	<u> </u>
<u>NET PURCHASE OF SHORT TERM SECURITIES</u>		<u>BOOK VALUE</u>	
Designated Funds		\$7,635,252.08	
Current Restricted Funds		126,683.91	
Annuity & Life Income Funds		1,437,430.96	
Estates & Endowment Funds			
Held in Trust By Others		125,762.70	
Agency Funds		477,632.87	
TOTAL - Net Purchase of Short Term Securities		<u> </u> \$9,802,762.52	

OTHER TRUST AND SPECIAL FUNDS
INVESTMENTS DISPOSED OF
(September, 1990)

DESCRIPTION AND FUND (DETAILED SCHEDULES FOLLOW)	PROCEEDS
<u>STOCK SALES</u>	
<u>COMMON STOCKS:</u>	
Stocks Received by Gift or Bequest	\$4,747.91
<u>NET REDUCTION OF SHORT TERM SECURITIES</u>	TOTAL NET PROCEEDS
Endowment Funds	<u>(BOOK VALUE)</u> \$19,587,572.31

OTHER TRUST AND SPECIAL FUNDS
 SCHEDULE OF SECURITIES PURCHASED
 (September, 1990)

<u>ISSUE AND FUND</u>	<u>PAR VALUE</u>	<u>TOTAL PRINCIPAL COST</u>	<u>YIELD AT COST</u>
<u>STOCK PURCHASES</u>			
<u>IMA HOGG FOUNDATION:</u>			
Cleveland-Cliffs	2,200	\$50,628.60	0.00%
Fleetwood Enterprises	2,700	49,057.00	4.45%
		<u>\$99,685.60</u>	<u>2.19%</u>

OTHER TRUST AND SPECIAL FUNDS
 SCHEDULE OF SECURITIES SOLD, CALLED OR MATURED
 (September, 1990)

ISSUE AND FUND	NO. SHARES	NET SALES PROCEEDS
<u>STOCKS RECEIVED BY GIFT</u>		
OR BEQUEST:		
EX STUDENTS MATCHING PROGRAM -		
VARIOUS PURPOSES:		
<hr/>		
Arkla	120	\$2,492.91
		<hr/>
CBA CENTURY CLUB		
UNRESTRICTED ENDOWMENT FUND:		
<hr/>		
Offshore Logistics	200	\$2,255.00
		<hr/>

V. TRUST FUND REAL ESTATE TRANSACTIONS

LAND AND INVESTMENT REPORT

For Month Ended October 31, 1990

TRUST FUND REAL ESTATE TRANSACTIONS

The following documents have been executed pursuant to the U. T. System Trust Fund Real Estate Policy Statement which was approved at the April 14, 1988, meeting of the Board of Regents. The Executive Vice Chancellor for Asset Management requests the approval of each transaction.

SALE

Component:	U. T. M.D. Anderson Cancer Center
Donor/Fund Name:	Homer Ammann Trust
Asset ID:	806023
BOR Acceptance Date:	April 1987/June 1989
Use of Funds:	Specific research programs to be determined at a later date
Legal Description:	25% interest in Lots 1, 2, 3, and 4 in Blk 2 of Otell Second Addition to City of El Campo, Wharton County, Texas, (also known as 1012 Olivia Street)
Grantor:	The Board of Regents of the University of Texas System
Grantee:	Frank and Margie Bustamante 307 Willis Street El Campo, Texas 77437
Terms:	Gross Sales Price: \$11,000.00 Net Sale Proceeds: \$ 9,815.05 Financing: Cash Sale Pro Rata Share: 25% of net sale proceeds being \$2,453.76

Background Information:

The Homer Ammann Trust is comprised of real estate holdings, mineral and royalty interests, farm equipment, livestock, and cash investments. The U.T. M.D. Anderson Cancer Center's 25% share of the Trust was valued at approximately \$1.1 million in 1987.

SALE

Component: U.T. Dallas

Donor/Fund Name: Texas Research Foundation

BOR Acceptance Date: June 1972

Use of Funds: Establishment and operation of the Institute for Environmental Sciences at U.T. Dallas and in the acquisition of land, construction of buildings and purchase of equipment for the use of U.T. Dallas

Legal Description: 1.6154 acres in the John Clay Survey, Abstract 223, City of Richardson, Collin County, Texas

Grantor: The Board of Regents of the University of Texas System

Grantee: Chamansynergy Limited Partnership
(Earnest Money Contract assigned by Convex Computer Corp., LTD, as on all previous transactions for Phase I and Phase II)

Terms:

Gross Sales Price:	\$457,372.50
Net Sale Proceeds:	\$439,198.84
Closing Costs:	\$ 4,452.48
Sales Commission:	\$ 13,721.18

Background Information:

At its meeting in August 1987, the U.T. Board of Regents authorized the sale of 25.4 acres of land to Convex Computer Corporation for construction of its headquarters and manufacturing facilities. The sale was to take place in three phases of 9.6, 6.7 and 9.1 acres respectively. Phases I and II have been sold and new facilities constructed. Convex required an additional 40,000 square feet of manufacturing space to meet its needs for expansion. In order to build the facility, a parking lot had to be eliminated and Convex asked to purchase 49,700 square feet adjacent to the Phase I site. In order to keep the boundaries functional, the sale of 70,365 square feet (a strip approximately 70 feet wide and 1,000 feet long) to Convex for the parking lot for \$6.50 per square foot was recommended following verbal approval from the Regents' Special Committee on Endowment Lands in Collin and Dallas Counties, Texas.

LEASE

Component: U. T. Permian Basin
Donor/Fund Name: Mr. and Mrs. W. D. Noel
Asset ID: 300002
BOR Acceptance Date: December 1974
Use of Funds: Maintenance of W. D. Noel gift property
Legal Description: 2540 Palo Verde, Odessa, Texas
Tenant: Mrs. W. D. Noel
Terms:

Rent:	\$1,200/yr.
Rent Schedule:	9/1/90 - 8/31/91
Taxes:	Paid by U. T. Permian Basin
Insurance:	Paid by U. T. Permian Basin
Maintenance:	Paid by U. T. Permian Basin

Background Information:

The original lease agreement dated December 18, 1974, was written for the lifetime of W. D. Noel. Mr. Noel died in January 1987 and the lease is being extended on a yearly basis to accommodate Mrs. Noel.

LEASE

Component: U. T. Austin

Donor/Fund Name: Archer M. Huntington

Asset ID: 100002

BOR Acceptance Date: October 7, 1927

Use of Funds: Archer M. Huntington Museum Fund
of U. T. Austin

Legal Description: 5.3 Acres, Virginia Point,
Galveston County, Texas

Tenant: 25 lots leased to twenty-five individual
lessees and managed by V. J. Schmitt
Company, P. O. Box 2096, Texas City,
Texas 77592

Terms:

Rent:	\$17,500.00/yr.
Rent Schedule:	8/31/90 - 8/31/91
Taxes:	Paid by Lessor
Insurance:	Paid by Lessor
Maintenance:	Paid by Lessee

Background Information:

An increase in the ground lease rental of 25 bay front lots located at Virginia Point in Galveston County, Texas raises annual rental per lot from \$660 to \$700 each. The new management fee structure for V. J. Schmitt Company is 8% of the gross annual rental income. The leases run year to year. This property is currently under an Option Contract to USA Offshore Industries (or Texas Copper Corporation.)

LEASE

Component: U. T. Austin
Donor/Fund Name: Judge Oscar H. and Anne Mauzy
Asset ID: 100012
BOR Acceptance Date: August 1989
Use of Funds: Proceeds from the rental or sale of the property are to establish the Oscar and Anne Mauzy Regents Professorship for Educational Research and Development in the College of Education at U. T. Austin. Income earned from the endowment will be used for salary supplementation and in support of educational research, development and school related programs within the College of Education.

Legal Description: 809 Rio Grande, Suite #102

Tenant: Jayne Larson
 Shelia Woodfin

Terms:

Rent:	\$390.00/Month
Rent Schedule:	Month to Month Commencing 9/1/90
Taxes:	Paid by Lessor
Insurance:	Paid by Lessor
Utilities:	Paid by Lessor
Maintenance:	Exterior maintenance and common areas paid by Lessor. Interior maintenance paid by Lessee.

MINERAL LEASE

Component: U. T. Austin

Donor/Fund Name: W. J. McDonald Observatory Fund

BOR Acceptance Date: October 26, 1945

Net Mineral Acres: 56

Legal Description: 112 acres, more or less, being a part of the Daniel Perkins Survey, A-668 and the William Bailey Survey, A-28, Red River County, Texas

Lessee: Weeks Exploration Company
1100 Milam, Suite 4230
Houston, Texas 77002

Terms:

Bonus:	\$1,960.00 (\$35.00 per net acre)
Royalty:	3/16
Delay Rental:	\$1.00 per acre
Lease Date:	Effective 3/16/91
Lease Term:	3 years

EASEMENT

Component: U. T. Dallas

Donor/Fund Name: Texas Research Foundation

BOR Acceptance Date: June 1972

Use of Funds: U.T. Dallas: Synergy Park (August 1985)

Legal Description: .1516 acre tract in the John Clay Survey, Abstract No. 223 in the City of Richardson, Collin County, Texas, and also a part of a 236.3955 acre tract conveyed to the Board by deeds recorded in vol. 72177 pg. 1645 and vol. 835 pg. 713

Grantee: City of Richardson

Type Easement: Sanitary Sewer

Terms: Consideration: None

Term: Permanent

Reversion: Easement reverts back to Grantor if abandoned

Background Information:

The City of Richardson shall pay all expenses in the construction and maintenance of the sewer line. This easement benefits the future development of Convex Computer Corporation.

THE UNIVERSITY OF TEXAS AT ARLINGTON

October 19, 1990

Dr. James P. Duncan
Executive Vice Chancellor
for Academic Affairs
The University of Texas System
601 Colorado Street
Austin, Texas 78701

Attn: System Budget Office

Dear Dr. Duncan:

The docket for the December 6, 1990 meeting of the Board of Regents is submitted for your recommendation and presentation to the Board.

I recommend approval.

Sincerely,



Wendell H. Nedderman
President

WHN:js

U. T. BOARD OF REGENTS' MEETING

DECEMBER 6, 1990

TABLE OF CONTENTS

	<u>Page No.</u>
Standard Affiliation Agreements	AR-3
Trademark License Agreements	AR-4
Contracts and Grants for Research, Development, Clinical and Educational Services	
All Others	AR-5
Amendments to the 1990 Budget (including faculty and staff appointments and changes in status and transfers of funds within existing budget totals)	AR-6
Endowed Chairs and Named Professorships (Non-Initial, Non-Budgeted Appointments)	AR-7
Amendments to the 1991 Budget (including faculty and staff appointments and changes in status and transfers of funds within existing budget totals)	AR-8
Other Fiscal Items	AR-12

THE UNIVERSITY OF TEXAS AT ARLINGTON

U. T. BOARD OF REGENTS' MEETING

DECEMBER 6, 1990

STANDARD AFFILIATION AGREEMENTS

The agreements recommended for approval by the U. T. Board of Regents are based on the model agreement adopted on December 16, 1977.

1. Facility: Healthtech Rehabilitation, Inc.
Dallas, Texas
Date: September 27, 1990
Purpose: To provide graduate social work related educational experiences

2. Facility: Big Brothers & Sisters of Arlington, Inc.
Arlington, Texas
Date: July 9, 1990
Purpose: To provide undergraduate social work related educational experiences

THE UNIVERSITY OF TEXAS AT ARLINGTON

U. T. BOARD OF REGENTS' MEETING

DECEMBER 6, 1990

TRADEMARK LICENSE AGREEMENTS

The following agreements have been awarded and are recommended for approval by the U. T. Board of Regents. All product approvals are in accordance with Paragraphs 10.1(C) and (D) and 11.1 of the Trademark Agreement.

1. Licensee: Fan-See Products, Inc.
Nashville, Tennessee 37204
- Fee-Royalty: \$50.00, 6%
- Period: October 1, 1990 through December 31, 1992
- Description: "Fan-See" decals

THE UNIVERSITY OF TEXAS AT ARLINGTON

U. T. BOARD OF REGENTS' MEETING

DECEMBER 6, 1990

CONTRACTS AND GRANTS FOR RESEARCH, DEVELOPMENT, CLINICAL
AND EDUCATIONAL SERVICES

Since the Docket for the previous meeting of the U. T. Board of Regents, the following activity has taken place with regard to Contracts and Grants for Research, Development, Clinical and Educational Services:

- I. Non-Governmental Contracts and Grants (Funds Coming In)
- a. 1990 AR 120-124 Number of Initial Grant and Contract Awards
\$ 39,984 Value of Awards
- b. 1990 AR 125-127 Number of Fiscal Amendments to Grant and Contract
 Awards (Increasing or Decreasing by \$10,000)
\$ 179,264 Total of Increased Funding
\$ - Total of Reduced Funding
- II. Non-Governmental Contracts and Grants (Funds Going Out)
- a. 1990 AR 128 Number of Initial Grant and Contract Awards
\$ 7,050 Value of Awards
- b. - Number of Fiscal Amendments to Grant and Contract
 Awards (Increasing or Decreasing by \$10,000)
\$ - Total of Increased Funding
\$ - Total of Reduced Funding
- III. State and Local Government Contracts and Grants (Funds Coming In)
- a. 1990 AR 129-133 Number of Initial Grant and Contract Awards
\$ 451,463 Value of Awards
- b. - Number of Fiscal Amendments to Grant and Contract
 Awards (Increasing or Decreasing by \$10,000)
\$ - Total of Increased Funding
\$ - Total of Reduced Funding
- IV. State and Local Government Contracts and Grants (Funds Going Out)
- a. - Number of Initial Grant and Contract Awards
\$ - Value of Awards
- b. - Number of Fiscal Amendments to Grant and Contract
 Awards (Increasing or Decreasing by \$10,000)
\$ - Total of Increased Funding
\$ - Total of Reduced Funding
- V. Federal Government Contracts and Grants (Funds Coming In)
- a. 1990 AR 134-137 Number of Initial Grant and Contract Awards
\$ 167,022 Value of Awards
- b. 1990 AR 138 Number of Fiscal Amendments to Grant and Contract
 Awards (Increasing or Decreasing by \$10,000)
\$ 97,997 Total of Increased Funding
\$ - Total of Reduced Funding
- VI. Federal Government Contracts and Grants (Funds Going Out)
- a. - Number of Initial Grant and Contract Awards
\$ - Value of Award
- b. - Number of Fiscal Amendments to Grant and Contract
 Awards (Increasing or Decreasing by \$10,000)
\$ - Total of Increased Funding
\$ - Total of Reduced Funding

AMENDMENTS TO THE 1990 BUDGET

TRANSFERS OF FUNDS

RBC

GENERAL INSTITUTIONAL EXPENSE

Group Insurance Premium Sharing

1. Amount of Transfer: \$159,000

47

From: Balances Subject to Reappropriation

To: Group Insurance Premium Sharing -
Employee Fringe Benefits

To transfer estimated group insurance supplements to the receiving agency per completion and filing of the Estimated Certification of Supplemental Group Insurance Premium Requirements for Fiscal Year 1990.

THE UNIVERSITY OF TEXAS AT ARLINGTON

U. T. BOARD OF REGENTS' MEETING

DECEMBER 6, 1990

AMENDMENTS TO THE 1991 BUDGET

The term "rate" for academic institutions is the full-time nine-month base rate and for health institutions is the full-time twelve month base rate; for all other personnel it is the full-time rate, the appointee receiving a proportionate amount depending upon the fraction of time for which he is appointed and the period of his appointment. Source of funds for payment of salaries, unless otherwise shown, is the departmental salaries account.

APPOINTMENTS TO NAMED PROFESSORSHIPS, ENDOWED FELLOWSHIPS, ENDOWED PROFESSORSHIPS, AND ENDOWED CHAIRS - 1991 BUDGET

Appointments were approved through Agenda or Docket action at prior meetings of the Board of Regents, as follows:

<u>Professorship or Chair and Department or School</u>	<u>Academic Rate</u>	<u>Chair or Professorship Appointment</u>	<u>Effective Date</u>
COLLEGE OF ENGINEERING			
Moncrief-O'Donnell Chair Professorship and Electrical Engineering Professor			
1. Frank L. Lewis (Tenure) (RBC 25)	72,000	96,000	9/17
Automation and Robotics Research Institute, Fort Worth Chamber Chair and Mechanical Engineering Director and Professor			
2. John Mills (Tenure) (RBC 20)	75,000	100,000	9/1

U. T. BOARD OF REGENTS' MEETING

DECEMBER 6, 1990

AMENDMENTS TO THE 1991 BUDGET
(Continued)

<u>Item, Department, Title, Name</u>	<u>Effective Date</u>	<u>% Time</u>	<u>Full-time Salary</u>		<u>RBC</u>
			<u>No. Mos.</u>	<u>Rate</u>	
<u>APPOINTMENTS, PROMOTIONS, AND SALARY INCREASES</u>					
GENERAL ADMINISTRATION AND STUDENT SERVICES					
Office of the Vice President for Student Affairs and Activities and Organizations					
Associate Vice President					
3. Kent L. Gardner					18
From: Associate Vice President		100	12	54,000	
To: Associate Vice President	9/1	100	12	56,400	
COLLEGE OF LIBERAL ARTS					
English					
4. Wendy B. Faris					13
From: Professor (Tenure)		100	9	43,000	
To: Professor (Tenure)	9/1	100	9	45,000	
Political Science					
5. Susan J. Hekman					3
From: Professor (Tenure)		100	9	38,400	
To: Professor (Tenure)	9/1	100	9	38,900	
6. Gary D. Stark					5, 15
From: Associate Professor (Tenure)		33	9	36,900	
Associate Dean		67	12	49,200	
To: Associate Professor (Tenure)	9/1	31	9	39,000	
Associate Dean	9/1	69	12	52,000	

THE UNIVERSITY OF TEXAS AT ARLINGTON

U. T. BOARD OF REGENTS' MEETING

DECEMBER 6, 1990

AMENDMENTS TO THE 1991 BUDGET
(Continued)

<u>Item, Department, Title, Name</u>	<u>Effective Date</u>	<u>% Time</u>	<u>Full-time Salary</u>		<u>RBC</u>
			<u>No. Mos.</u>	<u>Rate</u>	
<u>APPOINTMENTS, PROMOTIONS, AND SALARY INCREASES</u>					
COLLEGE OF LIBERAL ARTS					
Communication					
7. Tom Ingram					21
From: Associate Professor (Tenure)		100	9	39,000	
To: Associate Professor (Tenure) and Acting Chairman	9/1	100	9	41,500	
COLLEGE OF SCIENCE					
Chemistry					
8. Zoltan A. Schelly					24
From: Professor (Tenure)		100	9	58,400	
To: Professor (Tenure) and Acting Chairman	9/1	100	9	60,400	
Geology					
9. Brooks Ellwood					26
From: Professor (Tenure) and Acting Chairperson		100	9	50,000	
To: Professor (Tenure) and Acting Chairperson	9/1	100	9	52,000	
COLLEGE OF BUSINESS					
Management					
10. Kenneth Wheeler					6
From: Associate Professor (Tenure)		100	9	50,000	
To: Associate Professor (Tenure)	9/1	100	9	53,000	
11. Kenneth H. Price					7
From: Associate Professor (Tenure)		100	9	53,500	
To: Associate Professor (Tenure)	9/1	100	9	56,000	
COLLEGE OF BUSINESS					
Finance and Real Estate					
12. Larry J. Lockwood					8
From: Associate Professor (Tenure)		100	9	61,500	
To: Associate Professor (Tenure)	9/1	100	9	71,000	

THE UNIVERSITY OF TEXAS AT ARLINGTON

U. T. BOARD OF REGENTS' MEETING

DECEMBER 6, 1990

AMENDMENTS TO THE 1991 BUDGET
(Continued)

<u>Item, Department, Title, Name</u>	<u>Effective Date</u>	<u>% Time</u>	<u>Full-time Salary</u>		<u>RBC</u>
			<u>No. Mos.</u>	<u>Rate</u>	
<u>APPOINTMENTS, PROMOTIONS, AND SALARY INCREASES</u>					
COLLEGE OF BUSINESS					
Finance and Real Estate					
13. Peggy Swanson					9
From: Professor (Tenure)		100	9	70,000	
To: Professor (Tenure)	9/1	100	9	71,000	
Information Systems and Management Sciences					
14. Raja K. Iyer					14
From: Associate Professor (Tenure)		100	9	58,500	
To: Associate Professor (Tenure)	9/1	100	9	60,500	
15. Peter P. Mykytyn					16
From: Associate Professor (Tenure)		100	9	53,100	
To: Associate Professor (Tenure)		100	9	57,100	
Economics					
16. Marna Carney					22
From: Professor (Tenure) and Acting Chair		100	9	57,100	
To: Professor (Tenure) and Acting Chair	9/1	100	9	59,000	
COLLEGE OF ENGINEERING					
Aerospace Engineering					
17. Shiv P. Joshi					17
From: Associate Professor (Tenure)		100	9	46,000	
To: Associate Professor (Tenure)	9/1	100	9	47,500	
GRADUATE SCHOOL OF SOCIAL WORK					
Graduate School of Social Work and Community Services Development Center					
18. Peter G. Gaupp					23
From: Professor (Tenure)		100	9	54,700	
To: Professor (Tenure) and Director of Community Services Development Center	9/1	50	9	54,700	
	9/1	50	12	72,933	

U. T. BOARD OF REGENTS' MEETING

DECEMBER 6, 1990

AMENDMENTS TO THE 1991 BUDGET
(Continued)

<u>Item, Department, Title, Name</u>	<u>Effective Date</u>	<u>% Time</u>	<u>Full-time Salary</u>		<u>RBC</u>
			<u>No. Mos.</u>	<u>Rate</u>	
<u>APPOINTMENTS, PROMOTIONS, AND SALARY INCREASES</u>					
SCHOOL OF NURSING					
Nursing					
19. Lorrie Hegstad					10
From: Associate Professor (Tenure)		100	9	37,200	
To: Associate Professor (Tenure)	9/1	100	9	39,000	
Nursing and DHHS/Primary Care Nursing					
20. Rosalyn Tolbert					11
From: Associate Professor (Tenure)		100	9	37,000	
To: Associate Professor (Tenure)	9/1	100	9	39,000	
DESIGNATED FUNDS					
J. H. Collins					
Professor (Tenure)					
21. Jeffrey H. Collins	9/1	100	9	74,600	12
Continuing Education					
22. Nancy Kinsey					19
From: Director		100	12	45,500	
To: Director	10/1	100	12	46,865	
AUXILIARY ENTERPRISES AND OTHER ACTIVITIES					
Intercollegiate Athletics-Administration					
23. William C. Bibb					1
From: Director of Athletics		100	12	60,500	
To: Director of Athletics	9/1	100	12	61,000	
CURRENT RESTRICTED FUNDS					
Development Office					
24. Margaret Ann Abbe					2
From: Associate Director		100	12	42,975	
To: Associate Director	9/1	100	12	44,264	

U. T. BOARD OF REGENTS' MEETING

DECEMBER 6, 1990

OTHER FISCAL ITEMS

The following agreements have been awarded by U. T. Arlington, with the concurrence of the appropriate Executive Vice Chancellor, and are recommended for approval by the U. T. Board of Regents:

1. Item: Director of Athletics
- Funds: Current salary rate with legislative mandated cost of living increases
- Period: August 31, 1990 through August 31, 1993
- Description: Extension of Contract for the Employment of Director of Intercollegiate Athletics, William C. Bibb, for the above designated period. During such period, Mr. Bibb shall have the responsibility for the planning, supervision and coordination of all aspects of the Intercollegiate Athletic program. His performance shall be subject to annual review by the President and, at his discretion, he may be relieved of duties as Director and assigned to other duties within the University for the period remaining under this agreement. Such employment under this agreement is subject to the Constitution and Bylaws of the National Collegiate Athletic Association and the Southland Conference, the Rules and Regulations of the Board of Regents of The University of Texas System and The University of Texas at Arlington. The violation of the provisions of such constitution, bylaws, rules or regulations shall be grounds for suspension without pay or dismissal.

THE UNIVERSITY OF TEXAS AT AUSTIN

Office of the President

October 15, 1990


Dr. James P. Duncan
Executive Vice Chancellor
for Academic Affairs
The University of Texas System
114 West 7th Street
Norwood Tower - 7th Floor
Austin, Texas 78701

Attn: System Budget Office

Dear Dr. Duncan:

The docket for the December 6, 1990, meeting of the Board of Regents is submitted for your recommendation and presentation to the Board.

Sincerely,



William H. Cunningham
President

WHC:jw
Enclosures

THE UNIVERSITY OF TEXAS AT AUSTIN

U.T. BOARD OF REGENTS' MEETING

December 6, 1990

TABLE OF CONTENTS

Gifts from Private Donors and Foundations.....	A- 3
Substantive Catalogue Changes.....	A- 5
Sale of University Owned Property.....	A- 7
Business Contracts for Services.....	A- 8
Funds Coming In	
Funds Going Out	
Construction Contracts of \$300,000 or Less	
Trademark License Agreements.....	A-12
License Agreement.....	A-16
Contracts and Grants for Research, Development, Clinical and Educational Services:	
Over \$500,000 (Funds Coming In and/or Funds Going Out)	A-17
Foreign (Funds Coming In and/or Funds Going Out)	A-20
All Others.....	A-21
Amendments to the 1989-1990 Budget.....	A-22
(including faculty and staff appointments and changes in status and transfers of funds within existing budget totals)	
Amendments to the 1990-1991 Budget.....	A-23
(including faculty and staff appointments and changes in status and transfers of funds within existing budget totals)	
Other Fiscal Items.....	A-37

THE UNIVERSITY OF TEXAS AT AUSTIN

U. T. BOARD OF REGENTS' MEETING

December 6, 1990

GIFTS FROM PRIVATE DONORS AND FOUNDATIONS

The following gifts have been received and are recommended for acceptance by the U. T. Board of Regents:

<u>Donor</u>	<u>Purpose</u>	<u>Amount</u>
1. Anonymous	Department of Mathematics in the College of Natural Sciences for computer equipment	\$ 350,000.00
2. Exxon Education Foundation L. S. Berlin Post Office Box 500 Florham Park, New Jersey 07932	The University-gift matching employee contributions	41,266.50
3. *Glitsch, Inc. Post Office Box 660053 Dallas, Texas 75266-0053	Center for Energy Studies in the College of Engineering for the Separations Research Program	36,000.00
4. Houston Endowment Inc. J. H. Creekmore President Post Office Box 52338 Houston, Texas 77052	McDonald Observatory for the Spectroscopic Survey Telescope	500,000.00
5. *International Business Machines Corporation 150 Kettletown Road Southbury, Connecticut 06488	Department of Computer Sciences in the College of Natural Sciences for a faculty development award	30,000.00

*No letter of transmittal from the donor.

THE UNIVERSITY OF TEXAS AT AUSTIN
 Gifts from Private Donors and Foundations
 U. T. Board of Regents' Meeting December 6, 1990

<u>Donor</u>	<u>Purpose</u>	<u>Amount</u>
6. International Business Machines Corporation Thomas J. Watson Research Center Klaus Schwarz Manager Dynamical Phenomena Post Office Box 218 Yorktown Heights, New York 10598	Department of Physics in the College of Natural Sciences for a graduate fellowship award	\$ 30,000.00
7. *Texas Instruments Incorporated Defense Systems and Electronics Group Post Office Box 660425 Dallas, Texas 75266	Department of Electrical and Computer Engineering in the College of Engineering for research	30,000.00
8. The Welch Foundation Jack S. Josey President 4605 Post Oak Place Suite 200 Houston, Texas 77027	Department of Chemistry in the College of Natural Sciences for the Robert A. Welch Chair in Chemistry	250,000.00

The following nonmonetary gifts have also been received:

9. Hewlett Packard Tony Napolitan, Jr. University Grants Manager Post Office Box 10301 Palo Alto, California 94303-0890	Equipment to the Department of Aerospace Engineering and Engineering Mechanics in the College of Engineering	59,955.00***
10. Mr. and Mrs. David L. Moseley Dodge, Bush & Moseley 950 Echo Lane, Suite 180 Houston, Texas 77024	Collection of U. S. Patent and Trademark "Official Gazettes" to the General Libraries	37,500.00***

*No letter of transmittal from the donor.

***Noncash gift - other. The amount stated is the estimated value on the date of receipt by The University of Texas at Austin.

THE UNIVERSITY OF TEXAS AT AUSTIN

U.T. BOARD OF REGENTS' MEETING

DECEMBER 6, 1990

CATALOGUE CHANGES

The following listing summarizes the changes proposed to the Catalogue of The University of Texas at Austin. These catalogue changes have been passed by the University Council, approved by me, and approved by the Executive Vice Chancellor for Academic Affairs. The complete text of the changes can be found in the Documents and Proceedings of the University Council, pages 12782-12783, 12805-12806, 12931-12935, 12790-12791, 12792-12794, 12923-12930, and 12936-12937 .

College of Fine Arts Catalogue for 1989-91

Current bulletin
page number

Summary of Proposed Changes

32

Guitar is added as an instrument of study within the Applied
Orchestral Instrument Major, Bachelor of Music Degree.

College of Communication Catalogue for 1989-91

Current bulletin
page number

Summary of Proposed Changes16, 19, 21,
24, and 26

For the Bachelor of Science in Advertising, Bachelor of
Science in Communications Sciences and Disorders,
Bachelor of Journalism, Bachelor of Science in Radio-
Television-Film, and Bachelor of Science in Speech, the
three semester hour requirement in British or American
literature is made more flexible by allowing students to take
any three semester hour literature course taught by the
Department of English. In addition, the requirement for one
substantial writing component course is increased to two
such courses.

School of Law Catalogue for 1990-92

Current bulletin
page number

Summary of Proposed Changes21, 24-26, and
28-29

The School of Law is changing from its currently used
numeric grading system to a grading system based on letter
grades with \pm modifiers.

THE UNIVERSITY OF TEXAS AT AUSTIN
 U.T. BOARD OF REGENTS MEETING
 DECEMBER 6, 1990

CATALOGUE CHANGES (continued)

College of Natural Sciences Catalogue for 1989-91

<u>Current bulletin page number</u>	<u>Summary of Proposed Changes</u>
130	For the Department of Physics program for undergraduate majors to earn Special Honors in Physics, the current requirement for a comprehensive honors examination is modified to require a written honors thesis approved by faculty readers assigned by the Department.
40	For the Bachelor of Science in Home Economics degree program, the title of Option III, Coordinated Undergraduate Program in Dietetics, is changed to Coordinated Program in Dietetics.
46	For the Bachelor of Science in Home Economics degree program, the studio art courses which may be taken to fulfill art sequence requirements under Option VI, Interior Design, are redesignated to strengthen the program.
48	For the Bachelor of Science in Home Economics degree program, Option VII, Child Development and Family Relationships, the number of semester hours of required education courses is reduced from fifteen to nine by replacing a six semester hour Curriculum and Instruction course with a six semester hour Home Economics course. Additional changes are made in specific home economics courses needed to fulfill major requirements.
47-50	For the Bachelor of Science in Home Economics, Child Development and Family Relationships Option, the Sequence B program is eliminated since it was designed to meet certification requirements for teaching children from prekindergarten through grade six in public schools and the Texas Legislature required changes in programs designed to lead to teacher certification effective September 1991.
37-40, 43, and 46-47	For the Bachelor of Science in Home Economics, specific home economics course changes are made within several Options. Under the Option in Nutrition and the Coordinated Undergraduate Program in Dietetics, students are allowed to complete part of the English/Writing requirement with a three semester hour course which emphasizes oral communication. Under the Option in Coordinated Undergraduate Program in Dietetics, Management 325 is added as a course selection to fulfill an upper-division Business Administration requirement.
25	For the Bachelor of Arts, Plan 1, major program in Microbiology, it is stipulated that three semester hours of biology must be met by completing Biology 302 and recommended that Biology 303 be part of a student's degree program.

THE UNIVERSITY OF TEXAS AT AUSTIN

U. T. BOARD OF REGENTS' MEETING

December 6, 1990

SALE OF UNIVERSITY-OWNED PROPERTY

1. Item Sold: 3,000,000 gallons of No. 2 fuel oil
Amount: \$0.7526 per gallon
Purchaser: The Anschutz Marketing & Transportation Co.
Department: Department of Utilities
Explanation: The oil inventory, originally stored as an alternative fuel in the event of a natural gas curtailment, is no longer needed as a result of changes in The University's natural gas supply.

THE UNIVERSITY OF TEXAS AT AUSTIN

U. T. BOARD OF REGENTS' MEETING

December 6, 1990

BUSINESS CONTRACTS FOR SERVICES

(FUNDS COMING IN)

The following contracts have been awarded, have been administratively approved by the appropriate Executive Vice Chancellor, and are recommended for ratification by the U. T. Board of Regents:

1. Agency: Almetris Women's Cooperative, Unit F
Funds: \$1,467.75 per month
Period: September 1, 1990 through August 31, 1991
Title/Description: Lease the premises known as Almetris Co-op located at 2610 Whitis, Austin, Texas
2. Agency: Century Women's Cooperative, Unit D
Funds: \$1,313.25 per month
Period: September 1, 1990 through August 31, 1991
Title/Description: Lease the premises known as Century Co-op located at 2610 Whitis, Austin, Texas
3. Agency: Department of the Navy
Funds: \$12,000
Period: October 1, 1990 through September 30, 1991
Title/Description: Renew the lease for eighty feet of dock space and the surrounding area located at the Institute for Geophysics' dock in Galveston, Texas
4. Agency: Felecia Women's Cooperative, Unit B
Funds: \$1,467.75 per month
Period: September 1, 1990 through August 31, 1991
Title/Description: Lease the premises known as Felecia Co-op located at 2610 Whitis, Austin, Texas
5. Agency: Gebauer Women's Cooperative, Unit C
Funds: \$1,313.25 per month
Period: September 1, 1990 through August 31, 1991
Title/Description: Lease the premises known as Gebauer Co-op located at 2610 Whitis, Austin, Texas
6. Agency: Halstead Women's Cooperative, Unit 2
Funds: \$772.20 per month
Period: September 1, 1990 through August 31, 1991
Title/Description: Lease the premises known as Halstead Co-op located at 2610 Whitis, Austin, Texas
7. Agency: Margaret Peck Women's Cooperative, Unit A
Funds: \$1,467.75 per month
Period: September 1, 1990 through August 31, 1991
Title/Description: Lease the premises known as Margaret Peck Co-op located at 2610 Whitis, Austin, Texas

(Funds Coming In)

8. Agency: Pearce Women's Cooperative, Unit 6
 Funds: \$772.20 per month
 Period: September 1, 1990 through August 31, 1991
 Title/Description: Lease the premises known as Pearce Co-op located at 2610 Whitis, Austin, Texas
9. Agency: Smith Women's Cooperative, Unit E
 Funds: \$1,467.75 per month
 Period: September 1, 1990 through August 31, 1991
 Title/Description: Lease the premises known as Smith Co-op located at 2610 Whitis, Austin, Texas
10. Agency: Texas Amusement Games
 Funds: 50% commission on gross receipts
 Period: September 1, 1990 through August 31, 1991
 Title/Description: Install and maintain game room equipment in The University of Texas residence halls
11. Agency: Theadorne Women's Cooperative, Unit 5
 Funds: \$772.20 per month
 Period: September 1, 1990 through August 31, 1991
 Title/Description: Lease the premises known as Theadorne Co-op located at 2610 Whitis, Austin, Texas
12. Agency: Shangri-La Women's Cooperative, Unit 3
 Funds: \$772.20 per month
 Period: September 1, 1990 through August 31, 1991
 Title/Description: Lease the premises known as Shangri-La Co-op located at 2610 Whitis, Austin, Texas
13. Agency: Valhalla Women's Cooperative, Unit 1
 Funds: \$772.20 per month
 Period: September 1, 1990 through August 31, 1991
 Title/Description: Lease the premises known as Valhalla Co-op located at 2610 Whitis, Austin, Texas
14. Agency: Wakonda Women's Cooperative, Unit 4
 Funds: \$772.20 per month
 Period: September 1, 1990 through August 31, 1991
 Title/Description: Lease the premises known as Wakonda Co-op located at 2610 Whitis, Austin, Texas

(Funds Going Out)

15. Agency: Creative Plant Designs Inc.
 Funds: \$160.00 per month
 Period: September 1, 1990 through August 31, 1991
 Title/Description: Provide weekly maintenance of the interior foliage plants of the new Recreational Sports facility

(Funds Going Out)

16. Agency: ESCO Elevators, Inc.
 Funds: \$135 per month
 Period: May 5, 1990 through May 4, 1995
 Title/Description: Provide full maintenance service to one passenger elevator located in the E. P. Shoch Building on The University of Texas campus
17. Agency: Hardin Interests, Trustee
 Funds: \$23,904 per month
 Period: July 1, 1990 through June 30, 1991
 Title/Description: Renew the lease office space in the property known as the Atrium Office Centre located at 8701 Mopac, Austin, Texas for the Institute for Geophysics
18. Agency: Pharmaco Dynamics Research, Inc.
 Funds: \$11,557 per month
 Period: November 1, 1990 through October 31, 1993
 Title/Description: Renew the lease of office space in the property known as the Pharmaco Building located at 2901 N. Interregional Highway, Austin, Texas for the Center for Space Research
19. Agency: Rodriguez Concession, Inc.
 Funds: d/b/a Austin Concession
 17% commission on concession stand sales,
 17% on merchandise stand sales, and
 25.9% on individual vendor sales
 Period: September 4, 1990 through August 31, 1991
 Title/Description: Renew the current agreement providing for athletic event concession staffing services on The University of Texas campus for various events held in Memorial Stadium, Disch-Falk Field, and occasionally other facilities during the 1990-1991 school year
20. Agency: S.G.E., Incorporated
 Funds: \$1,000 per month
 Period: August 1, 1990 through October 31, 1991
 Title/Description: Lease office and laboratory space in the property known as SGE Building located at 2007 Kramer Lane, Austin, Texas for the Austin Technology Incubator

The University of Texas at Austin
 U. T. Board of Regents' Meeting
 December 6, 1990
 Business Contracts for Services (Continued)

MINOR CONSTRUCTION PROJECTS, as authorized by U.T. Board of Regents' Rules and Regulations, Part Two, Chapter VIII, Section 2 (Projects previously approved by the Board of Regents and/or those for Minor Repair and Remodeling for \$300,000.00 or less.)

1. Contractor: Aus-Tex Plumbing, Heating, A/C, Inc.
 Amount: \$298,000.00
 Source of Funds: WCH-Renovate 2nd Floor 36-0319-9027
 Date of Contract: September 26, 1990
 Estimated Completion: February 22, 1991
 Project Title: Second Floor Remodeling, Will C. Hogg Building
 Brief Description: Furnish all materials, labor, plant, equipment, miscellaneous and incidental work needed to remodel the Dean's suite on the second floor of Will C. Hogg Building in accordance with the drawings and specifications.

2. Contractor: Elk Electric, Inc.
 Amount: \$9,815.00
 Source of Funds: BFL-Electrical Service 36-0319-9078
 Date of Contract: September 18, 1990
 Estimated Completion: December 1, 1990
 Project Title: Extension of Electrical System to Fish Ponds, Brackenridge Field Labs
 Brief Description: Installation of pole line equipment and underground electrical circuits at the fish ponds, Brackenridge Field Labs

THE UNIVERSITY OF TEXAS AT AUSTIN

U. T. BOARD OF REGENTS' MEETING

December 6, 1990

TRADEMARK LICENSE AGREEMENTS

The following agreements have been awarded and are recommended for approval by the U. T. Board of Regents. All product approvals are in accordance with Paragraphs 10.1(C) and (D) and 11.1 of the Trademark Agreement.

1. Licensee: American Rug Craftsman, Inc.
Sugar Valley, Georgia 30746
Fee-Royalty: \$50.00, 6%
Period: July 1, 1990 through December 31, 1992
Description: Rugs of various sizes and styles.
2. Licensee: Antigua Sportswear, Inc.
Scottsdale, Arizona 85258
Fee-Royalty: \$100.00, 7%
Period: August 1, 1990 through December 31, 1992
Description: Wearing apparel, which includes all types of clothing.
3. Licensee: Athletic Bag Company
Salt Lake City, Utah 84127
Fee-Royalty: \$50.00, 6%
Period: August 1, 1990 through December 31, 1992
Description: Bags, various types and sizes.
4. Licensee: B. A. T. Manufacturing
Irving, Texas 75061
Fee-Royalty: \$50.00, 6%
Period: August 1, 1990 through December 31, 1992
Description: Bean bag chairs.
5. Licensee: Bikestream, Inc.
Midland, Texas 79701
Fee-Royalty: \$50.00, 6%
Period: August 1, 1990 through December 31, 1992
Description: "Aqua Stream", a 32oz canteen.
6. Licensee: Custom Keys
Orem, Utah
Fee-Royalty: \$50.00, 6%
Period: August 1, 1990 through December 31, 1992
Description: Key chains/key rings.

7. Licensee: Diversified North American
Canyon Country, California 91351
Fee-Royalty: \$100.00, 7% for items in Category A and 6% for
items in Category B
Period: June 1, 1990 through December 31, 1992
Description: Category A consists of wearing apparel, which
includes all types of clothing, caps/hats and
footwear. Category B consists of novelties/
collectables.
8. Licensee: Dynex Sport Optics, Inc.
Hackensack, New Jersey 07601
Fee-Royalty: \$50.00, 6%
Period: August 1, 1990 through December 31, 1992
Description: Fashion eyewear.
9. Licensee: Fan-See Products, Inc.
Nashville, Tennessee 37204
Fee-Royalty: \$50.00, 6%
Period: September 1, 1990 through December 31, 1992
Description: "Fan-See" decals.
10. Licensee: Go Graphics, A Partnership
Austin, Texas 78744
Fee-Royalty: \$100.00, 7%
Period: October 1, 1990 through December 31, 1992
Description: Wearing apparel, which includes all types of
clothing.
11. Licensee: Golf Gear, Inc.
Austin, Texas 78748
Fee-Royalty: \$50.00, 6%
Period: July 1, 1990 through December 31, 1992
Description: "GolfLite" brand golf bag and other golf accessories.
12. Licensee: Imports International, Inc.
Omaha, Nebraska 68127
Fee-Royalty: \$50.00, 6%
Period: June 1, 1990 through December 31, 1992
Description: Brass lamps.
13. Licensee: InformaTees
Garland, Texas 75041
Fee-Royalty: \$100.00, 7%
Period: September 1, 1990 through December 31, 1992
Description: Wearing apparel, which includes all types of
clothing.
14. Licensee: Interiors of Stone Mountain, Inc.
Decatur, Georgia 30030
Fee-Royalty: \$50.00, 6%
Period: July 1, 1990 through December 31, 1992
Description: Bean bag chair covers.
15. Licensee: James Avery Craftsman, Inc.
Kerrville, Texas 78029-1367
Fee-Royalty: \$50.00, 6%
Period: July 1, 1990 through December 31, 1992
Description: Jewelry.

16. Licensee: Mats Unlimited
Brooklyn, Michigan 49230
Fee-Royalty: \$50.00, 6%
Period: August 1, 1990 through December 31, 1992
Description: Mats made of polypropylene vinyl.
17. Licensee: Northwest Knitting Mills
Spokane, Washington 99201
Fee-Royalty: \$100.00, 7%
Period: July 1, 1990 through December 31, 1992
Description: Sweatshirts.
18. Licensee: Parr Designs
Dallas, Texas 75206
Fee-Royalty: \$50.00, 3.1%
Period: October 1, 1990 through December 31, 1992
Description: "Southwest Conference College Salute", a personal computer software package.
19. Licensee: Pro Marq Graphics, Inc.
Lenexa, Kansas 66215
Fee-Royalty: \$100.00, 7%
Period: September 1, 1990 through December 31, 1992
Description: Wearing apparel, which includes all types of clothing, T's, and crews.
20. Licensee: Puremco Manufacturing Co., Inc.
Waco, Texas 76703
Fee-Royalty: \$00.00, 6%
Period: January 1, 1989 through December 31, 1992
Description: Dominoes.
21. Licensee: Raintree Buckle & Jewelry, Inc.
North Hollywood, California 91605
Fee-Royalty: \$00.00, 6%
Period: January 1, 1987 through December 31, 1992
Description: Novelties/collectables/personal accessories, which includes, but is not limited to buckles, belts, keychains, money clips, and pins.
22. Licensee: Serta Mattress Company
Austin, Texas
Fee-Royalty: \$50.00, 6%
Period: September 1, 1990 through December 31, 1992
Description: Mattresses.
23. Licensee: Smart Dog Products
Picayune, Mississippi 39466
Fee-Royalty: \$50.00, 6%
Period: August 1, 1990 through December 31, 1992
Description: Novelties/collectables, which includes "Doggie Tees" and other pet wear.
24. Licensee: Turbo Sportswear, Inc.
Perth Amboy, New Jersey 08861
Fee-Royalty: \$100.00, 7%
Period: September 1, 1990 through December 31, 1992
Description: Wearing apparel, which includes all types of clothing.

25. Licensee: University Sportswear (A Texas Corporation)
Nacogdoches, Texas 75961
Fee-Royalty: \$100.00, 7%
Period: October 1, 1990 through December 31, 1992
Description: Wearing apparel, which includes, but is not limited to caps, jackets, t-shirts, sweatshirts, and other apparel.
26. Licensee: Winn & Kuo Company (A Partnership)
Austin, Texas 78741
Fee-Royalty: \$50.00, 6%
Period: August 1, 1990 through December 31, 1992
Description: "Buton" brand cushions.
27. Licensee: World Clock Company
Flint, Michigan 48503
Fee-Royalty: \$50.00, 6%
Period: August 1, 1990 through December 31, 1992
Description: Wall clocks.
28. Licensee: Zookies Sales Corporation
Freehold, New Jersey 07728
Fee-Royalty: \$100.00, 7%
Period: October 1, 1990 through December 31, 1993
Description: Wearing apparel, which includes all types of clothing.

THE UNIVERSITY OF TEXAS AT AUSTIN

U.T. BOARD OF REGENTS' MEETING

DECEMBER 6, 1990

LICENSE AGREEMENT

The following agreement has been awarded and is recommended for approval by the U.T. Board of Regents:

1. Licensee: Ken Zeran Productions
New York, New York 10010
- Fee-Royalty: Running royalty of 7 % of gross sales to The University of Texas at Austin and a continuing royalty of 10% of gross sales to the The University of Texas ExStudents' Association. After the gross sales equal \$50,000, The University of Texas at Austin will receive an additional 7%.
- Period: September 1, 1989 through August 31, 1999, unless sooner terminated, and renewable, thereafter, by written agreement of both parties.
- Description: Royalty-bearing, nonexclusive license under The University's rights in a number of trademarks/service marks and music ("The Eyes of Texas" and "Texas Fight") for use in a videotape relating to the spirit and campus life of The University of Texas at Austin.

THE UNIVERSITY OF TEXAS AT AUSTIN

U.T. BOARD OF REGENTS' MEETING

DECEMBER 6, 1990

CONTRACTS OR GRANTS OVER \$500,000

(FUNDS COMING IN)

The following contracts or grants in an amount over \$500,000, have been awarded, have been administratively approved by the Executive Vice Chancellor for Academic Affairs, and are recommended for approval by the U. T. Board of Regents.

1. Grantor: Gas Research Institute
 No.: 5087-214-1544 - Amendment No. 2
 New funds: \$1,289,858 additional
 Current period: 8/1/87 - 7/31/91
 Title/Description: Geologic Evaluation of Critical Production Parameters for Coalbed Methane Resources

2. Grantor: Department of the Navy/Space & Naval Warfare Systems Command
 No.: N00039-88-C-0043 - Modification P00038
 New funds: \$768,750 additional
 Current period: (Unchanged) 12/7/87 - 12/31/90
 Title/Description: ARL:SPAWAR Omnibus Contract

3. Grantor: U. S. Department of Energy
 No.: DE-FG05-87ER25048 - Amendment No. A002
 New funds: \$567,169 additional
 Current period: 8/1/87 - 7/31/93
 Title/Description: Parallel Supercomputing: Advanced Methods, Algorithms and Software for Large-Scale Problems

4. Grantor: Department of the Army/AMCCOM
 No.: DAAA21-90-D-0009
 New funds: None
 Current period: 5/25/90 - 5/24/95
 Title/Description: Establishes Federally Funded Research and Development Center for Long Term Research in Electromechanics and Hypervelocity Mechanics

5. Grantor: Department of the Army/AMCCOM
 No.: DAAA21-90-D-0009 - Delivery Order 0001
 New funds: \$1,000,000.
 Current period: 5/25/90 - 5/24/95
 Title/Description: Federally Funded Research and Development Center for Long Term Research in Electromechanics and Hypervelocity Mechanics

6. Grantor: Texas State Department of Highways and Public Transportation
 No.: CHRPA 90-91/Contract No. 501XXA4004
 New funds: \$3,838,732.
 Current period: 9/1/90 - 8/31/91
 Title/Description: Cooperative Transportation Research Program: 1990-91

7. Grantor: California Institute of Technology/Jet
Propulsion Laboratory
No.: 958862
New funds: \$910,000.
Current period: 9/25/90 - 9/24/94
Title/Description: Precision Orbit Determination Software
Modification and TOPEX Post-Launch Global
Positioning System Radio Metric Data Processing
and Analysis
8. Grantor: Gas Research Institute
No.: 5089-260-1902
New funds: \$1,105,039.
Current period: 11/1/89 - 10/31/92
Title/Description: Characterization and Quantification of Geologic
and Petrophysical Heterogeneity in Fluvia-
Deltaic Reservoirs
9. Grantor: Department of the Navy/Office of Naval Research
David Taylor Research Center
No.: N61533-90-C-0066
New funds: \$999,636.
Current period: 8/13/90 - 8/12/92
Title/Description: Homopolar Machinery and Current Collector
Technology
10. Grantor: Department of the Navy / Office of Naval Research
David Taylor Research Center
No. N61533-90-C-0066 - Modification P00001
New funds: \$700,000 additional
Current period: (Unchanged) 8/13/90 - 8/12/92
Title/Description: Homopolar Machinery and Current Collector
Technology
11. Grantor: Department of Energy
No.: DE-FG05-88ER53267 - Amendment No. A007
New funds: \$1,480,000 additional
Current period: (Unchanged) 1/1/88 - 10/31/90
Title/Description: Texas Experimental Tokamak: A Plasma Research
Facility
- (FUNDS GOING OUT)
12. Grantor: Envirocorp Services & Technology, Inc.
No.: Subcontract under UT-Austin Prime Gas
Research Institute Contract 5088-212-1718
Funds: \$8,099,794.
Current period: 8/15/88 - 8/14/91
Title/Description: Secondary Natural Gas Recovery: Targeted
Technology Applications for Infield Reserve
Growth
13. Grantor: Research & Engineering Consultants, Inc.
No.: Subcontract under UT-Austin Prime Gas
Research Institute Contract 5088-212-1718
Funds: \$1,666,762.
Current period: 8/15/88 - 8/14/91
Title/Description: Secondary Natural Gas Recovery: Targeted
Technology Applications for Infield Reserve
Growth

The University of Texas at Austin
Contracts or Grants over \$500,000
UT Regents' Meeting December 6, 1990

14. Grantor: ResTech, Inc.
No.: Subcontract under UT-Austin Prime Gas
Research Institute Contract 5088-212-1718
Funds: \$1,229,307.
Current period: 8/15/88 - 8/14/91
Title/Description: Secondary Natural Gas Recovery: Targeted
Technology Applications for Infield Reserve
Growth

THE UNIVERSITY OF TEXAS AT AUSTIN

U.T. BOARD OF REGENTS' MEETING

DECEMBER 6, 1990

FOREIGN CONTRACTS AND GRANTS FOR RESEARCH,
DEVELOPMENT, CLINICAL AND EDUCATIONAL SERVICES

(FUNDS COMING IN)

The following items have been awarded and are recommended for approval by the U.T. Board of Regents:

1. Country: Japan
Business/Entity: Various Donors - Ricoh Co., Ltd.
No.: Grant letter executed 2/5/88
New funds: \$1,000.
Current period: 9/1/90 - 8/31/99
Title/Description: Industrial Collaborations

2. Country: Japan
Business/Entity: The Japan Foundation
No.: Grant letter dated 10/23/89 - Supplement dated 8/24/90
New funds: \$25,341 additional
Current period: (Unchanged) 9/1/89 - 8/31/92
Title/Description: Enhancement of Japanese Language Offerings at the University of Texas-Austin

3. Country: Norway
Business/Entity: Norwegian Hydrographic Service/Statens Kartverk
No.: Memorandum of Agreement
New funds: \$14,000.
Current period: 9/14/90 - 2/28/91
Title/Description: Norwegian Hydrographic Service Training and Troubleshooting Assistance

4. Country: Venezuela
Business/Entity: Various Donors - Intevp, S.A.
No.: Research Participation Letter Agreement - Amendment No. 2
New funds: \$22,500 additional
Current period: 1/1/90 - 12/31/90
Title/Description: Wellbore Stability in Deviated Boreholes

(FUNDS GOING OUT)

NONE

U. T. BOARD OF REGENTS' MEETING

DECEMBER 6, 1990

CONTRACTS AND GRANTS FOR RESEARCH, DEVELOPMENT, CLINICAL
AND EDUCATIONAL SERVICES

Since the Docket for the previous meeting of the U. T. Board of Regents, the following activity has taken place with regard to Contracts and Grants for Research, Development, Clinical and Educational Services:

- I. Non-Governmental Contracts and Grants (Funds Coming In)
- a. 1990 A1433-A1497 Number of Initial Grant and Contract Awards
\$2,403,579.06 Value of Awards
- b. 1990 A1498-A1521 Number of Fiscal Amendments to Grant and Contract Awards (Increasing or Decreasing by \$10,000)
\$906,917.00 Total of Increased Funding
\$ Total of Reduced Funding
- II. Non-Governmental Contracts and Grants (Funds Going Out)
- a. 1990 A1522-A1530 Number of Initial Grant and Contract Awards
\$236,895.00 Value of Awards
- b. 1990 A1531-A1531a Number of Fiscal Amendments to Grant and Contract Awards (Increasing or Decreasing by \$10,000)
\$64,992.00 Total of Increased Funding
\$ Total of Reduced Funding
- III. State and Local Government Contracts and Grants (Funds Coming In)
- a. 1990 A1532-A1576 Number of Initial Grant and Contract Awards
\$3,543,896.00 Value of Awards
- b. 1990 A1577-A1590 Number of Fiscal Amendments to Grant and Contract Awards (Increasing or Decreasing by \$10,000)
\$530,197.00 Total of Increased Funding
\$ Total of Reduced Funding
- IV. State and Local Government Contracts and Grants (Funds Going Out)
- a. 1990 A1591-A1601 Number of Initial Grant and Contract Awards
\$329,531.85 Value of Awards
- b. 1990 A1602-A1612 Number of Fiscal Amendments to Grant and Contract Awards (Increasing or Decreasing by \$10,000)
\$352,192.00 Total of Increased Funding
\$ Total of Reduced Funding
- V. Federal Government Contracts and Grants (Funds Coming In)
- a. 1990 A1613-A1666 Number of Initial Grant and Contract Awards
\$3,846,932.88 Value of Awards
- b. 1990 A1667-A1714 Number of Fiscal Amendments to Grant and Contract Awards (Increasing or Decreasing by \$10,000)
\$3,501,650.00 Total of Increased Funding
\$ 249,201.00 Total of Reduced Funding
- VI. Federal Government Contracts and Grants (Funds Going Out)
- a. 1990 A1715-A1716 Number of Initial Grant and Contract Awards
\$62,071.00 Value of Awards
- b. _____ Number of Fiscal Amendments to Grant and Contract Awards (Increasing or Decreasing by \$10,000)
\$ Total of Increased Funding
\$ Total of Reduced Funding

THE UNIVERSITY OF TEXAS AT AUSTIN

U. T. BOARD OF REGENTS' MEETING

December 6, 1990

AMENDMENTS TO THE 1990 OPERATING BUDGET

TRANSFERS OF FUNDSRBC

GENERAL ADMINISTRATION AND STUDENT SERVICES

Vice President for Business Affairs

1. Amount of Transfer: \$288,081 149

From: Interest on Current Restricted Funds-Time Deposits

TO: Commencement Expenses

To provide necessary funds for the May 1990 commencement with President Bush as speaker.

SPECIAL ITEMS

Institute for Advanced Technology

2. Amount of Transfer: \$186,462 151

From: Office of the President-Lapsed Balances GASS

To: Maintenance and Operation (\$61,462), Special Equipment (\$125,000)

To provide start up funds for the Institute for Advanced Technology.

3. Amount of Transfer: \$150,000 150

From: Office of the President-Lapsed Balances GASS

To: Wages

To provide start up funds for the Institute for Advanced Technology.

THE UNIVERSITY OF TEXAS AT AUSTIN

U. T. BOARD OF REGENTS' MEETING

DECEMBER 6, 1990

AMENDMENTS TO THE 1991 OPERATING BUDGET

The term "rate" for academic institutions is the full-time nine-month base rate and for health institutions is the full-time twelve month base rate; for all other personnel it is the full-time rate, the appointee receiving a proportionate amount depending upon the fraction of time for which he is appointed and the period of his appointment. Source of funds for payment of salaries, unless otherwise shown, is the departmental salaries account.

1. APPOINTMENTS TO NAMED PROFESSORSHIPS, ENDOWED FELLOWSHIPS, ENDOWED PROFESSORSHIPS, AND ENDOWED CHAIRS - 1991 BUDGET

Appointments were approved through Agenda or Docket action at prior meetings of the Board of Regents, as follows:

<u>Professorship or Chair and Department or School</u>	<u>Nine Months Academic Rate</u>	<u>Chair or Professorship Appointment</u>	<u>Effective Date</u>
COLLEGE OF LIBERAL ARTS			
Economics			
Rex G. Baker, Jr Professor Of Political Economy			
1. McAfee, R Preston (RBC 99, 100)	80,000	80,000	9/01
Government			
Centennial Commission Chair In Liberal Arts			
2. Braybrooke, David (RBC 59, 60)	80,000	100,000	9/01
History and Center for African and Afro-American Studies			
Mastin Gentry White Professor In Southern History			
3. Wright, George C (RBC 65, 66, 67, 68)	72,000	77,000	9/01
History			
Oliver H Radkey Regents Professor In History			
4. Barker, Nancy N (RBC 61, 62)	56,300	60,300	9/01
Sociology			
Dallas TACA Centennial Professor In Liberal Arts			
5. Butler, Johnny S (RBC 71, 72, 73)	65,000	69,000	9/01

THE UNIVERSITY OF TEXAS AT AUSTIN

U. T. BOARD OF REGENTS' MEETING

DECEMBER 6, 1990

AMENDMENTS TO THE 1991 OPERATING BUDGET
(continued)

<u>Professorship or Chair and Department or School</u>	<u>Nine Months Academic Rate</u>	<u>Chair or Professorship Appointment</u>	<u>Effective Date</u>
COLLEGE OF NATURAL SCIENCES			
Mathematics			
Sid W Richardson			
Foundation Regents Chair			
In Mathematics #4			
6. Tate, John T	110,000	130,000	9/01
(RBC 29, 52, 53)			
COLLEGE OF BUSINESS ADMINISTRATION			
Management			
Joe B Cook Professor In			
Business Administration			
7. Sullivan, Robert S	96,000	113,000	9/01
(RBC 46, 47, 48, 94)			
COLLEGE OF ENGINEERING			
Electrical And Computer Engineering			
Schlumberger Centennial			
Chair In Engineering			
8. Swartzlander, Earl E	117,000	117,000	9/01
(RBC 21, 93)			

THE UNIVERSITY OF TEXAS AT AUSTIN

U. T. BOARD OF REGENTS' MEETING

DECEMBER 6, 1990

AMENDMENTS TO THE 1991 OPERATING BUDGET
(continued)

<u>Item, Department, Title, Name</u>	<u>Effective Date</u>	<u>% Time</u>	<u>Full-time Salary</u>		<u>RBC</u>
			<u>No. Mos.</u>	<u>Rate</u>	
<u>APPOINTMENTS, PROMOTIONS, AND SALARY INCREASES</u>					
GENERAL ADMINISTRATION AND STUDENT SERVICES					
Office Of The Vice President For Business Affairs					
Associate Vice President For Business Affairs					
9. Powell, Joe A	9/01	100	12	75,700	95
Vice President For Student Affairs And Intercollegiate Athletics for Men					
10. Campbell, Earl C					80 81
From: Special Assistant			100	12	48,230
To: Special Assistant	9/01	100	12	48,569	
GENERAL INSTITUTIONAL EXPENSE					
Frank C Erwin, Jr. Special Events Center Director					
11. Graham, John M	9/01	100	12	65,000	41
COLLEGE OF LIBERAL ARTS					
American Studies					
12. Crosby, Alfred W					74
From: Professor			100	09	44,700
To: Professor	9/01	100	09	55,000	
Center for Asian Studies					
Associate Professor					
13. Moag, Rodney	9/01	100	09	35,000	85
English And Center For Mexican American Studies					
Professor					
14. Limon, Jose E	9/01	100	09	56,000	86 87

THE UNIVERSITY OF TEXAS AT AUSTIN

U. T. BOARD OF REGENTS' MEETING

DECEMBER 6, 1990

AMENDMENTS TO THE 1991 OPERATING BUDGET
(continued)

<u>Item, Department, Title, Name</u>	<u>Effective Date</u>	<u>% Time</u>	<u>Full-time Salary</u>		<u>RBC</u>
			<u>No. Mos.</u>	<u>Rate</u>	
<u>APPOINTMENTS, PROMOTIONS, AND SALARY INCREASES</u>					
COLLEGE OF LIBERAL ARTS (continued)					
History					
15. Knight, Alan S					88
From: Annabel Irion Worsham Centennial Professor		100	09	65,200	
To: Annabel Irion Worsham Centennial Professor	9/01	0	09	80,000	
Language And Area Center For Latin American Studies And Government Professor					
16. Cleaves, Peter S	9/01	100	09	95,000	76 77 78 79
COLLEGE OF NATURAL SCIENCES					
Chemistry					
17. Mallouk, Thomas E					32
From: Associate Professor		100	09	44,300	
To: Associate Professor	9/01	100	09	52,000	
Physics And Astronomy					
18. Weinberg, Steven					30 31 57
From: Regental Professor And Jack S Josey-Welch Foundation Chair In Science		100	09	183,402	
To: Regental Professor And Jack S Josey-Welch Foundation Chair In Science	9/01	100	09	185,738	

THE UNIVERSITY OF TEXAS AT AUSTIN

U. T. BOARD OF REGENTS' MEETING

DECEMBER 6, 1990

AMENDMENTS TO THE 1991 OPERATING BUDGET
(continued)

<u>Item, Department, Title, Name</u>	<u>Effective Date</u>	<u>% Time</u>	<u>Full-time Salary</u>		<u>RBC</u>
			<u>No. Mos.</u>	<u>Rate</u>	
<u>APPOINTMENTS, PROMOTIONS, AND SALARY INCREASES</u>					
COLLEGE OF EDUCATION					
Educational Administration And Office Of The Dean Of Education					
19. Justiz, Manuel J					38
					39
					43
					44
From: A M Aikin Regents Chair In Education Leadership And Dean		100	09	87,750	
To: A M Aikin Regents Chair In Education Leadership And Dean	9/01	100	09	89,250	
Educational Administration And Office Of The Dean Of Education Associate Professor And Assistant Dean For Teacher Education And Student Affairs					
20. Kameen, Marilyn C	9/01	100	09	46,125	63
					64
Educational Administration Professor					
21. Harris, Benjamin M	9/01	25	09	51,320	90
22. McIntyre, Kenneth E	9/01	25	09	43,470	89
COLLEGE OF ENGINEERING					
Aerospace Engineering And Engineering Mechanics					
23. Stearman, Ronald O					33
From: Professor		100	09	64,100	
To: Professor	9/01	100	09	70,000	

THE UNIVERSITY OF TEXAS AT AUSTIN

U. T. BOARD OF REGENTS' MEETING

DECEMBER 6, 1990

AMENDMENTS TO THE 1991 OPERATING BUDGET
(continued)

Item, Department, Title, Name	Effective Date	% Time	Full-time Salary		RBC
			No. Mos.	Rate	
<u>APPOINTMENTS, PROMOTIONS, AND SALARY INCREASES</u>					
COLLEGE OF FINE ARTS					
Drama And Office Of The Dean Of Fine Arts					
24. Whitmore, Jon S					34 40 58
From: Effie Marie Cain Regents Chair In Fine Arts And Dean		100	09	83,250	
To: Effie Marie Cain Regents Chair In Fine Arts And Dean	9/01	100	09	84,000	
Drama					
Professor					
25. Isackes, Richard	9/01	100	09	50,000	23
Associate Professor					
26. Cohen, David C	9/01	100	09	46,000	22
Music					
27. Grantham, Donald J					69
From: Associate Professor		100	09	37,973	
To: Associate Professor	9/01	100	09	43,500	
SCHOOL OF NURSING					
28. Sands, Dolores					35 42 55 56
From: Laura Lee Blanton Chair In Nursing And Joseph H Blades Centennial Memorial Professor In Nursing And Dean		100	09	70,500	
To: Laura Lee Blanton Chair In Nursing And Joseph H Blades Centennial Memorial Professor In Nursing And Dean	9/01	100	09	71,250	

THE UNIVERSITY OF TEXAS AT AUSTIN

U. T. BOARD OF REGENTS' MEETING

DECEMBER 6, 1990

AMENDMENTS TO THE 1991 OPERATING BUDGET
(continued)

<u>Item, Department, Title, Name</u>	<u>Effective Date</u>	<u>% Time</u>	<u>Full-time Salary</u>		<u>RBC</u>
			<u>No. Mos.</u>	<u>Rate</u>	
<u>APPOINTMENTS, PROMOTIONS, AND SALARY INCREASES</u>					
SCHOOL OF NURSING (continued)					
Professor					
29. Kjervik, Diane K	9/01	100	09	58,000	91
30. Grobe, Susan J					36 45
From: Associate Professor		100	09	56,221	
To: Associate Professor And Director	9/01	100	09	58,021	
31. Laffrey, Shirley C	9/01	100	09	56,000	37
AIR FORCE SCIENCE					
32. Cox, Mickey Carl					54
From: Assistant Professor		0		0	
To: Associate Professor	9/01	0		0	
SPECIAL ITEMS					
McDonald Observatory Director Ad Interim					
33. Bash, Frank N	9/01	100	12	98,000	70
Bureau Of Engineering Research Facility Manager					
34. Wenner, Edward J	9/01	100	12	65,000	92

U. T. BOARD OF REGENTS' MEETING

December 6, 1990

AMENDMENTS TO THE 1991 OPERATING BUDGET
(Continued)

TRANSFERS OF FUNDS

RBC

GENERAL ADMINISTRATION AND STUDENT SERVICES
Student Financial Services

35. Amount of Transfer: \$220,000 97

From: Minority Scholarships

TO: Graduate Minority Fellowships

Transfer funds for Graduate Fellowships as part of the University's commitment to increase minorities in the graduate programs.

36. Amount of Transfer: \$110,000 98

From: Minority Scholarships

TO: Law School Scholarships-Culturally and Economically Disadvantaged Students

To increase assistance to minorities in the Law School.

GENERAL INSTITUTIONAL EXPENSE

Vice President for Development and University Relations

37. Amount of Transfer: \$282,619 8

From: Office of the President-Brackenridge Land Rentals-Other Operating

TO: Development Office Operating Account-Classified Salaries (\$112,596), Fringe Benefits (\$30,063), Other Expenses (\$30,655), Publications and Mail (\$43,890), Computer Rental and Purchased Services (\$26,940), Travel (\$5,000), Special Equipment (\$33,475)

To provide funds for additional staffing, operating costs and equipment for the Development Office.

COLLEGE OF LIBERAL ARTS

Economics

38. Amount of Transfer: \$125,000 26

From: Office of the President-New Faculty Positions

TO: Faculty Salaries

To provide funds for two Assistant Professor positions and one Lecturer position.

THE UNIVERSITY OF TEXAS AT AUSTIN

U. T. BOARD OF REGENTS' MEETING

December 6, 1990

AMENDMENTS TO THE 1991 OPERATING BUDGET
(Continued)TRANSFERS OF FUNDSRBC

COLLEGE OF LIBERAL ARTS (continued)

Government

39. Amount of Transfer: \$101,000 27

From: Office of the President-New Faculty Positions

TO: Faculty Salaries

To provide funds for two Assistant Professor positions and one Lecturer position.

COLLEGE OF NATURAL SCIENCES

Office of the Dean

40. Amount of Transfer: \$2,500,000 7

From: Office of the President-Natural Sciences Special Equipment

TO: Special Equipment

To provide equipment allocation for 1990-91.

Botany

41. Amount of Transfer: \$100,000 12

From: Office of the Dean of Natural Sciences-Special Equipment

TO: Start-up Funds-Morejohn

Funds for start-up equipment purchases.

Chemistry

42. Amount of Transfer: \$125,000 13

From: Office of the Dean of Natural Sciences-Special Equipment

TO: Start-up Funds-Raybuck

Funds for start-up equipment purchases.

43. Amount of Transfer: \$190,518 10

From: Office of the Dean of Natural Sciences-Special Equipment

TO: Special Equipment

Funds for purchase of a 300-MHz solid state NMR Spectrometer.

THE UNIVERSITY OF TEXAS AT AUSTIN

U. T. BOARD OF REGENTS' MEETING

December 6, 1990

AMENDMENTS TO THE 1991 OPERATING BUDGET
(Continued)TRANSFERS OF FUNDSRBCCOLLEGE OF NATURAL SCIENCES (continued)
Chemistry (continued)

44. Amount of Transfer: \$175,000 11
 From: Office of the Dean of Natural Sciences-Special Equipment
 TO: Start-up Funds-Iverson
 Funds for start-up equipment purchases.

Mathematics

45. Amount of Transfer: \$210,000 17
 From: Office of the President-New Faculty Positions
 TO: Faculty Salaries
 To provide funds for seven Lecturer positions.

Physics

46. Amount of Transfer: \$180,000 18
 From: Office of the President-New Faculty Positions
 TO: Faculty Salaries
 To provide funds for six Lecturer positions.

47. Amount of Transfer: \$121,000 14
 From: Office of the Dean of Natural Sciences-Special Equipment
 TO: Start-up Funds-Sitz
 Funds for start-up equipment purchases.

48. Amount of Transfer: \$100,000 15
 From: Office of the Dean of Natural Sciences-Special Equipment
 TO: Start-up Funds-Shih
 Funds for start-up equipment purchases.

49. Amount of Transfer: \$110,000 16
 From: Office of the Dean of Natural Sciences-Special Equipment
 TO: Start-up Funds-Markert
 Funds for start-up equipment purchases.

THE UNIVERSITY OF TEXAS AT AUSTIN

U. T. BOARD OF REGENTS' MEETING

December 6, 1990

AMENDMENTS TO THE 1991 OPERATING BUDGET
(Continued)TRANSFERS OF FUNDSRBCCOLLEGE OF NATURAL SCIENCES (continued)
Physics (continued)

50. Amount of Transfer: \$175,000 9

From: Office of the Dean of Natural Sciences-Special Equipment

TO: Start-up Funds-Heinzen

Funds for start-up equipment purchases.

COLLEGE OF BUSINESS ADMINISTRATION
Accounting

51. Amount of Transfer: \$130,000 19

From: Office of the President-New Faculty Positions

TO: Faculty Salaries

To provide funds for two Senior Lecturer positions and one Lecturer position.

Finance

52. Amount of Transfer: \$143,500 20

From: Office of the President-New Faculty Positions

TO: Faculty Salaries

To provide funds for one Assistant Professor position, one Senior Lecturer position and one Lecturer position.

COLLEGE OF COMMUNICATION
Radio-Television-Film

53. Amount of Transfer: \$300,000 5

From: Office of the President-Special Equipment and Operations

TO: Special Equipment

To provide funds for the replacement of equipment in the studio classrooms.

THE UNIVERSITY OF TEXAS AT AUSTIN

U. T. BOARD OF REGENTS' MEETING

December 6, 1990

AMENDMENTS TO THE 1991 OPERATING BUDGET
(Continued)TRANSFERS OF FUNDSRBC

COLLEGE OF ENGINEERING

Office of the Dean

54. Amount of Transfer: \$2,500,000 6

From: Office of the President-Engineering Special Equipment

To: Equipment Replacement

To provide equipment allocation for 1990-91.

SCHOOL OF LAW

55. Amount of Transfer: \$100,000 3

From: Office of the President-Special Equipment and Operations

To: Text Processing Equipment

To provide funds for the purchase of new equipment to replace the Wang System in the School of Law.

MEASUREMENT AND EVALUATION CENTER

56. Amount of Transfer: \$115,257 25

From: Office of the President-Remedial Education

To: Texas Academic Skills Program-Administrative and Professional Salaries (\$33,000), Faculty Salaries (\$44,833), Classified Personnel (\$35,148), Wages (\$2,276)

To establish 1990-91 budget for the Texas Academic Skills Program.

UNALLOCATED ACCOUNTS

57. Amount of Transfer: \$1,000,000 96

From: Office of the President-Computer Equipment Acquisition

To: Computer Equipment Acquisition-Equipment Acquisition

To transfer funds for the acquisition of computer equipment.

U. T. BOARD OF REGENTS' MEETING

December 6, 1990

AMENDMENTS TO THE 1991 OPERATING BUDGET
(Continued)TRANSFERS OF FUNDSRBC

GENERAL LIBRARY

58. Amount of Transfer: \$143,145 1

From: Special Programs Support Services-Classified Personnel

TO: Special-Classified Personnel

To transfer account funds to the General Libraries principal personnel accounts. Classified personnel were transferred to this account in the automated reappointment process.

59. Amount of Transfer: \$124,491 2

From: University Archives-Classified Personnel

TO: Barker Texas History Center-Classified Personnel

To transfer account funds to the General Libraries principal personnel accounts. Classified personnel were transferred to this account in the automated reappointment process.

60. Amount of Transfer: \$650,000 4

From: Office of the President-Special Equipment and Operations

TO: Pforzheimer Collection

To provide funds for acquisition of the Pforzheimer Collection pursuant to the University's written agreement with the Perot Foundation.

SPECIAL ITEMS

Bureau of Engineering Research

61. Amount of Transfer: \$2,365,000 50

From: Office of the President-Special Equipment and Operations
(\$1,365,000), Allocation for Budget Adjustment (\$1,000,000)TO: Microelectronics and Engineering Research Building-
Administrative and Professional Salaries (\$65,000),
Special Equipment (\$2,300,000)

To provide funds for the appointment of the facility manager and for special equipment needs for the Microelectronics and Engineering Research Building.

THE UNIVERSITY OF TEXAS AT AUSTIN

U. T. BOARD OF REGENTS' MEETING

December 6, 1990

AMENDMENTS TO THE 1991 OPERATING BUDGET
(Continued)TRANSFERS OF FUNDSRBC

PLANT FUNDS

- | | |
|--|----|
| 62. Amount of Transfer: \$298,000 | 24 |
| From: Interest Earned on Construction Funds | |
| TO: WCH - Renovate 2nd Floor | |
| To fund the remodeling of the Office of the Dean of Natural Sciences in the Will C. Hogg Building. | |
| 63. Amount of Transfer: \$1,000,000 | 51 |
| From: Repair Projects | |
| TO: WCH - Microelectronics and Engineering Research Building-Moving Costs | |
| To fund costs related to moving equipment into the Microelectronics and Engineering Research Building. | |

THE UNIVERSITY OF TEXAS AT AUSTIN

U.T. BOARD OF REGENTS' MEETING

December 6, 1990

OTHER FISCAL ITEMS

The following agreements have been awarded by U. T. Austin, with the concurrence of the appropriate Executive Vice Chancellor, and are recommended for approval by the U. T. Board of Regents:

1. Item: Men's and Women's Diving Coach
 Funds: \$32,350
 Period: September 1, 1990 through August 31, 1995
 Description: Agreement for employment of Diving Coach of Intercollegiate Athletics, Michael Brown, for the above designated period. During such period, Mr. Brown shall have the responsibility for the planning, supervision and coordination of all aspects of the Intercollegiate Athletic program. His performance shall be subject to annual review by the President and, at his discretion, he may be relieved of duties as Diving Coach and assigned to other duties within The University for the period remaining under this agreement. Such employment under this agreement is subject to the Constitution and Bylaws of the National Collegiate Athletic Association and the Trans America Athletic Conference, the Rules and Regulations of the Board of Regents of The University of Texas System and The University of Texas at Austin. The violation of the provisions of such constitution, bylaws, rules or regulations shall be grounds for suspension without pay or dismissal.

2. Item: Women's Volleyball Coach
 Funds: \$42,733
 Period: September 1, 1990 through August 31, 1992
 Description: Agreement for employment of Volleyball Coach of Intercollegiate Athletics, Michael Haley, for the above designated period. During such period, Mr. Haley shall have the responsibility for the planning, supervision and coordination of all aspects of the Intercollegiate Athletic program. His performance shall be subject to annual review by the President and, at his discretion, he may be relieved of duties as Volleyball Coach and assigned to other duties within The University for the period remaining under this agreement. Such employment under this agreement is subject to the Constitution and Bylaws of the National Collegiate Athletic Association and the Trans America Athletic Conference, the Rules and Regulations of the Board of Regents of The University of Texas System and The University of Texas at Austin. The violation of the provisions of such constitution, bylaws, rules or regulations shall be grounds for suspension without pay or dismissal.

3. Item: Women's Tennis Coach

Funds: \$31,534

Period: September 1, 1990 through August 31, 1992

Description: Agreement for employment of Tennis Coach of Intercollegiate Athletics, Jeffrey Moore, for the above designated period. During such period, Mr. Moore shall have the responsibility for the planning, supervision and coordination of all aspects of the Intercollegiate Athletic program. His performance shall be subject to annual review by the President and, at his discretion, he may be relieved of duties as Tennis Coach and assigned to other duties within The University for the period remaining under this agreement. Such employment under this agreement is subject to the Constitution and Bylaws of the National Collegiate Athletic Association and the Trans America Athletic Conference, the Rules and Regulations of the Board of Regents of The University of Texas System and The University of Texas at Austin. The violation of the provisions of such constitution, bylaws, rules or regulations shall be grounds for suspension without pay or dismissal.

4. Item: Women's Track & Field Coach

Funds: \$55,491

Period: September 1, 1990 through August 31, 1994

Description: Agreement for employment of Track & Field Coach of Intercollegiate Athletics, Terry Crawford, for the above designated period. During such period, Mr. Crawford shall have the responsibility for the planning, supervision and coordination of all aspects of the Intercollegiate Athletic program. His performance shall be subject to annual review by the President and, at his discretion, he may be relieved of duties as Track & Field Coach and assigned to other duties within The University for the period remaining under this agreement. Such employment under this agreement is subject to the Constitution and Bylaws of the National Collegiate Athletic Association and the Trans America Athletic Conference, the Rules and Regulations of the Board of Regents of The University of Texas System and The University of Texas at Austin. The violation of the provisions of such constitution, bylaws, rules or regulations shall be grounds for suspension without pay or dismissal.

5. Item: Women's Basketball Coach

Funds: \$74,400

Period: September 1, 1990 through August 31, 1995

Description: Agreement for employment of Basketball Coach of Intercollegiate Athletics, Addie Jo Conradt, for the above designated period. During such period, Ms. Conradt shall have the responsibility for the planning, supervision and coordination of all aspects of the Intercollegiate Athletic program. Her performance shall be subject to annual review by the President and, at his discretion, she may be relieved of duties as Basketball Coach and assigned to other duties within The University for the period remaining under this agreement. Such employment under this agreement is subject to the Constitution and Bylaws of the National Collegiate Athletic Association and the Trans America Athletic Conference, the Rules and Regulations of the Board of Regents of The University of Texas System and The University of Texas at Austin. The violation of the provisions of such constitution, bylaws, rules or regulations shall be grounds for suspension without pay or dismissal.

6. Item: Women's Swimming Coach

Funds: \$55,000

Period: September 1, 1990 through August 31, 1993

Description: Agreement for employment of Swimming Coach of Intercollegiate Athletics, Mark Schubert, for the above designated period. During such period, Mr. Schubert shall have the responsibility for the planning, supervision and coordination of all aspects of the Intercollegiate Athletic program. His performance shall be subject to annual review by the President and, at his discretion, he may be relieved of duties as Swimming Coach and assigned to other duties within The University for the period remaining under this agreement. Such employment under this agreement is subject to the Constitution and Bylaws of the National Collegiate Athletic Association and the Trans America Athletic Conference, the Rules and Regulations of the Board of Regents of The University of Texas System and The University of Texas at Austin. The violation of the provisions of such constitution, bylaws, rules or regulations shall be grounds for suspension without pay or dismissal.

October 17, 1990

Dr. James P. Duncan
Executive Vice Chancellor
for Academic Affairs
The University of Texas System
601 Colorado Street
Austin, Texas 78701

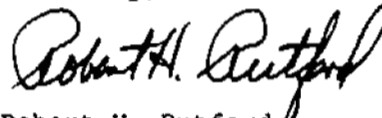
Attn: System Budget Office

Dear Dr. Duncan:

The docket for the December 6, 1990 meeting of the Board of Regents is submitted for your recommendation and presentation to the Board.

I recommend approval.

Sincerely,



Robert H. Rutford
President

RHR:lc

THE UNIVERSITY OF TEXAS AT DALLAS

U. T. BOARD OF REGENTS' MEETING

DECEMBER 6, 1990

TABLE OF CONTENTS

	<u>Page No.</u>
Gifts from Private Donors and Foundations	D- 3
Business Contracts for Services	D- 4
Funds Coming In	
Funds Going Out	
Contracts and Grants for Research, Development, Clinical and Educational Services	
All Others	D- 5

THE UNIVERSITY OF TEXAS AT DALLAS

U. T. BOARD OF REGENTS' MEETING

DECEMBER 6, 1990

GIFTS FROM PRIVATE DONORS AND FOUNDATIONS

The following gifts have been received and are recommended for acceptance by the U. T. Board of Regents:

<u>Donor</u>	<u>Purpose</u>	<u>Amount</u>
1. The Clark Foundation Robert H. Middleton, Chairman The Board of Trustees 6116 N. Central Expressway Suite 906 Dallas, Texas 75206	Anson L. Clark Memorial Fund	\$ 90,000.00
2. Lena Callier Trust Fund Mr. Dan Kelly NCNB Texas P. O. Box 83791 Dallas, Texas 75283-0791	Callier Center for Communications Disorders	\$ 57,557.21*

The following nonmonetary gift has also been received:

3. Mr. Jerry N. Jordan Independent Executor Estate of Mary Sue Wilhelm Preston Common East, Suite 500 8115 Preston Road Dallas, Texas 75225	Dr. Oscar Wilhelm Memorial Student Research Fund Securities	\$ 60,501.00**
---	---	----------------

*No letter of transmittal from the donor

**Noncash gift - unsold stock. The amount stated is the value of the stock on the date of receipt by the institution.

U. T. BOARD OF REGENTS' MEETING

DECEMBER 6, 1990

BUSINESS CONTRACTS FOR SERVICES

(FUNDS COMING IN)

The following contracts have been awarded, have been administratively approved by the appropriate Executive Vice Chancellor, and are recommended for ratification by the U. T. Board of Regents:

1. Agency: CompuFile, Inc., a Texas Corporation
 Funds: \$1,142.64
 Period: September 1, 1990 through March 31, 1991
 Title/Description: Lease approximately 415.5 square feet in Advanced Technology Innovation Center
2. Agency: DeltaMed Corporation, a Delaware Corporation
 Funds: \$14,637.14
 Period: July 1, 1990 through December 31, 1990
 Title/Description: Lease approximately 7,280 square feet in Advanced Technology Innovation Center
3. Agency: Integral Technology Corporation (ITC)
 A Texas Corporation
 Funds: \$5,865.78
 Period: June 1, 1990 through November 30, 1990
 Title/Description: Lease approximately 2,133 square feet in Advanced Technology Innovation Center
4. Agency: Visual Data Systems, Incorporated
 A Texas Corporation
 Funds: \$984.09
 Period: August 1, 1990 through October 31, 1990
 Title/Description: Lease approximately 706.1 square feet in Advanced Technology Innovation Center

(FUNDS GOING OUT)

5. Agency: Excellence in Education Foundation
 A Texas Non-Profit Corporation
 Funds: None
 Period: May 1, 1990
 Title/Description: Excellence in Education Foundation assigns to University of Texas System for the use of The University of Texas at Dallas all rights to a building located 1/4 on UT System land and 3/4 on EEF land, and leases to UT System for the use of UT Dallas the land the building is located upon, a 50-foot wide parking area, and the road used for ingress and egress from the building.

U. T. BOARD OF REGENTS' MEETING

DECEMBER 6, 1990

CONTRACTS AND GRANTS FOR RESEARCH, DEVELOPMENT, CLINICAL AND EDUCATIONAL SERVICES

Since the Docket for the previous meeting of the U. T. Board of Regents, the following activity has taken place with regard to Contracts and Grants for Research, Development, Clinical and Educational Services:

- I. Non-Governmental Contracts and Grants (Funds Coming In)
 - a. 1990 D 165 Number of Initial Grant and Contract Awards
\$ 25,000 Value of Awards
 - b. 1990 D 166-167 Number of Fiscal Amendments to Grant and Contract Awards (Increasing or Decreasing by \$10,000)
\$ 165,000 Total of Increased Funding
\$ None Total of Reduced Funding
- II. Non-Governmental Contracts and Grants (Funds Going Out)
 - a. 1990 D 168 Number of Initial Grant and Contract Awards
\$ 13,000 Value of Awards
 - b. _____ Number of Fiscal Amendments to Grant and Contract Awards (Increasing or Decreasing by \$10,000)
\$ None Total of Increased Funding
\$ None Total of Reduced Funding
- III. State and Local Government Contracts and Grants (Funds Coming In)
 - a. 1990 D 169-171 Number of Initial Grant and Contract Awards
\$ 90,416 Value of Awards
 - b. 1990 D 172-173 Number of Fiscal Amendments to Grant and Contract Awards (Increasing or Decreasing by \$10,000)
\$ 32,589 Total of Increased Funding
None Total of Reduced Funding
- IV. State and Local Government Contracts and Grants (Funds Going Out)
 - a. 1990 D 174 Number of Initial Grant and Contract Awards
\$ 15,000 Value of Awards
 - b. 1990 D 175 Number of Fiscal Amendments to Grant and Contract Awards (Increasing or Decreasing by \$10,000)
\$ 70,000 Total of Increased Funding
\$ None Total of Reduced Funding
- V. Federal Government Contracts and Grants (Funds Coming In)
 - a. 1990 D 176-178 Number of Initial Grant and Contract Awards
\$ 57,549 Value of Awards
 - b. 1990 D 179-180 Number of Fiscal Amendments to Grant and Contract Awards (Increasing or Decreasing by \$10,000)
\$ 103,499 Total of Increased Funding
\$ None Total of Reduced Funding
- VI. Federal Government Contracts and Grants (Funds Going Out)
 - a. None Number of Initial Grant and Contract Awards
\$ None Value of Awards
 - b. None Number of Fiscal Amendments to Grant and Contract Awards (Increasing or Decreasing by \$10,000)
\$ None Total of Increased Funding
\$ None Total of Reduced Funding

THE UNIVERSITY OF TEXAS AT EL PASO

October 23, 1989

Dr. James P. Duncan
Executive Vice Chancellor
for Academic Affairs
The University of Texas System
601 Colorado Street
Austin, Texas 78701

Attn: System Budget Office

Dear Dr. Duncan:

The docket for the December 6, 1990 meeting of the Board of Regents is submitted for your recommendation and presentation to the Board.

I recommend approval.

Sincerely,



Diana Natalicio
President

DN:lda

TABLE OF CONTENTS

	<u>Page No.</u>
Business Contracts for Services	EP- 3
Funds Going Out	
Construction Contracts of \$300,000 or Less	
Standard Affiliation Agreements	EP-4
Trademark License Agreements	EP-5
Contracts and Grants for Research, Development, Clinical and Educational Services	
Over \$500,000 (Fund Coming In and/or Funds Going Out)	EP-6
Foreign (Fund Coming In and/or Funds Going Out)	EP-7
All Others	EP-8
Endowed Chairs and Named Professorships (Non-Initial, Non-Budgeted Appointments)	EP-9
Amendments to the 1990 Budget	EP-10
(including faculty and staff appointments and changes in status and transfers of funds within existing budget totals)	
Amendments to the 1991 Budget	EP-11
(including faculty and staff appointments and changes in status and transfers of funds within existing budget totals)	
Other Fiscal Items	EP-16

U. T. BOARD OF REGENTS' MEETING

DECEMBER 6, 1990

BUSINESS CONTRACTS FOR SERVICES

(FUNDS GOING OUT)

The following contract has been awarded, has been administratively approved by the appropriate Executive Vice Chancellor, and is recommended for ratification by the U. T. Board of Regents:

1. Agency: Computer Cheque of El Paso, Check Verification Company
 Funds: Per Contract
 Period: September 1, 1990 through August 31, 1991
 Title/Description: Vendor agrees to furnish the University check verification and collection services.

MINOR CONSTRUCTION PROJECTS, as authorized by U. T. Board of Regents' Rules and Regulations, Part Two, Chapter VIII, Section 2 (Projects previously approved by the Board of Regents and/or those for Minor Repair and Remodeling for \$300,000.00 or less.)

2. Contractor: Sun City Analytical
 Amount: \$4,900
 Source of Funds: Institutional Project Funds
 Date of Contract: October 8, 1990
 Estimated Completion Date: October 24, 1990
 Project Title: Various Buildings Asbestos Abatement
 Brief Description: Asbestos removal

U. T. BOARD OF REGENTS' MEETING

DECEMBER 6, 1990

STANDARD AFFILIATION AGREEMENTS

The agreements recommended for approval by the U. T. Board of Regents are based on the model agreement adopted on December 16, 1977.

1. Facility: Texas Department of Human Services - CPS
Austin, Texas
Date: September 10, 1990
Purpose: To provide children's protective related educational experiences for social work internship UT-El Paso students.

2. Facility: AIM Magazine
El Paso, Texas
Date: August 3, 1990
Purpose: To provide art interest and music magazine/advertising related educational experiences for Journalism UT-El Paso students.

U. T. BOARD OF REGENTS' MEETING

DECEMBER 6, 1990

TRADEMARK LICENSE AGREEMENTS

The following agreement has been awarded and is recommended for approval by the U. T. Board of Regents. All product approvals are in accordance with Paragraphs 10.1(C) and (D) and 11.1 of the Trademark Agreement.

1. Licensee: Towel Caddy by Shelby, Inc.
117 West Farmers Road
Seagoville, Texas 75159
- Fee-Royalty: \$50, 6%
- Period: September 1, 1990 through December 31, 1992
- Description: "Towel Caddy", a towel and towel holder, and other Golf Accessories; as may be approved.

THE UNIVERSITY OF TEXAS AT EL PASO

U. T. BOARD OF REGENTS' MEETING

DECEMBER 6, 1990

CONTRACTS OR GRANTS OVER \$500,000

(FUNDS COMING IN)

The following contracts or grants in an amount over \$500,000, have been awarded, have been administratively approved by the appropriate Executive Vice Chancellor, and are recommended for approval by the U. T. Board of Regents.

1. Grantor: W. K. Kellogg Foundation
No.: Award Letter
New Funds: \$940,172
Current Period: September 1, 1990 through August 31, 1993
Title/Description: School Centered Health Education and Services for Rural Communities.

2. Grantor: National Science Foundation
No.: Amendment No. 2 to Cooperative Agreement RII-8802973
New Funds: \$909,276
Current Period: Year 3: October 1, 1990 through September 30, 1991
Title/Description: Minority Research Center for Excellence in Material Sciences.

U. T. BOARD OF REGENTS' MEETING

DECEMBER 6, 1990

FOREIGN CONTRACTS AND GRANTS FOR RESEARCH,
DEVELOPMENT AND EDUCATIONAL SERVICES

(FUNDS GOING OUT)

The following item has been awarded and is recommended for approval by the U. T. Board of Regents:

1. Country: France
Business/Entity: L'Association pour le Developpement de l'Enseignement et des Recherches Provence Alpes Cote d'Azur ADER PACA
No.: Agreement Number 89/90-246
New Funds: \$40,000
Current Period: October 1, 1990 through March 31, 1991
Title/Description: Development of Semiconductor Polymers Cross-Linked by a Conjugated (or Non-Conjugated) Chromophore such as a Photochromic Spiropyran Compound.

U. T. BOARD OF REGENTS' MEETING

DECEMBER 6, 1990

CONTRACTS AND GRANTS FOR RESEARCH, DEVELOPMENT, CLINICAL AND EDUCATIONAL SERVICES

Since the Docket for the previous meeting of the U. T. Board of Regents, the following activity has taken place with regard to Contracts and Grants for Research, Development, Clinical and Educational Services:

- I. Non-Governmental Contracts and Grants (Funds Coming In)
 - a. 1990 EP 303-307 Number of Initial Grant and Contract Awards
\$ 88,300 Value of Awards
 - b. 1990 EP None Number of Fiscal Amendments to Grant and Contract Awards (Increasing or Decreasing by \$10,000)
\$ None Total of Increased Funding
\$ None Total of Reduced Funding
- II. Non-Governmental Contracts and Grants (Funds Going Out)
 - a. 1990 EP None Number of Initial Grant and Contract Awards
\$ None Value of Awards
 - b. 1990 EP None Number of Fiscal Amendments to Grant and Contract Awards (Increasing or Decreasing by \$10,000)
\$ None Total of Increased Funding
\$ None Total of Reduced Funding
- III. State and Local Government Contracts and Grants (Funds Coming In)
 - a. 1990 EP 308-330 Number of Initial Grant and Contract Awards
\$ 460,313 Value of Awards
 - b. None Number of Fiscal Amendments to Grant and Contract Awards (Increasing or Decreasing by \$10,000)
\$ None Total of Increased Funding
\$ None Total of Reduced Funding
- IV. State and Local Government Contracts and Grants (Funds Going Out)
 - a. 1990 EP 331-346 Number of Initial Grant and Contract Awards
\$ 172,500 Value of Awards
 - b. None Number of Fiscal Amendments to Grant and Contract Awards (Increasing or Decreasing by \$10,000)
\$ None Total of Increased Funding
\$ None Total of Reduced Funding
- V. Federal Government Contracts and Grants (Funds Coming In)
 - a. 1990 EP 347-358 Number of Initial Grant and Contract Awards
\$ 1,541,665 Value of Awards
 - b. 1990 EP 359-363 Number of Fiscal Amendments to Grant and Contract Awards (Increasing or Decreasing by \$10,000)
\$ 149,331.06 Total of Increased Funding
\$ None Total of Reduced Funding
- VI. Federal Government Contracts and Grants (Funds Going Out)
 - a. 1990 EP 364-365 Number of Initial Grant and Contract Awards
\$ 125.00 Value of Awards
 - b. None Number of Fiscal Amendments to Grant and Contract Awards (Increasing or Decreasing by \$10,000)
\$ None Total of Increased Funding
\$ None Total of Reduced Funding

U. T. BOARD OF REGENTS' MEETING

DECEMBER 6, 1990

ENDOWED CHAIRS AND NAMED PROFESSORSHIPS
1990 NON-INITIAL, NON-BUDGETED APPOINTMENTS*

1. College: College of Engineering
Position: John T. MacGuire Professorship
Appointee/Title: Thomas McLean, Professor
Department: Mechanical & Industrial Engineering
Person Being Replaced: Vacant
Effective Date: September 1, 1990

*Personnel and Payroll information will be included in "Amendments to the 1989-90 Operating Budget" as appropriate in this or subsequent dockets.

U. T. BOARD OF REGENTS' MEETING

DECEMBER 6, 1990

AMENDMENTS TO THE 1990 BUDGET

The term "rate" for academic institutions is the full-time nine-month base rate and for health institutions is the full-time twelve month base rate; for all other personnel it is the full-time rate, the appointee receiving a proportionate amount depending upon the fraction of time for which he is appointed and the period of his appointment. Source of funds for payment of salaries, unless otherwise shown, is the departmental salaries account.

<u>Item, Department, Title, Name</u>	<u>Effective Date</u>	<u>% Time</u>	<u>Full-time Salary</u>		<u>RBC</u>
			<u>No. Mos.</u>	<u>Rate</u>	
<u>APPOINTMENTS, PROMOTIONS, AND SALARY INCREASES</u>					
GENERAL ADMINISTRATION AND STUDENT SERVICES					
Purchasing Office					
Director/Purchasing Agent					
1. Dave Brewer	8/1	100	12	44,000	37

U. T. BOARD OF REGENTS' MEETING

DECEMBER 6, 1990

AMENDMENTS TO THE 1991 BUDGET

The term "rate" for academic institutions is the full-time nine-month base rate and for health institutions is the full-time twelve month base rate; for all other personnel it is the full-time rate, the appointee receiving a proportionate amount depending upon the fraction of time for which he is appointed and the period of his appointment. Source of funds for payment of salaries, unless otherwise shown, is the departmental salaries account.

APPOINTMENTS TO NAMED PROFESSORSHIPS, ENDOWED FELLOWSHIPS, ENDOWED PROFESSORSHIPS, AND ENDOWED CHAIRS - 1991 BUDGET

Appointments were approved through Agenda or Docket action at prior meetings of the Board of Regents, as follows:

<u>Professorship or Chair and Department or School</u>	<u>Academic Rate</u>	<u>Chair or Professorship Appointment</u>	<u>Effective Date</u>
COLLEGE OF ENGINEERING Mechanical & Industrial John T. MacGuire Professorship 1. Thomas McLean (Tenure) (RBC 17)	51,049	55,049	9/01

U. T. BOARD OF REGENTS' MEETING

DECEMBER 6, 1990

AMENDMENTS TO THE 1991 BUDGET
(Continued)

Item, Department, Title, Name	Effective Date	% Time	Full-time Salary		RBC
			No. Mos.	Rate	
<u>APPOINTMENTS, PROMOTIONS, AND SALARY INCREASES</u>					
GENERAL ADMINISTRATION AND STUDENT SERVICES					
2. Dave Brewer	9/1	100	12	44,000	1
RESIDENT INSTRUCTION					
COLLEGE OF BUSINESS ADMINISTRATION					
Accounting/Office of the Dean					
3. Janet S. Omundson					3
From: Associate Professor		100	9	35,520	
To: Associate Professor/ Interim Assistant Dean (Tenure)	9/01	100	9	36,720	
Economics & Finance/Office of the Dean/ A.B. Templeton Professorship					
4. Timothy Roth					14
From: Professor/A.B. Templeton Professorship/Chair		100	9	64,085	
To: Professor/A.B. Templeton Professorship/Chairman	9/01	33	9	66,085	
Interim Dean	9/01	67	12	80,113	
Interim Dean (Tenure)	6/01/91	100	12	80,113	
Source of Funds:					
\$80,113 State					
\$ 6,000 Other Restricted Current Funds-A.B. Templeton Professorship					
Management					
5. Bruce Woodworth					4
From: Professor		100	9	51,551	
To: Associate Professor (Tenure)	9/01	100	9	49,551	
COLLEGE OF EDUCATION/SPECIAL ITEMS					
Educational Leadership & Counseling/Remedial Education					
6. Stanley Ball					20
From: Associate Professor		100	9	33,835	
To: Associate Professor/Director	9/01	100	9	36,535	
Director (Tenure)	6/01/91	100	9	36,535	

THE UNIVERSITY OF TEXAS AT EL PASO

U. T. BOARD OF REGENTS' MEETING

DECEMBER 6, 1990

AMENDMENTS TO THE 1991 BUDGET
(Continued)

Item, Department, Title, Name	Effective Date	% Time	Full-time Salary		RBC
			No. Mos.	Rate	
<u>APPOINTMENTS, PROMOTIONS, AND SALARY INCREASES</u>					
RESIDENT INSTRUCTION - Con't					
COLLEGE OF ENGINEERING					
Electrical Engineering/Office of the Dean					
7. Stephen Riter					5
From: Professor/		33	9	68,508	
Dean		67	12	90,641	
Dean		100	12	90,641	
To: Professor/	9/01	33	9	66,508	
Dean	9/01	67	12	93,093	
Dean	6/01/91	100	12	93,093	
(Tenure)					
COLLEGE OF ENGINEERING/CONTRACT RESEARCH AND SERVICE					
Mechanical & Industrial Engineering/Office of the Dean/El Paso Solar Pond					
8. Andrew Swift					21
From: Associate Professor		100	9	48,285	
To: Associate Professor/	9/01	100	9	49,485	
Assistant Dean					
(Tenure)					
Source of Funds:					
\$33,006.95 State					
\$ 1,830.44 Contract Research & Service-El Paso Solar Pond					
(9/1-9/30-33.3%)					
COLLEGE OF ENGINEERING/OTHER RESTRICTED FUNDS					
Mechanical & Industrial Engineering/Mr. & Mrs. MacIntosh Murchison					
Fellow in Engineering No. 3					
9. Juan Herrera					6
From: Associate Professor		100	9	48,129	
To: Associate Professor	9/01	100	9	52,129	
Source of Funds:					
\$49,629 State					
\$ 2,500 Mr. & Mrs. MacIntosh Murchison Fellow in Engineering No. 3					
COLLEGE OF ENGINEERING/GENERAL ADMINISTRATION & STUDENT SERVICES					
Metallurgical Engineering/Office Vice President for Academic Affairs					
10. Stephen Stafford					13
From: Professor/		75	9	54,321	
Assistant Dean		25	9	54,321	
To: Professor/	9/01	50	9	53,121	
Assistant Vice President	9/01	50	12	76,121	
Assistant Vice President	6/01/91	100	12	76,121	
(Tenure)					

U. T. BOARD OF REGENTS' MEETING

DECEMBER 6, 1990

AMENDMENTS TO THE 1991 BUDGET
(Continued)

<u>Item, Department, Title, Name</u>	<u>Effective Date</u>	<u>% Time</u>	<u>Full-time Salary</u>		<u>RBC</u>
			<u>No. Mos.</u>	<u>Rate</u>	
<u>APPOINTMENTS, PROMOTIONS, AND SALARY INCREASES</u>					
RESIDENT INSTRUCTION - Con't					
COLLEGE OF LIBERAL ARTS					
Art					
11. Charles Fensch					7
From: Professor		100	9	51,279	
To: Professor/Chairman (Tenure)	9/01	100	9	55,779	
English					
12. George Meyers					8
From: Associate Professor		100	9	32,260	
To: Associate Professor (Tenure)	9/01	100	9	33,760	
History					
13. Ellery Schalk					9
From: Professor		100	9	41,810	
To: Professor/Interim Chairman (Tenure)	9/01	100	9	43,010	
Language & Linguistics/Office of the Dean					
14. Charles Elerick					15
From: Professor		100	9	46,361	
To: Professor/Assistant Dean (Tenure)	9/01	100	9	47,561	
COLLEGE OF NURSING AND ALLIED HEALTH					
Nursing					
15. Mary H. Castillo					12
From: Associate Professor		100	9	38,421	
To: Associate Professor (Tenure)	9/01	100	9	40,000	
Nursing/Office of the Dean					
16. Audree Reynolds					18
From: Associate Professor		100	9	37,768	
To: Associate Professor/Interim Assistant Dean (Tenure)	9/01	100	9	38,968	

U. T. BOARD OF REGENTS' MEETING

DECEMBER 6, 1990

AMENDMENTS TO THE 1991 BUDGET
(Continued)

<u>Item, Department, Title, Name</u>	<u>Effective Date</u>	<u>% Time</u>	<u>Full-time Salary</u>		<u>RBC</u>
			<u>No. Mos.</u>	<u>Rate</u>	
<u>APPOINTMENTS, PROMOTIONS, AND SALARY INCREASES</u>					
RESIDENT INSTRUCTION - Con't					
COLLEGE OF NURSING AND ALLIED HEALTH					
Nursing/Office of the Dean					
17. Donna Mahr					19
From: Assistant Professor		100	9	39,457	
To: Assistant Professor/Interim Assistant Dean (Tenure)	9/01	100	9	40,657	
COLLEGE OF SCIENCE					
Physics					
18. Juan Lawson					11
From: Professor		100	9	57,122	
To: Professor/Chairman	9/01	100	9	58,322	
SERVICE DEPARTMENTS/COLLEGE OF ENGINEERING					
Computer Center/Computer Science					
19. John W. Starner					2
From: Director/Assistant Professor/Director		75 25 100	12 9 12	57,824 41,612 57,824	
To: Director/Assistant Professor/Director	9/01 9/01 6/01/91	75 25 100	12 9 12	61,042 41,612 61,042	

U. T. BOARD OF REGENTS' MEETING

DECEMBER 6, 1990

OTHER FISCAL ITEMS

The following item has been recommended by President Natalicio and the appropriate Executive Vice Chancellor, and is submitted for approval by the U. T. Board of Regents:

In recognition of their efforts during the 1989-90 Athletic season and for the outstanding results achieved by the program, it is recommended that a salary supplement be given as follows:

	<u>SALARY</u>	<u>BONUS</u>	<u>%</u>
<u>MEN'S BASKETBALL STAFF</u>			
Don Haskins, Head Coach	\$67,145	\$6,715	10%
Greg Lackey, Assistant Coach	\$28,114	\$2,811	10%
<u>MEN'S RIFLE TEAM</u>			
Tony Hammett, Rifle Coach	\$15,000	\$1,000	6.7%
<u>ATHLETIC TRAINER</u>			
David Binder, Head Trainer	\$31,199	\$1,500	4.8%

October 19, 1990

Dr. James P. Duncan
Executive Vice Chancellor
for Academic Affairs
The University of Texas System
601 Colorado Street
Austin, Texas 78701


Attn: System Budget Office

Dear Dr. Duncan:

The docket for the December 6, 1990 meeting of the Board of Regents is submitted for your recommendation and presentation to the Board.

I recommend approval.

Sincerely,



Miguel A. Nevarez
President

MAN:mls

U. T. BOARD OF REGENTS' MEETING

DECEMBER 6, 1990

TABLE OF CONTENTS

	<u>Page No.</u>
Substantive Catalog Changes	PA- 3
Contracts and Grants for Research, Development, Clinical and Educational Services	
All Others	PA- 4
Amendments to the 1990 Budget (including faculty and staff appointments and changes in status and transfers of funds within existing budget totals)	PA- 5
Amendments to the 1991 Budget (including faculty and staff appointments and changes in status and transfers of funds within existing budget totals)	PA- 6

U. T. BOARD OF REGENTS' MEETING

DECEMBER 6, 1990

APPROVAL OF THE 1990-92 CATALOG

This is the initial submission of the complete catalog for The University of Texas - Pan American. The 1989-90 catalog was compiled prior to the merger of Pan American University into the U. T. System and approved by the U. T. Board of Regents' acceptance of existing Pan American University policies and procedures by Minute Order dated August 10, 1989.

The current catalog proposed for 1990-92 has been revised to comply with U. T. System policies and has been reviewed and administratively approved by the Executive Vice Chancellor for Academic Affairs and the Office of General Counsel. The catalog copy is on file with the Office of Academic Affairs. Subsequent proposals involving substantive changes to the catalog will be recommended for approval via the docket in the standard format.

U. T. BOARD OF REGENTS' MEETING

DECEMBER 6, 1990

CONTRACTS AND GRANTS FOR RESEARCH, DEVELOPMENT, CLINICAL
AND EDUCATIONAL SERVICES

Since the Docket for the previous meeting of the U. T. Board of Regents, the following activity has taken place with regard to Contracts and Grants for Research, Development, Clinical and Educational Services:

- I. Non-Governmental Contracts and Grants (Funds Coming In)
- a. 1990 PA 49-59 Number of Initial Grant and Contract Awards
\$ 13,850.00 Value of Awards
- b. None Number of Fiscal Amendments to Grant and Contract
 Awards (Increasing or Decreasing by \$10,000)
\$ None Total of Increased Funding
\$ None Total of Reduced Funding
- II. Non-Governmental Contracts and Grants (Funds Going Out)
- a. None Number of Initial Grant and Contract Awards
\$ None Value of Awards
- b. None Number of Fiscal Amendments to Grant and Contract
 Awards (Increasing or Decreasing by \$10,000)
\$ None Total of Increased Funding
\$ None Total of Reduced Funding
- III. State and Local Government Contracts and Grants (Funds Coming In)
- a. 1990 PA 60-70 Number of Initial Grant and Contract Awards
\$ 676,297.55 Value of Awards
- b. None Number of Fiscal Amendments to Grant and Contract
 Awards (Increasing or Decreasing by \$10,000)
\$ None Total of Increased Funding
\$ None Total of Reduced Funding
- IV. State and Local Government Contracts and Grants (Funds Going Out)
- a. 1990 PA 71-77 Number of Initial Grant and Contract Awards
\$ 277,518.00 Value of Awards
- b. None Number of Fiscal Amendments to Grant and Contract
 Awards (Increasing or Decreasing by \$10,000)
\$ None Total of Increased Funding
\$ None Total of Reduced Funding
- V. Federal Government Contracts and Grants (Funds Coming In)
- a. 1990 PA 78-80 Number of Initial Grant and Contract Awards
\$ 882,832.00 Value of Awards
- b. None Number of Fiscal Amendments to Grant and Contract
 Awards (Increasing or Decreasing by \$10,000)
\$ None Total of Increased Funding
\$ None Total of Reduced Funding
- VI. Federal Government Contracts and Grants (Funds Going Out)
- a. None Number of Initial Grant and Contract Awards
\$ None Value of Awards
- b. None Number of Fiscal Amendments to Grant and Contract
 Awards (Increasing or Decreasing by \$10,000)
\$ None Total of Increased Funding
\$ None Total of Reduced Funding

U. T. BOARD OF REGENTS' MEETING

DECEMBER 6, 1990

AMENDMENTS TO THE 1990 BUDGET

The term "rate" for academic institutions is the full-time nine-month base rate and for health institutions is the full-time twelve month base rate; for all other personnel it is the full-time rate, the appointee receiving a proportionate amount depending upon the fraction of time for which he is appointed and the period of his appointment. Source of funds for payment of salaries, unless otherwise shown, is the departmental salaries account.

<u>Item, Department, Title, Name</u>	<u>Effective Date</u>	<u>% Time</u>	<u>Full-time Salary</u>		<u>RBC</u>
			<u>No. Mos.</u>	<u>Rate</u>	
<u>APPOINTMENTS, PROMOTIONS, AND SALARY INCREASES</u>					
SCHOOL OF EDUCATION					
Office of the Dean					
Dean of Education					
1. Ernesto Bernal	8/20/90	100	12	\$70,000	014

THE UNIVERSITY OF TEXAS - PAN AMERICAN

U. T. BOARD OF REGENTS' MEETING

DECEMBER 6, 1990

AMENDMENTS TO THE 1991 BUDGET

The term "rate" for academic institutions is the full-time nine-month base rate and for health institutions is the full-time twelve month base rate; for all other personnel it is the full-time rate, the appointee receiving a proportionate amount depending upon the fraction of time for which he is appointed and the period of his appointment. Source of funds for payment of salaries, unless otherwise shown, is the departmental salaries account.

Item, Department, Title, Name	Effective Date	% Time	Full-time Salary		RBC
			No. Mos.	Rate	
<u>APPOINTMENTS, PROMOTIONS, AND SALARY INCREASES</u>					
GENERAL ADMINISTRATION AND STUDENT SERVICES					
Budget and Administrative Services					
1. Jose Gerardo Gomez					001
From: Plant Engineer		100	12	36,204	
To: Acting Physical Plant Director	09/01/90	100	12	38,004	
COLLEGE OF ARTS AND SCIENCES					
Art Department					
2. Edward E. Nichols					008
From: Associate Professor		100	09	37,656	
To: Associate Professor	09/01/90	100	09	36,708	
Communication Department					
3. Jack R. Stanley					010
From: Associate Professor		100	09	35,772	
To: Associate Professor Supplement	09/01/90	100	09 09	35,772 1,000	
English Department					
Academic Service					
4. William Davis III					007
From: Chair/Associate Professor Supplement		100	09	39,048 1,000	
To: Associate Professor		25	09	39,048	
Associate Vice President	09/01/90	75	12	56,772	
Mathematics Department					
5. John P. Abraham					005
From: Associate Professor		100	09	41,170	
To: Associate Professor	09/01/90	100	09	41,688	

U. T. BOARD OF REGENTS' MEETING

DECEMBER 6, 1990

AMENDMENTS TO THE 1991 BUDGET
(Continued)

<u>Item, Department, Title, Name</u>	<u>Effective Date</u>	<u>% Time</u>	<u>Full-time Salary</u>		<u>RBC</u>
			<u>No. Mos.</u>	<u>Rate</u>	
<u>APPOINTMENTS, PROMOTIONS, AND SALARY INCREASES</u>					
Psychology Department					
6. Mark H. Winkel					009
From: Associate Professor		100	09	36,576	
To: Associate Professor Supplement	09/01/90	100	09 09	36,576 1,000	
Social Work					
Associate Professor					
7. Fernando Galan	09/01/90	100	09	48,000	006
Sociology					
8. Stephen W. Liebowitz					002
From: Assistant Professor		100	09	33,612	
To: Chair/Assistant Professor Supplement	09/01/90	100 100	09 09	33,612 1,000	
COLLEGE OF BUSINESS ADMINISTRATION					
INTERNATIONAL BUSINESS DOCTORAL PROGRAM DEVELOPMENT					
Professor and Director of Special Programs					
9. Gilberto De Los Santos	09/01/90	100	09	53,088	003
HEALTH RELATED PROFESSIONS (UT VALLEY HEALTH COORDINATION OFFICE)					
MINORITY BIOMEDICAL RESEARCH SUPPORT					
10. Rinaldo Z. Juarez					011
From: Associate Professor and Principal Investigator		25 75	09 12	40,600 54,133	
To: Director/Associate Prof. & Principal Investigator	09/01/90	100	12	57,000	
SCHOOL OF EDUCATION					
Office of the Dean					
Dean of Education					
11. Ernesto Bernal	09/01/90	100	12	70,000	004



October 18, 1990

Dr. James P. Duncan
Executive Vice Chancellor
for Academic Affairs
The University of Texas System
601 Colorado Street
Austin, Texas 78701


Attn: System Budget Office

Dear Dr. Duncan:

The docket for the December 6, 1990 meeting of the Board of Regents is submitted for your recommendation and presentation to the Board.

I recommend approval.

Sincerely,



Dr. Homer J. Peña
President

HJP:sh

U. T. BOARD OF REGENTS' MEETING

December 6, 1990

TABLE OF CONTENTS

	<u>Page No.</u>
Contracts and Grants for Research, Development, Clinical and Educational Services	
All Others	PAB-03

U. T. BOARD OF REGENTS' MEETING

December 6, 1990

CONTRACTS AND GRANTS FOR RESEARCH, DEVELOPMENT, CLINICAL AND EDUCATIONAL SERVICES

Since the Docket for the previous meeting of the U. T. Board of Regents, the following activity has taken place with regard to Contracts and Grants for Research, Development, Clinical and Educational Services:

- I. Non-Governmental Contracts and Grants (Funds Coming In)
 - a. _____ Number of Initial Grant and Contract Awards
 Value of Awards
 - b. _____ Number of Fiscal Amendments to Grant and Contracts
 Awards (Increasing or Decreasing by \$10,000)
 Total of Increased Funding
 Total of Reduced Funding
- II. Non-Governmental Contracts and Grants (Funds Going Out)
 - a. _____ Number of Initial Grant and Contract Awards
 Value of Awards
 - b. _____ Number of Fiscal Amendments to Grant and Contract
 Awards (Increasing or Decreasing by \$10,000)
 Total of Increased Funding
 Total of Reduced Funding
- III. State and Local Government Contracts and Grants (Funds Coming In)
 - a. 1990 PAB 1 Number of Initial Grant and Contract Awards
 \$28,000 Value of Awards
 - b. _____ None Number of Fiscal Amendments to Grant and Contract
 Awards (Increasing or Decreasing by \$10,000)
 Total of Increased Funding
 Total of Reduced Funding
- IV. State and Local Government Contracts and Grants (Funds Going Out)
 - a. 1990 PAB 2-3 Number of Initial Grant and Contract Awards
 \$69,008.00 Value of Awards
 - b. _____ None Number of Fiscal Amendments to Grant and Contract
 Awards (Increasing or Decreasing by \$10,000)
 \$ _____ Total of Increased Funding
 \$ _____ Total of Reduced Funding
- V. Federal Government Contracts and Grants (Funds Coming In)
 - a. _____ Number of Initial Grant and Contract Awards
 \$ _____ Value of Awards
 - b. _____ Number of Fiscal Amendments to Grant and Contract
 Awards (Increasing or Decreasing by \$10,000)
 Total of Increased Funding
 Total of Reduced Funding
- VI. Federal Government Contracts and Grants (Funds Going Out)
 - a. _____ Number of Initial Grant and Contract Awards
 \$ _____ Value of Awards
 - b. _____ Number of Fiscal Amendments to Grant and Contract
 Awards (Increasing or Decreasing by \$10,000)
 Total of Increased Funding
 Total of Reduced Funding

The UNIVERSITY of TEXAS of the PERMIAN BASIN

October 23, 1990

Dr. James P. Duncan
Executive Vice Chancellor
for Academic Affairs
The University of Texas System
601 Colorado Street
Austin, Texas 78701

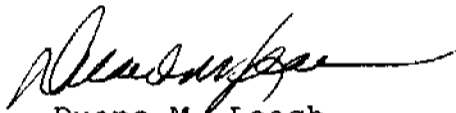
Attn: System Budget Office

Dear Dr. Duncan:

The docket for the December 6, 1990 meeting of the Board of Regents is submitted for your recommendation and presentation to the Board.

I recommend approval.

Sincerely,



Duane M. Leach
President

DML:jb

PB-1

U. T. BOARD OF REGENTS' MEETING

DECEMBER 6, 1990

TABLE OF CONTENTS

	<u>Page No.</u>
Trademark License Agreements	PB-3

U. T. BOARD OF REGENTS' MEETING

DECEMBER 6, 1990

TRADEMARK LICENSE AGREEMENTS

The following agreements have been awarded and are recommended for approval by the U. T. Board of Regents. All product approvals are in accordance with Paragraphs 10.1(C) and (D) and 11.1 of the Trademark Agreement.

1. Licensee: ATAPCO Office Products Group
HAZEL and CARDINAL Divisions
Washington, Missouri
Fee-Royalty: \$50.00, 6%
Period: 4/1/90 - 12/31/92
Description: Design of the Seal, Folders, Ring Binders,
and Pad Holders

2. Licensee: Collegiate Pacific Co.
Roanoke, VA
Fee-Royalty: \$00.00, 6%
Period: 1/1/89 - 12/31/92
Description: Wearing apparel, which includes all types
of clothing, hats/caps, footwear and
hosiery.

October 23, 1990

Dr. James P. Duncan
Executive Vice Chancellor
for Academic Affairs
The University of Texas System
601 Colorado Street
Austin, Texas 78701

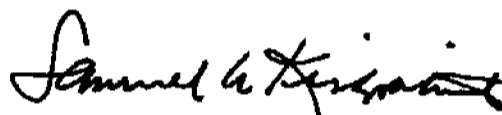
Attn: System Budget Office

Dear Dr. Duncan:

The docket for the December 6, 1990 meeting of the Board of Regents is submitted for your recommendation and presentation to the Board.

I recommend approval.

Sincerely,



Samuel A. Kirkpatrick
President

SAK:dmc

U. T. BOARD OF REGENTS' MEETING

DECEMBER 6, 1990

TABLE OF CONTENTS

	<u>Page No.</u>
Gifts from Private Donors and Foundations	SA- 3
Business Contracts for Services	SA- 4
Funds Coming In	
Funds Going Out	
Construction Contracts of \$300,000 or Less	
Trademark License Agreements	SA- 5
Contracts and Grants for Research, Development, Clinical and Educational Services	
Over \$500,000 (Fund Coming In and/or Funds Going Out)	SA- 6
All Others	SA- 7
Amendments to the 1991 Budget	SA- 8
(including faculty and staff appointments and changes in status and transfers of funds within existing budget totals)	

THE UNIVERSITY OF TEXAS AT SAN ANTONIO

U. T. BOARD OF REGENTS' MEETING

DECEMBER 6, 1990

GIFTS FROM PRIVATE DONORS AND FOUNDATIONS

The following gifts have been received and are recommended for acceptance by the U. T. Board of Regents:

<u>Donor</u>	<u>Purpose</u>	<u>Amount</u>
1. The Zachry Foundation 2500 Tower Life Building San Antonio, Texas 78205	To support the Marjorie Powell Zachry Music Scholarship and Assis- tantship Program	\$ 42,100.00

The following nonmonetary gift has also been received:

2. Express-News P. O. Box 2171 San Antonio, Texas 78297	735,000 photo negatives for The Institute of Texan Cultures' photo- graphic library collection	250,000.00* **
---	---	-------------------

*No letter of transmittal from the donor

**Noncash gift - other. The amount stated is the estimated value on the date of receipt by the institution.

U. T. BOARD OF REGENTS' MEETING

DECEMBER 6, 1990

BUSINESS CONTRACTS FOR SERVICES

(FUNDS COMING IN)

The following contracts have been awarded, have been administratively approved by the Executive Vice Chancellor for Academic Affairs, and are recommended for ratification by the U. T. Board of Regents:

1. Agency: Dr. Robert G. Horn and Sandra Horn
Funds: \$9,900
Period: September 1, 1990 through May 31, 1991
Title/Description: To lease the premises situated on 209 Sir Arthur Court, San Antonio, Texas

2. Agency: San Antonio Federal Credit Union
Funds: \$500 per month
Period: September 13, 1990 through September 30, 1992
Title/Description: Lease floor space on The University of Texas at San Antonio campus for the installation of unmanned teller machines

U. T. BOARD OF REGENTS' MEETING

DECEMBER 6, 1990

TRADEMARK LICENSE AGREEMENTS

The following agreement has been awarded and is recommended for approval by the U. T. Board of Regents. All product approvals are in accordance with Paragraphs 10.1(C) and (D) and 11.1 of the Trademark Agreement.

1. Licensee: Henry Silverman Jewelers, Inc.
Dallas, Texas 75234
- Fee-Royalty: \$50, 6%
- Period: September 1, 1990 through December 31, 1992
- Description: Class and Fashion Rings

THE UNIVERSITY OF TEXAS AT SAN ANTONIO

U. T. BOARD OF REGENTS' MEETING

DECEMBER 6, 1990

CONTRACTS OR GRANTS OVER \$500,000

(FUNDS COMING IN)

The following contracts or grants in an amount over \$500,000, have been awarded, have been administratively approved by the Executive Vice Chancellor for Academic Affairs, and are recommended for approval by the U. T. Board of Regents.

1. Grantor: National Science Foundation
No.: USE-9053952
New Funds: \$800,000
Current Period: September 1, 1990 through February 29, 1992
Title/Description: Comprehensive Regional Science Center for Minorities

2. Grantor: Small Business Administration
No.: SB-2M-00126-05
New Funds: \$655,804
Current Period: October 1, 1990 through September 30, 1991
Title/Description: South Texas-Border Small Business Development Center

U. T. BOARD OF REGENTS' MEETING

DECEMBER 6, 1990

CONTRACTS AND GRANTS FOR RESEARCH, DEVELOPMENT, CLINICAL AND EDUCATIONAL SERVICES

Since the Docket for the previous meeting of the U. T. Board of Regents, the following activity has taken place with regard to Contracts and Grants for Research, Development, Clinical and Educational Services:

- I. Non-Governmental Contracts and Grants (Funds Coming In)
 - a. 1990 SA 72-73 Number of Initial Grant and Contract Awards
\$ 68,385 Value of Awards
 - b. None Number of Fiscal Amendments to Grant and Contract Awards (Increasing or Decreasing by \$10,000)
\$ None Total of Increased Funding
\$ None Total of Reduced Funding
- II. Non-Governmental Contracts and Grants (Funds Going Out)
 - a. None Number of Initial Grant and Contract Awards
\$ None Value of Awards
 - b. None Number of Fiscal Amendments to Grant and Contract Awards (Increasing or Decreasing by \$10,000)
\$ None Total of Increased Funding
\$ None Total of Reduced Funding
- III. State and Local Government Contracts and Grants (Funds Coming In)
 - a. 1990 SA 74-78 Number of Initial Grant and Contract Awards
\$ 171,198 Value of Awards
 - b. None Number of Fiscal Amendments to Grant and Contract Awards (Increasing or Decreasing by \$10,000)
\$ None Total of Increased Funding
\$ None Total of Reduced Funding
- IV. State and Local Government Contracts and Grants (Funds Going Out)
 - a. 1990 SA 79 Number of Initial Grant and Contract Awards
\$ 20,000 Value of Awards
 - b. None Number of Fiscal Amendments to Grant and Contract Awards (Increasing or Decreasing by \$10,000)
\$ None Total of Increased Funding
\$ None Total of Reduced Funding
- V. Federal Government Contracts and Grants (Funds Coming In)
 - a. 1990 SA 80-86 Number of Initial Grant and Contract Awards
\$ 898,150.20 Value of Awards
 - b. 1990 SA 87 Number of Fiscal Amendments to Grant and Contract Awards (Increasing or Decreasing by \$10,000)
\$ 45,000 Total of Increased Funding
\$ None Total of Reduced Funding
- VI. Federal Government Contracts and Grants (Funds Going Out)
 - a. None Number of Initial Grant and Contract Awards
\$ None Value of Awards
 - b. None Number of Fiscal Amendments to Grant and Contract Awards (Increasing or Decreasing by \$10,000)
\$ None Total of Increased Funding
\$ None Total of Reduced Funding

U. T. BOARD OF REGENTS' MEETING

DECEMBER 6, 1990

AMENDMENTS TO THE 1991 BUDGET

The term "rate" for academic institutions is the full-time nine-month base rate and for health institutions is the full-time twelve month base rate; for all other personnel it is the full-time rate, the appointee receiving a proportionate amount depending upon the fraction of time for which he is appointed and the period of his appointment. Source of funds for payment of salaries, unless otherwise shown, is the departmental salaries account.

<u>Item, Department, Title, Name</u>	<u>Effective Date</u>	<u>% Time</u>	<u>Full-time Salary</u>		<u>RBC</u>
			<u>No. Mos.</u>	<u>Rate</u>	
<u>APPOINTMENTS, PROMOTIONS, AND SALARY INCREASES</u>					
GENERAL ADMINISTRATION AND STUDENT SERVICES					
Office of the Vice President for University Advancement					
Vice President for University Advancement					
1. Robert G. Horn	09/1	100	12	82,000	1
COLLEGE OF SOCIAL AND BEHAVIORAL SCIENCES					
Behavioral and Cultural Sciences					
2. Gilberto Hinojosa					2
From: Associate Professor		50	9	34,540	
To: Associate Professor	09/1	50	9	37,500	
COLLEGE OF SCIENCES AND ENGINEERING					
Life Sciences					
3. Helen V. Dujesky					3
From: Professor		100	9	36,123	
To: Professor	09/1	100	10.5	52,000	

THE UNIVERSITY OF TEXAS AT TYLER

October 22, 1990

Dr. James P. Duncan
Executive Vice Chancellor
for Academic Affairs
The University of Texas System
601 Colorado Street
Austin, Texas 78701


Attn: System Budget Office

Dear Dr. Duncan:

The docket for the December 6, 1990, meeting of the Board of Regents is submitted for your recommendation and presentation to the Board.

I recommend approval.

Sincerely,



George F. Hamm
President

GFH:mw

TABLE OF CONTENTS

	<u>Page No.</u>
Gifts from Private Donors and Foundations	TA- 3
Business Contracts for Services	TA- 4
Construction Contracts of \$300,000 or Less	
Standard Affiliation Agreements	TA- 5
Contracts and Grants for Research, Development, Clinical and Educational Services.	TA- 6

THE UNIVERSITY OF TEXAS AT TYLER
U. T. BOARD OF REGENTS' MEETING
DECEMBER 6, 1990

GIFTS FROM PRIVATE DONORS AND FOUNDATIONS

The following gift has been received and is recommended for acceptance by the U. T. Board of Regents:

<u>Donor</u>	<u>Purpose</u>	<u>Amount</u>
1. *B. G. Byars Foundation P. O. Box 2020 Tyler, Texas 75710	Payment on the Summers Tennis Complex. This is the seventh payment on a total pledge of \$180,000.	\$ 26,000.00

*No letter of transmittal from donor.

DECEMBER 6, 1990

BUSINESS CONTRACTS FOR SERVICES

MINOR CONSTRUCTION PROJECTS, as authorized by U. T. Board of Regents' Rules and Regulations, Part Two, Chapter VIII, Section 2 (Projects previously approved by the Board of Regents and/or those for Minor Repair and Remodeling for \$300,000.00 or less.)

1. Contractor: Henry Building & Engineering, Inc.
Amount: \$254,300.00
Source of Funds: Permanent University Funds
Date of Contract: August 29, 1990
Estimated Completion Date: May 12, 1991
Project Title: Physical Plant
Brief Description: Addition and Renovation - Phase II

2. Contractor: Loggins Construction Company
Amount: \$260,000.00
Source of Funds: Permanent University Funds
Date of Contract: August 16, 1990
Estimated Completion Date: April 12, 1991
Project Title: Robert R. Muntz Library
Brief Description: Reading/Study Room - Phase II

DECEMBER 6, 1990

STANDARD AFFILIATION AGREEMENTS

The agreement recommended for approval by the U. T. Board of Regents is based on the model agreement adopted on April 12, 1990.

1. Facility: Nann Travis Hospital
Jacksonville, Texas
- Date: June 15, 1990
- Purpose: To provide health care related educational experiences for U.T. Tyler students

U. T. BOARD OF REGENTS' MEETING

DECEMBER 6, 1990

CONTRACTS AND GRANTS FOR RESEARCH, DEVELOPMENT, CLINICAL AND EDUCATIONAL SERVICES

Since the Docket for the previous meeting of the U. T. Board of Regents, the following activity has taken place with regard to Contracts and Grants for Research, Development, Clinical and Educational Services:

I. Non-Governmental Contracts and Grants (Funds Coming In)

- a. None Number of Initial Grant and Contract Awards
 \$ None Value of Awards
- b. None Number of Fiscal Amendments to Grant and
 Contract Awards (Increasing or Decreasing by \$10,000)
 \$ None Total of Increased Funding
 \$ None Total of Reduced Funding

II. Non-Governmental Contracts and Grants (Funds Going Out)

- a. None Number of Initial Grant and Contract Awards
 \$ None Value of Awards
- b. None Number of Fiscal Amendments to Grant and Contract
 Awards (Increasing or Decreasing by \$10,000)
 \$ None Total of Increased Funding
 \$ None Total of Reduced Funding

III. State and Local Government Contracts and Grants (Funds Coming In)

- a. None Number of Initial Grant and Contract Awards
 \$ None Value of Awards
- b. None Number of Fiscal Amendments to Grant and Contract
 Awards (Increasing or Decreasing by \$10,000)
 \$ None Total of Increased Funding
 \$ None Total of Reduced Funding

IV. State and Local Government Contracts and Grants (Funds Going Out)

- a. 1990 TA 9 None Number of Initial Grant and Contract Awards
 \$ 40,000 Value of Awards
- b. None Number of Fiscal Amendments to Grant and Contract
 Awards (Increasing or Decreasing by \$10,000)
 \$ None Total of Increased Funding
 \$ None Total of Reduced Funding

V. Federal Government Contracts and Grants (Funds Coming In)

- a. None Number of Initial Grant and Contract Awards
 \$ None Value of Awards
- b. None Number of Fiscal Amendments to Grant and Contract
 Awards (Increasing or Decreasing by \$10,000)
 \$ None Total of Increased Funding
 \$ None Total of Reduced Funding

VI. Federal Government Contracts and Grants (Funds Going Out)

- a. None Number of Initial Grant and Contract Awards
 \$ None Value of Awards
- b. None Number of Fiscal Amendments to Grant and Contract
 Awards (Increasing or Decreasing by \$10,000)
 \$ None Total of Increased Funding
 \$ None Total of Reduced Funding

October 18, 1990

Dr. Charles B. Mullins
Executive Vice Chancellor
for Health Affairs
The University of Texas System
601 Colorado Street
Austin, TX 78701

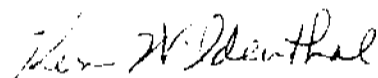
Attn: System Budget Office

Dear Dr. Mullins:

The docket for the December 6, 1990 meeting of the Board of Regents is submitted for your recommendation and presentation to the Board.

I recommend approval.

Sincerely,



Kern Wildenthal, M.D., Ph.D.
President

KW:pm

U. T. BOARD OF REGENTS' MEETING

DECEMBER 6, 1990

TABLE OF CONTENTS

	<u>Page No.</u>
Gifts from Private Donors and Foundations	HD- 3
Business Contracts for Services	HD- 4
Funds Coming In	
Funds Going Out	
Construction Contracts of \$300,000 or Less	
Standard Affiliation Agreements	HD- 7
Contracts and Grants for Research, Development, Clinical and Educational Services	
Over \$500,000 (Fund Coming In and/or Funds Going Out)	HD- 8
Foreign (Fund Coming In and/or Funds Going Out)	HD- 9
All Others	HD-10
Endowed Chairs and Named Professorships (Non-Initial, Non-Budgeted Appointments)	HD-11
Amendments to the 1991 Budget (including faculty and staff appointments and changes in status and transfers of funds within existing budget totals)	HD-12

THE UNIVERSITY OF TEXAS SOUTHWESTERN MEDICAL CENTER AT DALLAS

U. T. BOARD OF REGENTS' MEETING

DECEMBER 6, 1990

GIFTS FROM PRIVATE DONORS AND FOUNDATIONS

The following gifts have been received and are recommended for acceptance by the U. T. Board of Regents:

<u>Donor</u>	<u>Purpose</u>	<u>Amount</u>
1. Bristol-Myers Squibb Co. 345 Park Avenue New York, NY 10154	Nutrition research. First payment on five year pledge	\$ 50,000.00
2. Miss Bette Perot The Perot Foundation 12377 Merit Drive Dallas, TX 75251	Scholarship Program of Perot Family Gift	143,875.00
3. Miss Bette Perot The Perot Foundation 12377 Merit Drive Dallas, TX 75251	Support for Programs 1 and 2 of Perot Family Gift	376,250.00
4. Presbyterian Hospital of Dallas 8200 Walnut Hill Lane Dallas, TX 75231	Salary support for U.T. Southwestern personnel working on arthritis research under Dr. Smiley	47,847.25
5. Southwestern Medical Fdn. 6303 Forest Park Suite 1000 Dallas, TX 75235	Support for the E.E. and Greer Garson Fogelson Chair	29,539.50

U. T. BOARD OF REGENTS' MEETING

DECEMBER 6, 1990

BUSINESS CONTRACTS FOR SERVICES

(FUNDS GOING OUT)

The following contracts have been awarded, have been administratively approved by the appropriate Executive Vice Chancellor, and are recommended for ratification by the U. T. Board of Regents:

1. Agency: First City Bancorporation of Texas
Funds: According to fee schedule
Period: Executed July 19, 1990
Title/Description: First City, Texas will provide a computerized cash management information and reporting system to UT Southwestern Medical Center
2. Agency: Huitt-Zollars, Inc.
Funds: \$15,600
Period: Effective September 25, 1990
Title/Description: Huitt-Zollars will conduct a feasibility study to determine routes for a telecommunications duct system from our main campus to the new north campus
3. Agency: NCNB Texas National Bank
Funds: None
Period: September 17, 1990
Title/Description: Agreement regarding the transfer of funds from UT Southwestern accounts at Bank

U. T. BOARD OF REGENTS' MEETING

DECEMBER 6, 1990

BUSINESS CONTRACTS FOR SERVICES

MINOR CONSTRUCTION PROJECTS, as authorized by U. T. Board of Regents' Rules and Regulations, Part Two, Chapter VIII, Section 2 (Projects previously approved by the Board of Regents and/or those for Minor Repair and Remodeling for \$300,000.00 or less.)

1. Contractor: Kewaunee Scientific Corporation
 Amount: \$53,588
 Source of Funds: Minor Repair and Renovation Funds
 Date of Contract: September 20, 1990
 Estimated Completion Date: November 18, 1990
 Project Title: Alterations to L1.110 and L1.116 Laboratory Suites for Dr. Hudspeth
 Brief Description: Provide casework and installation

2. Contractor: American Desk Manufacturing Co.
 Amount: \$9,307
 Source of Funds: Pathology MSP Funds
 Date of Contract: September 17, 1990
 Estimated Completion Date: November 10, 1990
 Project Title: Lecture Hall Seating in F2.300
 Brief Description: Furnish and install eighty-two upholstered seats

3. Contractor: Kewaunee Scientific Corporation
 Amount: \$11,889
 Source of Funds: Organized Research-Academic Affairs Funds
 Date of Contract: August 17, 1990
 Estimated Completion Date: September 1, 1990
 Project Title: Alterations to Laboratory L5.162 and Office L5.162A for Dr. Barbos
 Brief Description: Provide casework and installation

4. Contractor: Indeco Sales, Inc.
 Amount: \$22,600
 Source of Funds: Howard Hughes Medical Institute Renovations
 Date of Contract: September 20, 1990
 Estimated Completion Date: November 3, 1990
 Project Title: Alterations to Laboratory Y4.216 for Dr. Johann Deisenhofer
 Brief Description: Provide casework and installation

5. Contractor: Floor Source, Inc.
 Amount: \$11,782
 Source of Funds: Academic Computing Services M&O Funds
 Date of Contract: September 24, 1990
 Estimated Completion Date: October 13, 1990
 Project Title: Replace Carpet and Base for Academic Computing on E5
 Brief Description: Furnish and install carpet in offices

U. T. BOARD OF REGENTS' MEETING

DECEMBER 6, 1990

BUSINESS CONTRACTS FOR SERVICES

MINOR CONSTRUCTION PROJECTS, as authorized by U. T. Board of Regents' Rules and Regulations, Part Two, Chapter VIII, Section 2 (Projects previously approved by the Board of Regents and/or those for Minor Repair and Remodeling for \$300,000.00 or less.)

6. Contractor:	Best Renovating, Inc.
Amount:	\$12,500
Source of Funds:	Asbestos Removal Fund
Date of Contract:	September 20, 1990
Estimated Completion Date:	October 15, 1990
Project Title:	Asbestos Abatement (1990-3) in Locations F2, F4, G2, L1, L2, L4 and L5
Brief Description:	Asbestos Removal

U. T. BOARD OF REGENTS' MEETING

DECEMBER 6, 1990

STANDARD AFFILIATION AGREEMENTS

The agreements recommended for approval by the U. T. Board of Regents are based on the model agreement adopted on April 12, 1990.

1. Facility: Lucile Herrin Benevolences, Inc.
Dallas, Texas
Date: July 6, 1990
Purpose: To provide educational experiences in psychiatric rehabilitation for UT Southwestern health care students
2. Facility: Hillcrest Baptist Medical Center
Waco, Texas
Date: June 28, 1990
Purpose: To provide health care related experiences to UT Southwestern students
3. Facility: Providence Health Center
Waco, Texas
Date: June 28, 1990
Purpose: To provide health care related experienced to UT Southwestern students
4. Facility: Richardson Hospital Authority
Richardson, Texas
Date: May 17, 1990
Purpose: To provide UT Southwestern students with educational experiences in the field of acute health care

U. T. BOARD OF REGENTS' MEETING

DECEMBER 6, 1990

CONTRACTS OR GRANTS OVER \$500,000

(FUNDS COMING IN)

The following contracts or grants in any amount over \$500,000 have been awarded, have been administratively approved by the appropriate Executive Vice Chancellor, and are recommended for approval by the U. T. Board of Regents:

1. Grantor: Texas Department of Health
 No.: C0000135, Amendment No. 2
 New Funds: \$1,250,000
 Current Period: September 1, 1990 through August 31, 1991
 Title/Description: Additional funding for Exhibit B of the SLIAG Medical/Dental Services contract
2. Grantor: Department of Health and Human Services
 National Institute on Aging
 No.: 5 P50 AG08013-03
 New Funds: \$925,074
 Current Period: September 15, 1990 through May 31, 1991
 Title/Description: Neurobiology of Alzheimer's Disease and Aging
3. Grantor: Department of Health and Human Services
 National Institute of Arthritis and Musculoskeletal and Skin Diseases
 No.: 5 P01 AR09989-26
 New Funds: \$802,791
 Current Period: Immunologic Aspects of the Rheumatic Diseases
4. Grantor: Department of Health and Human Services
 National Institute of Arthritis and Musculoskeletal and Skin Diseases
 No.: 5 P50 AR39169-04
 New Funds: \$670,680
 Current Period: September 1, 1990 through August 31, 1991
 Title/Description: Specialized Center of Research in Rheumatoid Arthritis

U. T. BOARD OF REGENTS' MEETING

DECEMBER 6, 1990

FOREIGN CONTRACTS AND GRANTS FOR RESEARCH,
DEVELOPMENT AND EDUCATIONAL SERVICES

(FUNDS COMING IN)

The following items have been awarded and are recommended for approval by the U. T. Board of Regents:

1. Country: Canada
Business/Entity: The John P. Roberts Research Institute
No.: None
New Funds: \$2,600
Current Period: September 10, 1990
Title/Description: The North American Cooperative Study of Symptomatic Carotid Endarterectomy

(FUNDS GOING OUT)

2. Country: Great Britain
Business/Entity: Royal Free Hospital School of Medicine, London
No.: None
New Funds: \$25,000
Current Period: September 1, 1990 through December 31, 1990
Title/Description: For collaboration with Dr. Vitetta on research project entitled "Development of Cell-Reactive Antibody Toxin Conjugates for Killing Unwanted Cells in vivo, Including Immunodeficiencies, Auto-Immune Diseases, Transplantation and Neoplasia"

U. T. BOARD OF REGENT'S MEETING

DECEMBER 6, 1990

CONTRACTS AND GRANTS FOR RESEARCH, DEVELOPMENT, CLINICAL
AND EDUCATIONAL SERVICES

Since the Docket for the previous meeting of the U.T. Board of Regents, the following activity has taken place with regard to Contracts and Grants for Research, Development, Clinical and Educational Services:

- I. Non-Governmental Contracts and Grants (Funds Coming In)
- a. 1990 HD 854-904 Number of Initial Grant and Contract Awards
\$1,266,999.96 Value of Awards
- b. 1990 HD 905-908 Number of Fiscal Amendments to Grant and Contract
 Awards (Increasing or Decreasing by \$10,000)
\$ 110,060.48 Total of Increased Funding
 None Total of Reduced Funding
- II. Non-Governmental Contracts and Grants (Funds Going Out)
- a. 1990 HD 909-910 Number of Initial Grant and Contract Awards
\$ 19,200 Value of Awards
- b. None Number of Fiscal Amendments to Grant and Contract
 Awards (Increasing or Decreasing by (\$10,000))
 None Total of Increased Funding
 None Total of Reduced Funding
- III. State and Local Government Contracts and Grants (Funds Coming In)
- a. 1990 HD 911-921 Number of Initial Grant and Contract Awards
\$ 498,465 Value of Awards
- b. 1990 HD 922-923 Number of Fiscal Amendments to Grant and Contract
 Awards (Increasing or Decreasing by \$10,000)
\$ 48,877 Total of Increased Funding
 None Total of Reduced Funding
- IV. State and Local Government Contracts and Grants (Funds Going Out)
- a. 1990 HD 924-925 Number of Initial Grant and Contract Awards
\$ 63,468 Value of Awards
- b. 1990 HD 926 Number of Fiscal Amendments to Grant and Contract
 Awards (Increasing or Decreasing by \$10,000)
\$ 12,589 Total of Increased Funding
 None Total of Reduced Funding
- V. Federal Government Contracts and Grants (Funds Coming In)
- a. 1990 HD 927-968 Number of Initial Grant and Contract Awards
\$4,377,972.34 Value of Awards
- b. 1990 HD 969-978 Number of Fiscal Amendments to Grant and Contract
 Awards (Increasing or Decreasing by (10,000))
\$ 606,367.36 Total of Increased Funding
\$ 168,609 Total of Reduced Funding
- VI. Federal Government Contracts and Grants (Funds Going Out)
- a. 1990 HD 979-985 Number of Initial Grant and Contract Awards
\$ 239,419.75 Value of Awards
- b. 1990 HD 986 Number of Fiscal Amendments to Grant and Contract
 Awards (Increasing or Decreasing by \$10,000)
\$ 226,415 Total of Increased Funding
 None Total of Reduced Funding

U. T. BOARD OF REGENTS' MEETING

DECEMBER 6, 1990

AMENDMENTS TO THE 1991 BUDGET

The term "rate" for academic institutions is the full-time nine-month base rate and for health institutions is the full-time twelve month base rate; for all other personnel it is the full-time rate, the appointee receiving a proportionate amount depending upon the fraction of time for which he is appointed and the period of his appointment. Source of funds for payment of salaries, unless otherwise shown, is the departmental salaries account.

APPOINTMENTS TO NAMED PROFESSORSHIPS, ENDOWED FELLOWSHIPS, ENDOWED PROFESSORSHIPS, AND ENDOWED CHAIRS - 1991 BUDGET

Appointments were approved through Agenda or Docket action at prior meetings of the Board of Regents, as follows:

<u>Professor or Chair and Department or School</u>	<u>Rate</u>	<u>Chair or Professorship Appointment</u>	<u>Effective Date</u>
SOUTHWESTERN MEDICAL SCHOOL			
Pathology			
A.J. Gill Professor of Pathology (Tenure)			
1. Michael Bennett (RBC 7)	112,200	112,200	9/01
Source of Funds:			
\$ 69,800 - State			
20,000 - NIH Grants			
<u>89,800 - Total Salary</u>			
22,400 - MSRDP Augmentation			
<u>\$112,200 - Total Compensation</u>			

U. T. BOARD OF REGENTS' MEETING

DECEMBER 6, 1990

AMENDMENTS TO THE 1991 BUDGET
(Continued)

Item, Department, Title, Name	Effective Date	% Time	Full-time Salary		RBC
			No. Mos.	Rate	
GENERAL ADMINISTRATION					
Office of Vice President for Clinical Affairs; Internal Medicine					
2. Willis C. Maddrey					01
From: Vice President for Clinical Affairs		100	12	240,000	
To: Vice President for Clinical Affairs and Professor of Internal Medicine (Tenure)	9/1	100	12	240,000	
Source of Funds:					
\$ 66,700 - State					
21,000 - Southwestern Medical Foundation					
78,300 - MSRDP Grant					
<u>166,000</u> - Total Salary					
74,000 - MSRDP Augmentation					
<u>\$240,000</u> - Total Compensation					
Office of Vice President for Financial Affairs					
3. William T. Gregory					02
From: Senior Director of Accounting and Fiscal Services		100	12	80,000	
To: Vice President for Financial Affairs	9/1	100	12	92,000	
Office of Accounting					
4. John B. States					03
From: Associate Director of Accounting and Fiscal Services		100	12	53,500	
To: Director of Accounting and Fiscal Services	9/1	100	12	61,000	
SOUTHWESTERN MEDICAL SCHOOL					
Biochemistry					
5. Philip S. Perlman					04
From: Professor (Tenure)		100	12	91,000	
To: Professor (Tenure)	9/1	100	12	93,800	
Source of Funds:					
\$84,430 - State					
9,370 - NIH Grant					
<u>\$93,800</u> - Total Compensation					

U. T. BOARD OF REGENTS' MEETING

DECEMBER 6, 1990

AMENDMENTS TO THE 1991 BUDGET
(Continued)

Item, Department, Title, Name	Effective Date	% Time	Full-time Salary		RBC
			No. Mos.	Rate	
SOUTHWESTERN MEDICAL SCHOOL (Continued)					
Internal Medicine					
6. Ron J. Anderson					05
From: Professor (Tenure)		100	12	177,800	
To: Professor (Tenure)	9/1	100	12	177,100	
Source of Funds:					
\$175,000 - Paid Direct-Parkland Hospital					
2,100 - MSRDP Augmentation					
<u>\$177,100</u> - Total Compensation					
Microbiology					
7. Philip W. Tucker					06
From: Professor (Tenure)		100	12	103,000	
To: Professor (Tenure)	9/1	100	12	120,000	
Source of Funds:					
\$ 93,000 - State					
27,000 - NIH Grants					
<u>\$120,000</u> - Total Compensation					
Pathology					
8. A. B. Dowdey					08
From: Associate Professor (Tenure)		100	12	73,520	
To: Associate Professor (Tenure)	9/1	100	12	91,900	
Source of Funds:					
\$35,000 - State					
38,520 - Parkland Hospital					
<u>73,520</u> - Total Salary					
18,380 - MSRDP Augmentation					
<u>\$91,900</u> - Total Compensation					
Psychiatry					
9. Paul C. Mohl					09
From: Associate Professor		100	12	113,000	
To: Associate Professor (Tenure)	9/1	100	12	113,000	
Source of Funds:					
\$ 41,300 - State					
20,000 - Terrell State Hospital					
52,000 - MSRDP Grant					
<u>\$113,000</u> - Total Compensation					

U. T. BOARD OF REGENTS' MEETING

DECEMBER 6, 1990

AMENDMENTS TO THE 1991 BUDGET
(Continued)

<u>Item, Department, Title, Name</u>	<u>Effective Date</u>	<u>% Time</u>	<u>Full-time Salary</u>		<u>RBC</u>
			<u>No. Mos.</u>	<u>Rate</u>	
SOUTHWESTERN SCHOOL OF ALLIED HEALTH SCIENCES					
Allied Health Education					
10. John J. Hedl					10
From: Associate Professor and Chairman (Tenure)		100	12	50,000	
To: Professor and Chairman (Tenure)	9/1	100	12	50,000	

THE UNIVERSITY OF TEXAS MEDICAL BRANCH AT GALVESTON

October 15, 1990

Charles B. Mullins, M.D.
Executive Vice Chancellor
for Health Affairs
The University of Texas System
601 Colorado Street
Austin, Texas 78701

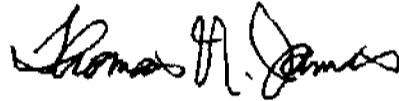
Attn: System Budget Office

Dear Dr. Mullins:

The docket for the December 6, 1990 meeting of the Board of Regents is submitted for your recommendation and presentation to the Board.

I recommend approval.

Sincerely,



Thomas N. James, M.D.
President

TNJ:lc

U. T. BOARD OF REGENTS' MEETING

DECEMBER 6, 1990

TABLE OF CONTENTS

	<u>Page No.</u>
Gifts from Private Donors and Foundations	G-3
Business Contracts for Services	G-4
Funds Going Out	
Construction Contracts of \$300,000 or Less	
Standard Affiliation Agreements	G-7
Standard Easements.	G-8
Contracts and Grants for Research, Development, Clinical and Educational Services	
Over \$500,000 (Funds Coming In and/or Funds Going Out)	G-9
All Others.	G-10
Amendments to the 1990 Budget	G-11
(including faculty and staff appointments and changes in status and transfers of funds within existing budget totals)	
Amendments to the 1991 Budget	G-12
(including faculty and staff appointments and changes in status and transfers of funds within existing budget totals)	

U. T. BOARD OF REGENTS' MEETING

DECEMBER 6, 1990

GIFTS FROM PRIVATE DONORS AND FOUNDATIONS

The following gifts have been received and are recommended for acceptance by the U. T. Board of Regents:

<u>Donor</u>	<u>Purpose</u>	<u>Amount</u>
1. The Sealy & Smith Foundation for the John Sealy Hospital U.T. Box 81 Galveston, Texas 77550	To support a work/ scholarship program leading to a BSN degree from the UTMB School of Nursing	\$ 175,000.00
2. The Sealy & Smith Foundation for the John Sealy Hospital U.T. Box 81 Galveston, Texas 77550	To support the nurse retention program	250,000.00
3. The Sealy & Smith Foundation for the John Sealy Hospital U.T. Box 81 Galveston, Texas 77550	For the acquisition and implementation of a new computer system for the John Sealy Hospital	480,000.00

U. T. BOARD OF REGENTS' MEETING

DECEMBER 6, 1990

BUSINESS CONTRACTS FOR SERVICES

(FUNDS GOING OUT)

The following contracts have been awarded, have been administratively approved by the appropriate Executive Vice Chancellor, and are recommended for ratification by the U. T. Board of Regents:

1. Agency: Fort Bend Family Health Center, Inc.
Funds: \$1213.92 per month
Period: February 1, 1989 through February 1, 1991
Title/Description: Lease of 1183 feet of office space for UTMB's Department of Obstetrics and Gynecology to support the family planning and MIHIA programs
2. Agency: Victoria Savings, F.S.A.
Funds: \$724.30 per month
Period: September 1, 1990 through August 31, 1991
Title/Description: Extension of the space lease agreement; Change in lessor

MINOR CONSTRUCTION PROJECTS, as authorized by U. T. Board of Regents' Rules and Regulations, Part Two, Chapter VIII, Section 2 (Projects previously approved by the Board of Regents and/or those for Minor Repair and Remodeling for \$300,000.00 or less.)

3. Contractor: American Restoration, Inc.
Amount: \$32,000
Source of Funds: Institutional Project Funds
Date of Contract: August 1, 1990
Estimated Completion Date: October 1, 1990
Project Title: School of Allied Health Sciences/
Nursing Building
Brief Description: Exterior repair
4. Contractor: Certified Abatement Systems, Inc.
Amount: \$18,500
Source of Funds: Institutional Project Funds
Date of Contract: August 28, 1990
Estimated Completion Date: September 9, 1990
Project Title: North side of campus
Brief Description: Removal of metal covering and insulation on approximately 140 linear feet of pipe
5. Contractor: Certified Abatement Systems, Inc.
Amount: \$31,126
Source of Funds: Institutional Project Funds
Date of Contract: May 18, 1990
Estimated Completion Date: May 29, 1990
Project Title: Administration Building
Brief Description: Asbestos removal in the elevator lobby
6. Contractor: Certified Abatement Systems, Inc.
Amount: \$17,114
Source of Funds: Institutional Project Funds
Date of Contract: June 25, 1990
Estimated Completion Date: June 25, 1990
Project Title: Waverley Smith Pavilion
Brief Description: Asbestos removal

U. T. BOARD OF REGENTS' MEETING

DECEMBER 6, 1990

BUSINESS CONTRACTS FOR SERVICES
(Continued)MINOR CONSTRUCTION PROJECTS
(Continued)

7. Contractor: Certified Abatement Systems, Inc.
Amount: \$179,000
Source of Funds: Institutional Project Funds
Date of Contract: August 8, 1990
Estimated Completion Date: August 31, 1990
Project Title: Administration and McCullough Buildings
Brief Description: Asbestos removal
8. Contractor: Comex Corporation
Amount: \$18,700
Source of Funds: Institutional Plant Funds
Date of Contract: June 21, 1990
Estimated Completion Date: July 15, 1990
Project Title: Runge House
Brief Description: Modifications to the chimney and entrance steps
9. Contractor: Comex Corporation
Amount: \$113,900
Source of Funds: Institutional Project Funds
Date of Contract: July 30, 1990
Estimated Completion Date: September 15, 1990
Project Title: McCullough Building
Brief Description: Remodel the third floor for the Department of Obstetrics and Gynecology
10. Contractor: Desco Coatings of Houston, Inc.
Amount: \$3,593
Source of Funds: Institutional Project Funds
Date of Contract: August 23, 1990
Estimated Completion Date: September 15, 1990
Project Title: Ashbel Smith Building
Brief Description: Installation of an epoxy floor in the attic mechanical room
11. Contractor: Harco Technologies Corporation
Amount: \$18,750
Source of Funds: Institutional Project Funds
Date of Contract: August 6, 1990
Estimated Completion Date: September 15, 1990
Project Title: Utility structures
Brief Description: Installation of an impressed current cathodic protection system for corrosion mitigation of buried utility structures
12. Contractor: Holliday Builders, Inc.
Amount: \$13,498
Source of Funds: Institutional Project Funds
Date of Contract: July 11, 1990
Estimated Completion Date: August 16, 1990
Project Title: Storm drain
Brief Description: Removal and replacement

U. T. BOARD OF REGENTS' MEETING

DECEMBER 6, 1990

BUSINESS CONTRACTS FOR SERVICES
(Continued)MINOR CONSTRUCTION PROJECTS
(Continued)

13. Contractor: Holliday Builders, Inc.
Amount: \$168,616
Source of Funds: Institutional Auxiliary Enterprise Funds
Date of Contract: June 6, 1990
Estimated Completion Date: August 25, 1990
Project Title: Southwest perimeter of the campus
Brief Description: Installation of new concrete paving
14. Contractor: JAR Industries, Inc.
Amount: \$19,500
Source of Funds: Institutional Service Department Funds
Date of Contract: June 27, 1990
Estimated Completion Date: July 15, 1990
Project Title: Administration Building
Brief Description: Installation of a communication cable
15. Contractor: R.L.H. Construction, Inc.
Amount: \$1,659
Source of Funds: Institutional Project Funds
Date of Contract: September 6, 1990
Estimated Completion Date: October 1, 1990
Project Title: Site Zone 21
Brief Description: Replace two sections of concrete walk

U. T. BOARD OF REGENTS' MEETING

DECEMBER 6, 1990

STANDARD AFFILIATION AGREEMENTS

The agreements recommended for approval by the U. T. Board of Regents are based on the model agreement adopted on April 12, 1990.

1. Facility: Hidalgo County Health Care Corporation
Pharr, Texas
Date: September 21, 1990
Purpose: To provide health care related educational opportunities for UTMB students
2. Facility: The Institute for Rehabilitation and Research
Houston, Texas
Date: September 21, 1990
Purpose: To provide health care related educational opportunities for UTMB students
3. Facility: Phillips University
Enid, Oklahoma
Date: October 11, 1990
Purpose: To provide music therapy students from Phillips University with certain educational opportunities
4. Facility: South Plains Rehabilitation Center
Lubbock, Texas
Date: September 21, 1990
Purpose: To provide health care related educational opportunities for UTMB students
5. Facility: Southwestern Oklahoma State University
Weahterford, Oklahoma
Date: October 11, 1990
Purpose: To provide music therapy students from Southwestern Oklahoma State University with certain educational opportunities

U. T. BOARD OF REGENTS' MEETING

DECEMBER 6, 1990

STANDARD EASEMENTS

The following easement has been approved by the Office of General Counsel and is recommended for approval by the U. T. Board of Regents:

1. Grantee: City of Galveston, Texas
Location: 0.160 acre tract of land out of the Michael B. Menard Survey, Abstract 628, City of Galveston County, Texas
Funds: \$10.00 cash and other good and valuable consideration to Grantor
Date: November 28, 1989 until abandonment
Description: Fifteen foot wide sanitary sewer easement beginning at a point 318.63 feet from a certain 6.568 acre tract of land as shown on Russ/Hovis Surveying Company Michael B. Menard Survey A-628. The fifteen foot wide strip continues west-southwest a distance of approximately 395 feet along The Strand and then turns south-southeast for approximately 80 feet

THE UNIVERSITY OF TEXAS MEDICAL BRANCH AT GALVESTON

U. T. BOARD OF REGENTS' MEETING

DECEMBER 6, 1990

CONTRACTS OR GRANTS OVER \$500,000

(FUNDS COMING IN)

The following contract or grant in an amount over \$500,000, has been awarded, has been administratively approved by the appropriate Executive Vice Chancellor, and is recommended for approval by the U. T. Board of Regents.

1. Agency: Texas Department of Criminal Justice
Number: IAC(90-91)-0258, Amendment Number 1
Funds: \$504,400
Period: September 1, 1989 through August 31, 1991
Title/Description: Extension of the current contract period;
Increase the contract amount for a new contract
total of \$1,008,800

U. T. BOARD OF REGENTS' MEETING

DECEMBER 6, 1990

CONTRACTS AND GRANTS FOR RESEARCH, DEVELOPMENT, CLINICAL
AND EDUCATIONAL SERVICES

Since the Docket for the previous meeting of the U. T. Board of Regents, the following activity has taken place with regard to Contracts and Grants for Research, Development, Clinical and Educational Services:

- I. Non-Governmental Contracts and Grants (Funds Coming In)
- a. 1990 G 390-408 Number of Initial Grant and Contract Awards
\$ 893,443.91 Value of Awards
- b. 1990 G 409-416 Number of Fiscal Amendments to Grant and Contract
 Awards (Increasing or Decreasing by \$10,000)
\$ 197,156.00 Total of Increased Funding
\$ None Total of Reduced Funding
- II. Non-Governmental Contracts and Grants (Funds Going Out)
- a. 1990 G 417-421 Number of Initial Grant and Contract Awards
\$ 5,025.00 Value of Awards
- b. None Number of Fiscal Amendments to Grant and Contract
 Awards (Increasing or Decreasing by \$10,000)
\$ None Total of Increased Funding
\$ None Total of Reduced Funding
- III. State and Local Government Contracts and Grants (Funds Coming In)
- a. 1990 G 422-428 Number of Initial Grant and Contract Awards
\$ 403,710.00 Value of Awards
- b. 1990 G 429-433 Number of Fiscal Amendments to Grant and Contract
 Awards (Increasing or Decreasing by \$10,000)
\$ 350,100.00 Total of Increased Funding
\$ None Total of Reduced Funding
- IV. State and Local Government Contracts and Grants (Funds Going Out)
- a. 1990 G 434 Number of Initial Grant and Contract Awards
\$ 1,462.00 Value of Awards
- b. 1990 G 435-436 Number of Fiscal Amendments to Grant and Contract
 Awards (Increasing or Decreasing by \$10,000)
\$ 59,800.00 Total of Increased Funding
\$ None Total of Reduced Funding
- V. Federal Government Contracts and Grants (Funds Coming In)
- a. 1990 G 437-440 Number of Initial Grant and Contract Awards
\$ 402,435.00 Value of Awards
- b. 1990 G 441-467 Number of Fiscal Amendments to Grant and Contract
 Awards (Increasing or Decreasing by \$10,000)
\$ 3,653,946.00 Total of Increased Funding
\$ None Total of Reduced Funding
- VI. Federal Government Contracts and Grants (Funds Going Out)
- a. None Number of Initial Grant and Contract Awards
\$ None Value of Awards
- b. None Number of Fiscal Amendments to Grant and Contract
 Awards (Increasing or Decreasing by \$10,000)
\$ None Total of Increased Funding
\$ None Total of Reduced Funding

U. T. BOARD OF REGENTS' MEETING

DECEMBER 6, 1990

AMENDMENTS TO THE 1990 BUDGET

The term "rate" for academic institutions is the full-time nine-month base rate and for health institutions is the full-time twelve month base rate; for all other personnel it is the full-time rate, the appointee receiving a proportionate amount depending upon the fraction of time for which he is appointed and the period of his appointment. Source of funds for payment of salaries, unless otherwise shown, is the departmental salaries account.

APPOINTMENTS TO NAMED PROFESSORSHIPS, ENDOWED FELLOWSHIPS, ENDOWED PROFESSORSHIPS, AND ENDOWED CHAIRS - 1990 BUDGET

Appointments were approved through Agenda or Docket action at prior meetings of the Board of Regents, as follows:

<u>Professorship or Chair and Department or School</u>	<u>Academic Rate</u>	<u>Chair or Professorship Appointment</u>	<u>Effective Date</u>
SCHOOL OF MEDICINE			
Human Biological Chemistry and Genetics			
The Robert A. Welch Distinguished Chair in Chemistry and Professor (Tenure)			
1. James C. Lee (RBC 59)	50,000	100,000	7/01

Source of Funds:
 \$ 50,000 - State
 50,000 - Welch Foundation
\$100,000 - Total Salary

U. T. BOARD OF REGENTS' MEETING

DECEMBER 6, 1990

AMENDMENTS TO THE 1990 BUDGET
(Continued)

<u>Item, Department, Title, Name</u>	<u>Effective Date</u>	<u>% Time</u>	<u>Full-time Salary</u>		<u>RBC</u>
			<u>No. Mos.</u>	<u>Rate</u>	
<u>APPOINTMENTS, PROMOTIONS, AND SALARY INCREASES</u>					
SCHOOL OF MEDICINE					
Internal Medicine					
2. Donald J. Dipette					61
From: Associate Professor (Tenure)		100	12	86,502	
To: Associate Professor (Tenure)	8/1	100	12	110,000	
Source of Funds:					
\$ 86,502 - State					
<u>6,998 - MSRDP Grant</u>					
\$ 93,500 - Total Salary					
<u>16,500 - MSRDP Fund</u>					
<u>\$110,000 - Total Compensation</u>					
Internal Medicine and Radiology					
Professor (Tenure)					
3. Marvin W. Kronenberg	8/1	100	12	180,000	63
Source of Funds:					
\$117,480 - State					
<u>62,520 - MSRDP Grant</u>					
<u>\$180,000 - Total Salary</u>					
Psychiatry and Behavioral Sciences					
Professor and Chairman (Tenure)					
4. Robert M.A. Hirschfeld	7/9	100	12	240,000	60
Source of Funds:					
\$123,200 - State					
<u>116,800 - MSRDP Fund</u>					
<u>\$240,000 - Total Compensation</u>					
SCHOOL OF MEDICINE					
MARINE BIOMEDICAL INSTITUTE					
Surgery and Pediatrics					
Marine Biomedical Institute					
5. Howard M. Eisenberg					62
From: Professor and Chief, Surgery Professor (Tenure), Pediatrics Adjunct Member, MBI		100	12	228,867	
To: Professor and Chief, Surgery Professor (Tenure), Pediatrics Adjunct Member, MBI	8/1	100	12	234,960	
Source of Funds:					
\$112,000 - State					
<u>32,071 - MSRDP Grant</u>					
\$144,071 - Total Salary					
<u>90,889 - MSRDP Fund</u>					
<u>\$234,960 - Total Compensation</u>					

U. T. BOARD OF REGENTS' MEETING

DECEMBER 6, 1990

AMENDMENTS TO THE 1990 BUDGET
(Continued)

TRANSFERS OF FUNDS

RBC

UNIVERSITY HOSPITALS

6. Amount of Transfer: \$493,000 65

From: Unallocated Appropriations - Hospitals

To: Emergency Services Maintenance and Operation

To provide funds to cover an unforeseen shortfall resulting from an increase in the number of patients seen

7. Amount of Transfer: \$220,000 64

From: Unallocated Appropriations - Hospitals

To: Anesthesia Service Maintenance and Operation

To provide funds to cover a shortfall created by implementation of regulatory standards, increase in the price and volume of anesthetic agents, central supply issues and unscheduled repairs

U. T. BOARD OF REGENTS' MEETING

DECEMBER 6, 1990

AMENDMENTS TO THE 1991 BUDGET

The term "rate" for academic institutions is the full-time nine-month base rate and for health institutions is the full-time twelve month base rate; for all other personnel it is the full-time rate, the appointee receiving a proportionate amount depending upon the fraction of time for which he is appointed and the period of his appointment. Source of funds for payment of salaries, unless otherwise shown, is the departmental salaries account.

<u>Item, Department, Title, Name</u>	<u>Effective Date</u>	<u>% Time</u>	<u>Full-time Salary</u>		<u>RBC</u>
			<u>No. Mos.</u>	<u>Rate</u>	
<u>APPOINTMENTS, PROMOTIONS, AND SALARY INCREASES</u>					
GENERAL ADMINISTRATION					
Office of Public Affairs					
1. Vicki Y. Saito					
					1
From: Assistant Vice President for External Affairs		100	12	77,250	
To: Assistant Vice President for External Affairs	9/1	100	12	78,750	

The University of Texas
Health Science Center at Houston

885



M. David Low, M.D., Ph.D.
President

P.O. Box 20036
Houston, Texas 77225
(713) 792-4975

October 23, 1990

Dr. Charles B. Mullins
Executive Vice Chancellor for Health Affairs
The University of Texas System
601 Colorado Street
Austin, Texas 78701

Attn: System Budget Office

Dear Dr. Mullins:

The docket for the December 6, 1990 meeting of the Board of Regents is submitted for your recommendation and presentation to the Board.

I recommend approval.

Sincerely,

A handwritten signature in cursive script that reads "David".

M. David Low, M.D., Ph.D.

MDL:mr

THE UNIVERSITY OF TEXAS HEALTH SCIENCE CENTER AT HOUSTON

U. T. BOARD OF REGENTS' MEETING

DECEMBER 6, 1990

TABLE OF CONTENTS

	<u>Page No.</u>
Gifts from Private Donors and Foundations	HH-3
Business Contracts for Services	HH-4
Funds Going Out	
Construction Contracts of \$300,000 or Less	
Standard Affiliation Agreements	HH-6
Contracts and Grants for Research, Development, Clinical and Educational Services	
Over \$500,000 (Funds Coming In and Going Out)	HH-7
All Others	HH-8
Amendments to the 1989-90 Budget	HH-9
(including faculty and staff appointments and changes in status and transfers of funds within existing budget totals)	
Amendments to the 1990-91 Budget	HH-11
(including faculty and staff appointments and changes in status and transfers of funds within existing budget totals)	

THE UNIVERSITY OF TEXAS HEALTH SCIENCE CENTER AT HOUSTON

U. T. BOARD OF REGENTS' MEETING

DECEMBER 6, 1990

GIFTS FROM PRIVATE DONORS AND FOUNDATIONS

The following gift has been received and is recommended for acceptance by the U. T. Board of Regents:

Donor	Purpose	Amount
1. The John S. Dunn Research Foundation P.O. Box 2766 Houston, Texas 77252	To support a fellowship for Dr. Dinu Mistry in the Medical School's Division of Plastic Surgery	\$40,000

THE UNIVERSITY OF TEXAS HEALTH SCIENCE CENTER AT HOUSTON

U. T. BOARD OF REGENTS' MEETING

DECEMBER 6, 1990

BUSINESS CONTRACTS FOR SERVICES

(FUNDS GOING OUT)

The following contract has been awarded, has been administratively approved by the appropriate Executive Vice Chancellor, and is recommended for ratification by the U. T. Board of Regents.

1. Agency: Block 144 Joint Venture
Metropolitan Life Insurance Company
Funds: \$2,260 per month
Period: September 1, 1990 through August 31, 1995
Title/Description: To renew lease space on the roof of the First Interstate Bank Plaza (formerly Allied Bank Plaza) to accommodate the instructional television fixed antenna services

MINOR CONSTRUCTION PROJECTS, as authorized by U. T. Board of Regents' Rules and Regulations, Part II, Chapter VIII, Section 2 (Projects previously approved by the Board of Regents and/or those for Minor Repair and Remodeling for \$300,000.00 or less.)

2. Contractor: Commodore Construction Corporation
Amount: \$15,800.00
Source of Funds: State Funds
Date of Contract: August 1, 1990
Estimated Completion Date: October 5, 1990
Project Title: Dental Branch
Brief Description: Replace ceiling in the auditorium
3. Contractor: Do All Concrete Company
Amount: \$17,900.00
Source of Funds: Designated Funds
Date of Contract: August 23, 1990
Estimated Completion Date: September 27, 1990
Project Title: Recreation Center
Brief Description: Construct sidewalks (1 sidewalk on the Southern boundary near entry on Knight Road and 1 sidewalk from the UT Housing complex to the Appletree at the corner of Old Spanish Trail and Cambridge)
4. Contractor: Do All Concrete Company
Amount: \$14,500.00
Source of Funds: Designated Funds
Date of Contract: August 20, 1990
Estimated Completion Date: September 18, 1990
Project Title: Recreation Center
Brief Description: Construct a pool deck

The University of Texas Health Science Center at Houston
U. T. Board of Regents' Meeting
December 6, 1990
Minor Construction Projects (Continued)

5. Contractor: Durotech, Inc.
Amount: \$22,679.00
Source of Funds: State Funds
Date of Contract: August 24, 1990
Estimated Completion Date: September 28, 1990
Project Title: Operations Center Building
Brief Description: Enclosure walls - Planning Office and Staff Development
6. Contractor: Gantt Construction Company Incorporated
Amount: \$38,349.00
Source of Funds: State Funds
Date of Contract: August 17, 1990
Estimated Completion Date: November 9, 1990
Project Title: Operations Center Building
Brief Description: Replace ridge row
7. Contractor: Holeman Carport & Contracting
Amount: \$8,800.00
Source of Funds: Designated Funds
Date of Contract: July 16, 1990
Estimated Completion Date: September 28, 1990
Project Title: Operations Center Building
Brief Description: Furnish and install walkway cover and carport
8. Contractor: A.P. Keller Construction Company
Amount: \$4,916.31
Source of Funds: State Funds
Date of Contract: August 16, 1990
Estimated Completion Date: September 19, 1990
Project Title: Medical School
Brief Description: Replace ceiling and lights

THE UNIVERSITY OF TEXAS HEALTH SCIENCE CENTER AT HOUSTON

U. T. BOARD OF REGENTS' MEETING

DECEMBER 6, 1990

STANDARD AFFILIATION AGREEMENTS

The agreements recommended for approval by the U. T. Board of Regents are based on the model agreement adopted on April 12, 1990.

1. Facility: Memorial City General Hospital Corporation
d/b/a Memorial City Medical Center Hospital
Date: August 17, 1990
Purpose: Health Care Educational Experience Program
established primarily for the benefit of students
in the School of Allied Health Sciences
2. Facility: The Institute for Rehabilitation and Research
Date: August 10, 1990
Purpose: Health Care Educational Experience Program
established primarily for the benefit of students
in the School of Allied Health Sciences

THE UNIVERSITY OF TEXAS HEALTH SCIENCE CENTER AT HOUSTON

U. T. BOARD OF REGENTS' MEETING

DECEMBER 6, 1990

CONTRACTS OR GRANTS OVER \$500,000

(FUNDS COMING IN)

The following contracts or grants in an amount over \$500,000, have been awarded, have been administratively approved by the appropriate Executive Vice Chancellor, and are recommended for approval by the U. T. Board of Regents.

1. Grantor: Department of Health and Human Services
Division of Medicine
No.: 5 D35 PE00046-03
New Funds: \$944,043
Current Period: September 1, 1990 through May 31, 1991
Title/Description: AIDS Regional Education and Training Center
2. Grantor: Department of Health and Human Services
National Heart, Lung, and Blood Institute
No.: NO1 HC 48052, Modification No. 15
New Funds: \$645,205
Current Period: March 1, 1990 through September 30, 1990
Title/Description: Coordinating Center for Systolic Hypertension in the Elderly Program
3. Grantor: Department of Health and Human Services
National Institute on Drug Abuse
No.: 5 R18 DA06143-02
New Funds: \$1,333,278
Current Period: September 1, 1990 through August 31, 1991
Title/Description: Behavior Reducing Drug Abuse and HIV Spread

(FUNDS GOING OUT)

4. Grantor: The Houston Academy of Medicine - Texas Medical Center
Library
No.: None
New Funds: \$1,472,310
Current Period: September 1, 1990 through August 31, 1991
Title/Description: Operating agreement
5. Grantor: The University of Texas M.D. Anderson Cancer Center
No.: IAC (90-91)1277
New Funds: Not to exceed \$2,500,000
Current Period: September 1, 1990 through August 31, 1991
Title/Description: Provide telephone services, academic and research computer services, Dental Branch boiler room services and other such supplies and services as may be necessary

THE UNIVERSITY OF TEXAS HEALTH SCIENCE CENTER AT HOUSTON

U. T. BOARD OF REGENTS' MEETING

DECEMBER 6, 1990

Contracts and Grants for Research, Development, Clinical
and Educational Services

Since the Docket for the previous meeting of the U. T. Board of Regents, the following activity has taken place with regard to Contracts and Grants for Research, Development, Clinical and Educational Services:

- I. Non-Governmental Contracts and Grants (Funds Coming In)
- a. 1990 HH 474-488 Number of Initial Grant and Contract Awards
\$ 554,575.00 Value of Awards
- b. 1990 HH 489 Number of Fiscal Amendments to Grant and Contract Awards (Increasing or Decreasing by \$10,000)
\$ 13,162.00 Total of Increased Funding
\$ None Total of Reduced Funding
- II. Non-Governmental Contracts and Grants (Funds Going Out)
- a. None Number of Initial Grant and Contract Awards
\$ None Value of Awards
- b. 1990 HH 490-492 Number of Fiscal Amendments to Grant and Contract Awards (Increasing or Decreasing by \$10,000)
\$ 41,320.00 Total of Increased Funding
\$ None Total of Reduced Funding
- III. State and Local Government Contracts and Grants (Funds Coming In)
- a. 1990 HH 493-496 Number of Initial Grant and Contract Awards
\$ 341,638.00 Value of Awards
- b. 1990 HH 497 Number of Fiscal Amendments to Grant and Contract Awards (Increasing or Decreasing by \$10,000)
\$ 26,460.00 Total of Increased Funding
\$ None Total of Reduced Funding
- IV. State and Local Government Contracts and Grants (Funds Going Out)
- a. 1990 HH 498 Number of Initial Grant and Contract Awards
\$ 50,000.00 Value of Awards
- b. None Number of Fiscal Amendments to Grant and Contract Awards (Increasing or Decreasing by \$10,000)
\$ None Total of Increased Funding
\$ None Total of Reduced Funding
- V. Federal Government Contracts and Grants (Funds Coming In)
- a. 1990 HH 499-527 Number of Initial Grant and Contract Awards
\$ 4,178,149.00 Value of Awards
- b. 1990 HH 528-529 Number of Fiscal Amendments to Grant and Contract Awards (Increasing or Decreasing by \$10,000)
\$ 55,562.00 Total of Increased Funding
\$ None Total of Reduced Funding
- VI. Federal Government Contracts and Grants (Funds Going Out)
- a. None Number of Initial Grant and Contract Awards
\$ None Value of Awards
- b. None Number of Fiscal Amendments to Grant and Contract Awards (Increasing or Decreasing by \$10,000)
\$ None Total of Increased Funding
\$ None Total of Reduced Funding

THE UNIVERSITY OF TEXAS HEALTH SCIENCE CENTER AT HOUSTON

U. T. BOARD OF REGENTS' MEETING

DECEMBER 6, 1990

AMENDMENTS TO THE 1990 BUDGET

The term "rate" for academic institutions is the full-time nine-month base rate and for health institutions is the full-time twelve month base rate; for all other personnel it is the full-time rate, the appointee receiving a proportionate amount depending upon the fraction of time for which he is appointed and the period of his appointment. Source of funds for payment of salaries, unless otherwise shown, is the departmental salaries account.

<u>Item, Department, Title, Name</u>	<u>Effective Date</u>	<u>% Time</u>	<u>Full-time Salary</u>		<u>RBC</u>
			<u>No. Mos.</u>	<u>Rate</u>	

APPOINTMENTS, PROMOTIONS, AND SALARY INCREASES

HOUSTON NURSING SCHOOL

Instruction

General Instruction

1. Robert W. Vogler

113

From: Associate Professor (Tenure) 100 12 \$63,788

To: Associate Professor of Nursing Service (Tenure) 06/01/90 100 12 68,288

Source of Funds:

\$57,362 - State

10,926 - Grant Funds

\$68,288 - Total Salary

THE UNIVERSITY OF TEXAS HEALTH SCIENCE CENTER AT HOUSTON

U. T. BOARD OF REGENTS' MEETING

DECEMBER 6, 1990

AMENDMENTS TO THE 1990 BUDGET

TRANSFERS OF FUNDS

HOUSTON HEALTH SCIENCE CENTER

2. Amount of Transfer: \$146,000 108

From: Houston Academy of Medicine - Utilities

To: Utilities:

Dental Branch (\$50,585)

President's Residence (\$2,300)

School of Public Health (\$93,115)

To reallocate purchased utilities funds during fiscal year 1989-90

HOUSTON MEDICAL SCHOOL

3. Amount of Transfer: \$100,000 116

From: Unallocated Appropriations - Faculty Salaries

To: Administrative Cost Allocation - Maintenance and Operation

To provide operating funds for payment of malpractice claim during fiscal year 1989-90

4. Amount of Transfer: \$120,976 109

From: Unallocated Appropriations - Faculty Salaries

To: LBJ Hospital - Medical Staff - Faculty Salaries

To provide funds for faculty salaries due to July 1, 1990 opening of LBJ Hospital during fiscal year 1989-90

DESIGNATED FUNDS

5. Amount of Transfer: \$255,000 112

From: MSRDP - Radiology - Prior Year Balance Forward

To: Equipment

To purchase a Telecommunications system between LBJ Hospital and Hermann Hospital to interface with campus and worldwide internet for faculty and funding for 4.7T 330mm magnet for expanding NMR research during fiscal year 1989-90

THE UNIVERSITY OF TEXAS HEALTH SCIENCE CENTER AT HOUSTON

U. T. BOARD OF REGENTS' MEETING

DECEMBER 6, 1990

AMENDMENTS TO THE 1991 BUDGET

The term "rate" for academic institutions is the full-time nine-month base rate and for health institutions is the full-time twelve month base rate; for all other personnel it is the full-time rate, the appointee receiving a proportionate amount depending upon the fraction of time for which he is appointed and the period of his appointment. Source of funds for payment of salaries, unless otherwise shown, is the departmental salaries account.

<u>Item, Department, Title, Name</u>	<u>Effective Date</u>	<u>% Time</u>	<u>Full-time Salary</u>		<u>RBC</u>
			<u>No. Mos.</u>	<u>Rate</u>	
<u>APPOINTMENTS, PROMOTIONS, AND SALARY INCREASES</u>					
HOUSTON DENTAL BRANCH					
School of Dentistry					
Endodontics					
1. John Ludington, Jr.					018
From: Associate Professor (Tenure)		100	12	\$82,225	
To: Associate Professor (Tenure) and Chairman	09/01/90	100	12	90,000	
PUBLIC HEALTH SCHOOL					
Instruction					
San Antonio Program					
2. Benjamin Bradshaw					016
From: Professor (Tenure)		100	12	60,800	
To: Professor (Tenure)	09/01/90	100	12	66,800	



896

The University of Texas
Health Science Center at San Antonio
7703 Floyd Curl Drive
San Antonio, Texas 78284-7834

Office of the President

Phone: (512) 567-2000

October 23, 1990

Dr. Charles B. Mullins
Executive Vice Chancellor for Health Affairs
The University of Texas System
601 Colorado Street
Austin, Texas 78701

Attn: System Budget Office

Dear Dr. ^{Christie}~~Mullins~~:

The docket for the December 6, 1990 meeting of the Board of Regents is submitted for your recommendation and presentation to the Board.

I recommend approval.

Sincerely yours,

A handwritten signature in cursive script, appearing to read "John P. Howe, III".

John P. Howe, III, M.D.
President

JPH:gs

THE UNIVERSITY OF TEXAS HEALTH SCIENCE CENTER AT SAN ANTONIO

U. T. BOARD OF REGENTS' MEETING

DECEMBER 6, 1990

TABLE OF CONTENTS

	<u>Page No.</u>
Substantive Catalog Changes	HS-3
Business Contracts for Services	HS-4
Standard Affiliation Agreements	HS-5
Patent License Agreements	HS-6
Contracts and Grants for Research, Development, Clinical and Educational Services:	
Over \$500,000 (Funds Coming In and/or Funds Going Out) . . .	HS-7
Foreign (Funds Coming In and/or Funds Going Out)	HS-8
All Others	HS-9
Amendments to the 1990 Budget	HS-11
(includes faculty and staff appointments and changes in status and transfers of funds within existing budget totals)	

THE UNIVERSITY OF TEXAS HEALTH SCIENCE CENTER AT SAN ANTONIO

U.T. BOARD OF REGENTS' MEETING

DECEMBER 6, 1990

SUBSTANTIVE CATALOG CHANGES

The following listing summarizes the substantive changes proposed to the catalog of The University of Texas Health Science Center at San Antonio. These catalog changes have been administratively approved by the appropriate Executive Vice Chancellor.

SCHOOL OF ALLIED HEALTH SCIENCES 1990-92 CATALOG

<u>Page Number(s)</u>	<u>Summary of Proposed Substantive Change</u>
19	Addition of Texas Academic Skills Program (TASP) test requirements.
24	Policy on registration <u>in absentia</u> added to this catalog for the first time.
26	Revision of tuition and fees <u>Installment Payments</u> procedure to conform to recent legislation providing for four equal payments.
27	Revisions indicating increases in Student Services Fee and Graduation Fee and addition of Transcript Fee, previously approved by Regents, which became effective Fall 1989.
53	Addition of new course <u>DELT 10501 Practical Infection Control</u> to curriculum of Dental Laboratory Technology program and substitution of UTHSCSA course <u>DELT 10357 Communications for Health Care Providers</u> for San Antonio College Business and Professional Speech course.
85	Substitution of a general physics course for an introductory course in sociology as lower-division prerequisites for the Occupational Therapy program.
86	Deletion of optional summer session in Occupational Therapy program.

THE UNIVERSITY OF TEXAS HEALTH SCIENCE CENTER AT SAN ANTONIO

U.T. BOARD OF REGENTS' MEETING

DECEMBER 6, 1990

BUSINESS CONTRACTS FOR SERVICES

(FUNDS COMING IN)

The following contracts have been awarded, have been administratively approved by the appropriate Executive Vice Chancellor, and are recommended for ratification by the U.T. Board of Regents:

1. Agency: Financial Corporation of America, Inc.
Funds: Established fees per contract
Period: June 28, 1990 through termination
Title/Description: Collection Agency Contract for MSRDP Accounts
2. Agency: The Frost National Bank of San Antonio
Funds: None
Period: September 4, 1990 through termination
Title/Description: Controlled Disbursement Agreement
3. Agency: The Frost National Bank of San Antonio
Funds: None
Period: September 4, 1990 through termination
Title/Description: Zero Balance Account Agreement

THE UNIVERSITY OF TEXAS HEALTH SCIENCE CENTER AT SAN ANTONIO

U.T. BOARD OF REGENTS' MEETING

DECEMBER 6, 1990

STANDARD AFFILIATION AGREEMENTS

The agreements recommended for approval by the U.T. Board of Regents are based on the model agreement adopted on April 12, 1990.

1. Facility: Humana Hospital - Village Oaks
Louisville, Kentucky
Date: September 6, 1990
Purpose: To contribute to the training opportunities of our students
2. Facility: Spring Hill Rehabilitation Network
Birmingham, Alabama
Date: September 7, 1990
Purpose: To contribute to the training opportunities of our students
3. Facility: St. David's Rehabilitation Center
Austin, Texas
Date: September 26, 1990
Purpose: To contribute to the training opportunities of our students

THE UNIVERSITY OF TEXAS HEALTH SCIENCE CENTER AT SAN ANTONIO

U. T. BOARD OF REGENTS' MEETING

DECEMBER 6, 1990

PATENT LICENSE AGREEMENTS

The following agreement has been awarded and is recommended for approval by the U. T. Board of Regents:

- | | |
|--------------|--|
| 1. Licensee: | Cook Incorporated
Bloomington, Indiana 47402 |
| Fee-Royalty: | \$10.00; 3% of net sales |
| Period: | October 1, 1990 through September 30, 2005 |
| Description: | Device for Measuring Anterior Fontanelle
Pressure |

THE UNIVERSITY OF TEXAS HEALTH SCIENCE CENTER AT SAN ANTONIO

U.T. BOARD OF REGENTS' MEETING

DECEMBER 6, 1990

CONTRACTS OR GRANTS OVER \$500,000

(FUNDS COMING IN)

The following contracts or grants in an amount over \$500,000, have been awarded, have been administratively approved by the appropriate Executive Vice Chancellor, and are recommended for approval by the U.T. Board of Regents:

1. Grantor: Bexar County Hospital District
 No.: None
 New Funds: \$1,386,435
 Current Period: January 1, 1990 through December 31, 1990
 Title/Description: Agreement with UTHSCSA for Personnel
2. Grantor: National Institute on Drug Abuse
 No.: 5 R18 DA06128-02
 New Funds: \$1,011,615
 Current Period: September 1, 1990 through August 31, 1991
 Title/Description: Improving Retention on Methadone Maintenance
3. Grantor: National Heart, Lung, and Blood Institute
 No.: 5 P01 HL36080-05
 New Funds: \$704,009
 Current Period: July 1, 1990 through June 30, 1991
 Title/Description: Sympathetic Nervous System and Blood Pressure Regulations
4. Grantor: National Institute of Allergy and Infectious Diseases
 No.: 5 P01 AI22380-06
 New Funds: \$771,217
 Current Period: September 1, 1990 through August 31, 1991
 Title/Description: Program on Sexually Transmitted Diseases
5. Grantor: National Institute of Diabetes and Digestive and Kidney Diseases
 No.: 5 P01 DK17387-18
 New Funds: \$575,626
 Current Period: July 1, 1990 through June 30, 1991
 Title/Description: Physiology and Pathophysiology of Kidney Function

THE UNIVERSITY OF TEXAS HEALTH SCIENCE CENTER AT SAN ANTONIO

U.T. BOARD OF REGENTS' MEETING

DECEMBER 6, 1990

FOREIGN CONTRACTS AND GRANTS FOR RESEARCH,
DEVELOPMENT AND EDUCATIONAL SERVICES

(FUNDS COMING IN)

The following items have been awarded and are recommended for approval by the U.T. Board of Regents:

1. Country: Japan
 Business/Entity: Kirin Brewery Co., Ltd.
 No.: None
 New Funds: \$11,928
 Current Period: May 1, 1989 through May 31, 1990
 Title/Description: Industry/University Cooperative Research Center Agreement

2. Country: Canada
 Business/Entity: Medical Research Council of Canada
 No.: 9004FER-1044-33221
 New Funds: \$27,828
 Current Period: September 1, 1990 to August 31, 1991
 Title/Description: Fellowship for Dr. Douglas S. Martin

THE UNIVERSITY OF TEXAS HEALTH SCIENCE CENTER AT SAN ANTONIO

U.T. BOARD OF REGENTS' MEETING

DECEMBER 6, 1990

CONTRACTS AND GRANTS FOR RESEARCH, DEVELOPMENT, CLINICAL
AND EDUCATIONAL SERVICES

Since the Docket for the previous meeting of the U.T. Board of Regents, the following activity has taken place with regard to Contracts and Grants for Research, Development, Clinical and Educational Services:

- I. Non-Governmental Contracts and Grants (Funds Coming In)
- | | |
|---------------------------|---|
| a. <u>1990 HS 422-454</u> | Number of Initial Grant and Contract Awards |
| <u>\$1,504,341.02</u> | Value of Awards |
| b. <u>None</u> | Number of Fiscal Amendments to Grant and Contract Awards (Increasing or Decreasing by \$10,000) |
| <u>\$None</u> | Total of Increased Funding |
| <u>\$None</u> | Total of Reduced Funding |
- II. Non-Governmental Contracts and Grants (Funds Going Out)
- | | |
|---------------------------|---|
| a. <u>1990 HS 455-457</u> | Number of Initial Grant and Contract Awards |
| <u>\$349,300.00</u> | Value of Awards |
| b. <u>None</u> | Number of Fiscal Amendments to Grant and Contract Awards (Increasing or Decreasing by \$10,000) |
| <u>\$None</u> | Total of Increased Funding |
| <u>\$None</u> | Total of Reduced Funding |
- III. State and Local Government Contracts and Grants (Funds Coming In)
- | | |
|---------------------------|---|
| a. <u>1990 HS 458-470</u> | Number of Initial Grant and Contract Awards |
| <u>\$398,855</u> | Value of Awards |
| b. <u>None</u> | Number of Fiscal Amendments to Grant and Contract Awards (Increasing or Decreasing by \$10,000) |
| <u>\$None</u> | Total of Increased Funding |
| <u>\$None</u> | Total of Reduced Funding |
- IV. State and Local Government Contracts and Grants (Funds Going Out)
- | | |
|-----------------------|---|
| a. <u>1990 HS 471</u> | Number of Initial Grant and Contract Awards |
| <u>\$55,000.00</u> | Value of Awards |
| b. <u>None</u> | Number of Fiscal Amendments to Grant and Contract Awards (Increasing or Decreasing by \$10,000) |
| <u>\$None</u> | Total of Increased Funding |
| <u>\$None</u> | Total of Reduced Funding |

THE UNIVERSITY OF TEXAS HEALTH SCIENCE CENTER AT SAN ANTONIO

U.T. BOARD OF REGENTS' MEETING

DECEMBER 6, 1990

CONTRACTS AND GRANTS FOR RESEARCH, DEVELOPMENT, CLINICAL
AND EDUCATIONAL SERVICES
(Continued)

V. Federal Government Contracts and Grants (Funds Coming In)	
a. <u>1990 HS 472-517</u>	Number of Initial Grant and Contract Awards
<u>\$4,445,162.20</u>	Value of Awards
b. <u>1990 HS 518-519</u>	
	Number of Fiscal Amendments to Grant and Contract Awards (Increasing or Decreasing by \$10,000)
<u>\$74,661.00</u>	Total of Increased Funding
<u>\$None</u>	Total of Reduced Funding
VI. Federal Government Contracts and Grants (Funds Going Out)	
a. <u>None</u>	Number of Initial Grant and Contract Awards
<u>\$None</u>	Value of Awards
b. <u>None</u>	
	Number of Fiscal Amendments to Grant and Contract Awards (Increasing or Decreasing by \$10,000)
<u>\$None</u>	Total of Increased Funding
<u>\$None</u>	Total of Reduced Funding

THE UNIVERSITY OF TEXAS HEALTH SCIENCE CENTER AT SAN ANTONIO

U.T. BOARD OF REGENTS' MEETING

DECEMBER 6, 1990

AMENDMENTS TO THE 1990 OPERATING BUDGET

The term "rate" for academic institutions is the full-time nine-month base rate and for health institutions is the full-time twelve month base rate; for all other personnel it is the full-time rate, the appointee receiving a proportionate amount depending upon the fraction of time for which he is appointed and the period of his appointment. Source of funds for payment of salaries, unless otherwise shown, is the departmental salaries account.

<u>Item, Department, Title, Name</u>	<u>Effective Date</u>	<u>% Time</u>	<u>Full-time Salary</u>		<u>RBC</u>
			<u>No. Mos.</u>	<u>Rate</u>	
<u>APPOINTMENTS, PROMOTIONS, AND SALARY INCREASES</u>					
MEDICAL SCHOOL					
Medicine					
1. Arlan G. Richardson					45
From: Assistant Professor (Non-Tenure)		100	12	\$ 85,000	
To: Professor (Tenure)	8/01/90	100	12	85,000	
Source of Funds:					
\$ 14,685 State					
<u>48,458 VA Medical Center Hospital</u>					
\$ 64,143 Total Salary					
<u>21,857 MSRDP Augmentation</u>					
\$ 85,000 Total Compensation					
Otolaryngology					
Professor and Chairman (Tenure)					
2. Robert A. Dobie	8/06/90	100	12	\$238,000	44
Source of Funds:					
\$123,200 State					
<u>114,800 MSRDP Augmentation</u>					
\$238,000 Total Compensation					

AMENDMENTS TO THE 1991 OPERATING BUDGET

The term "rate" for academic institutions is the full-time nine-month base rate and for health institutions is the full-time twelve month base rate; for all other personnel it is the full-time rate, the appointee receiving a proportionate amount depending upon the fraction of time for which he is appointed and the period of his appointment. Source of funds for payment of salaries, unless otherwise shown, is the departmental salaries account.

<u>Item, Department, Title, Name</u>	<u>Effective Date</u>	<u>% Time</u>	<u>Full-time Salary</u>		<u>RBC</u>
			<u>No. Mos.</u>	<u>Rate</u>	
<u>APPOINTMENTS, PROMOTIONS, AND SALARY INCREASES</u>					
MEDICAL SCHOOL					
Family Practice, Office of the Dean of the Dental School, South Texas Research Center, and Community Dentistry					
3. Antonio Furino					5
From: Coordinator of Health Economics and Professor (Non-Tenure)		100	12	\$ 73,632	
To: Coordinator of Health Economics and Professor (Tenure)	9/01/90	100	12	73,632	
Source of Funds:					
\$ 59,000 State					
14,632 Inter-Agency Contract					
\$ 73,632 Total Compensation					
ALLIED HEALTH SCIENCES					
Medical Technology					
4. Linda A. Smith					4
From: Associate Professor		100	12	38,842	
To: Associate Professor	9/01/90	100	12	42,802	
Dental Assisting Education					
5. Christine A. Leimone					3
From: Associate Professor		60	12	48,418	
To: Associate Professor and Program Director	9/01/90	100	12	48,418	
VARIOUS DEPARTMENTS					
MEDICAL SCHOOL					
Anesthesiology					
6. R. Brian Smith					2
From: Professor and Chairman	9/01/90	100	12	232,000	
Source of Funds:					
\$112,404 State					
3,596 MSRDP Grant					
\$116,000 Total Salary					
116,000 MSRDP Augmentation					
\$232,000 Total Compensation					

THE UNIVERSITY OF TEXAS HEALTH SCIENCE CENTER AT SAN ANTONIO

U.T. BOARD OF REGENTS' MEETING

DECEMBER 6, 1990

AMENDMENTS TO THE 1991 OPERATING BUDGET
(Continued)

<u>Item, Department, Title, Name</u>	<u>Effective Date</u>	<u>% Time</u>	<u>Full-time Salary</u>		<u>RBC</u>
			<u>No. Mos.</u>	<u>Rate</u>	
<u>APPOINTMENTS, PROMOTIONS, AND SALARY INCREASES</u>					
VARIOUS DEPARTMENTS (continued)					
MEDICAL SCHOOL (continued)					
Family Practice					
7. Carlos A. Moreno					2
From: Associate Professor		100	12	\$ 79,171	
To: Associate Professor	9/01/90	100	12	83,100	
Source of Funds:					
\$ 73,707 State					
<u>5,463</u> DHHS Grant					
\$ 79,170 Total Salary					
<u>3,930</u> MSRDP Augmentation					
\$ 83,100 Total Compensation					
Medicine					
8. Jay H. Stein					2
From: Professor and Chairman and Dan F. Parman Chair in Medicine		100	12	231,442	
To: Professor and Chairman and Dan F. Parman Chair in Medicine	9/01/90	100	12	252,280	
Source of Funds:					
\$119,752 State					
<u>15,867</u> DHHS Grant					
\$135,619 Total Salary					
<u>116,661</u> MSRDP Augmentation					
\$252,280 Total Compensation					

THE UNIVERSITY OF TEXAS HEALTH SCIENCE CENTER AT SAN ANTONIO

U.T. BOARD OF REGENTS' MEETING

DECEMBER 6, 1990

AMENDMENTS TO THE 1991 OPERATING BUDGET
(Continued)

<u>Item, Department, Title, Name</u>	<u>Effective Date</u>	<u>% Time</u>	<u>Full-time Salary</u>		<u>RBC</u>
			<u>No. Mos.</u>	<u>Rate</u>	
<u>APPOINTMENTS, PROMOTIONS, AND SALARY INCREASES</u>					
VARIOUS DEPARTMENTS (continued)					
MEDICAL SCHOOL (continued)					
Medicine (continued)					
9. Andrew K. Diehl					2
From: Professor		100	12	\$105,322	
To: Professor	9/01/90	100	12	116,322	
Source of Funds:					
\$ 91,314 State					
14,008 BCHD Contract					
<u>\$105,322 Total Salary</u>					
11,000 MSRDP Augmentation					
<u>\$116,322 Total Compensation</u>					
10. G. David Roodman					2
From: Professor		100	12	105,482	
To: Professor	9/01/90	100	12	115,482	
Source of Funds:					
\$ 83,982 VA Medical Center Hospital					
31,500 MSRDP Augmentation					
<u>\$115,482 Total Compensation</u>					
11. Richard L. Bauer					2
From: Associate Professor		100	12	88,550	
To: Associate Professor	9/01/90	100	12	102,550	
Source of Funds:					
\$ 3,741 State					
10,012 DHHS Grant					
<u>74,797 VA Medical Center Hospital</u>					
<u>\$ 88,550 Total Salary</u>					
14,000 MSRDP Augmentation					
<u>\$102,550 Total Compensation</u>					

THE UNIVERSITY OF TEXAS HEALTH SCIENCE CENTER AT SAN ANTONIO

U.T. BOARD OF REGENTS' MEETING

DECEMBER 6, 1990

AMENDMENTS TO THE 1991 OPERATING BUDGET
(Continued)

<u>Item, Department, Title, Name</u>	<u>Effective Date</u>	<u>% Time</u>	<u>Full-time Salary</u>		<u>RBC</u>
			<u>No. Mos.</u>	<u>Rate</u>	
<u>APPOINTMENTS, PROMOTIONS, AND SALARY INCREASES</u>					
VARIOUS DEPARTMENTS (continued)					
MEDICAL SCHOOL (continued)					
Medicine (continued)					
12. John E. Carter					2
From: Associate Professor		100	12	\$ 86,060	
To: Associate Professor	9/01/90	100	12	92,060	
				\$ 86,060 State	
				<u>6,000</u> MSRDP Augmentation	
				\$ 92,060 Total Compensation	
13. Gregory L. Freeman					2
From: Associate Professor		100	12	92,956	
To: Associate Professor	9/01/90	100	12	108,956	
				Source of Funds:	
				\$ 35,000 American Heart Association	
				<u>49,663</u> VA Medical Center Hospital	
				\$ 84,663 Total Salary	
				<u>24,293</u> MSRDP Augmentation	
				\$108,956 Total Compensation	
14. Terrance Fried					2
From: Associate Professor		100	12	81,502	
To: Associate Professor	9/01/90	100	12	89,502	
				Source of Funds:	
				\$ 16,075 State	
				13,188 DHHS Grant	
				<u>48,491</u> VA Medical Center Hospital	
				\$ 77,754 Total Salary	
				<u>11,748</u> MSRDP Augmentation	
				\$ 89,502 Total Compensation	

THE UNIVERSITY OF TEXAS HEALTH SCIENCE CENTER AT SAN ANTONIO

U.T. BOARD OF REGENTS' MEETING

DECEMBER 6, 1990

AMENDMENTS TO THE 1991 OPERATING BUDGET
(Continued)

<u>Item, Department, Title, Name</u>	<u>Effective Date</u>	<u>% Time</u>	<u>No. Mos.</u>	<u>Full-time Salary</u>		<u>RBC</u>
				<u>Rate</u>	<u>Rate</u>	
<u>APPOINTMENTS, PROMOTIONS, AND SALARY INCREASES</u>						
VARIOUS DEPARTMENTS (continued)						
MEDICAL SCHOOL (continued)						
Medicine (continued)						
15. Robert G. Hart						2
From: Associate Professor		100	12	\$ 92,445		
To: Associate Professor	9/01/90	100	12	98,445		
Source of Funds:						
\$ 27,796 State						
11,988 DHHS Grant						
<u>52,661</u> VA Medical Center Hospital						
\$ 92,445 Total Salary						
6,000 MSRDP Augmentation						
<u>\$ 98,445</u> Total Compensation						
16. D. Douglas Miller						2
From: Associate Professor		100	12	83,458		
To: Associate Professor	9/01/90	100	12	94,874		
Source of Funds:						
\$ 34,737 State						
<u>46,727</u> VA Medical Center Hospital						
\$ 81,464 Total Salary						
13,410 MSRDP Augmentation						
<u>\$ 94,874</u> Total Compensation						
17. Cynthia D. Mulrow						2
From: Associate Professor		100	12	70,736		
To: Associate Professor	9/01/90	100	12	83,736		
Source of Funds:						
\$ 23,010 DHHS Grant						
<u>47,726</u> Veterans Administration Hospital						
\$ 70,736 Total Salary						
13,000 MSRDP Augmentation						
<u>\$ 83,736</u> Total Compensation						

THE UNIVERSITY OF TEXAS HEALTH SCIENCE CENTER AT SAN ANTONIO

U.T. BOARD OF REGENTS' MEETING

DECEMBER 6, 1990

AMENDMENTS TO THE 1991 OPERATING BUDGET
(Continued)

<u>Item, Department, Title, Name</u>	<u>Effective Date</u>	<u>% Time</u>	<u>Full-time Salary</u>		<u>RBC</u>
			<u>No. Mos.</u>	<u>Rate</u>	
<u>APPOINTMENTS, PROMOTIONS, AND SALARY INCREASES</u>					
VARIOUS DEPARTMENTS (continued)					
MEDICAL SCHOOL (continued)					
Obstetrics and Gynecology					
18. Carl H. Pauerstein					2
From: Humana Foundation Professor and Chairman of Obstetrics and Gynecology		100	12	\$231,442	
To: Humana Foundation Professor and Chairman of Obstetrics and Gynecology	9/01/90	100	12	252,280	
Source of Funds:					
\$115,670 State					
<u>10,470</u> MSRDP Grant					
\$126,140 Total Salary					
<u>126,140</u> MSRDP Augmentation					
\$252,280 Total Compensation					
19. Robert W. Huff					2
From: Joseph Seitchik Chair in Reproductive Genetics and Deputy Chairman		100	12	201,977	
To: Joseph Seitchik Chair in Reproductive Genetics and Deputy Chairman	9/01/90	100	12	211,977	
Source of Funds:					
\$114,333 State					
<u>97,644</u> MSRDP Augmentation					
\$211,977 Total Compensation					

THE UNIVERSITY OF TEXAS HEALTH SCIENCE CENTER AT SAN ANTONIO

U.T. BOARD OF REGENTS' MEETING

DECEMBER 6, 1990

AMENDMENTS TO THE 1991 OPERATING BUDGET
(Continued)

<u>Item, Department, Title, Name</u>	<u>Effective Date</u>	<u>% Time</u>	<u>Full-time Salary</u>		<u>RBC</u>
			<u>No. Mos.</u>	<u>Rate</u>	
<u>APPOINTMENTS, PROMOTIONS, AND SALARY INCREASES</u>					
VARIOUS DEPARTMENTS (continued)					
MEDICAL SCHOOL (continued)					
Obstetrics and Gynecology (continued)					
20. Robert S. Schenken					2
From: Frank Harrison Chair in Reproduction Endocrinology		100	12	\$150,889	
To: Frank Harrison Chair in Reproduction Endocrinology	9/01/90	100	12	185,500	
Source of Funds:					
\$103,057 State					
32,743 MSRDP Grant					
<u>15,089</u> DHHS Grant					
\$150,889 Total Salary					
<u>34,611</u> MSRDP Augmentation					
\$185,500 Total Compensation					
21. Edward R. Newton					2
From: Associate Professor		100	12	130,380	
To: Associate Professor	9/01/90	100	12	143,210	
Source of Funds:					
\$ 91,800 State					
<u>51,410</u> MSRDP Augmentation					
\$143,210 Total Compensation					

THE UNIVERSITY OF TEXAS HEALTH SCIENCE CENTER AT SAN ANTONIO

U.T. BOARD OF REGENTS' MEETING

DECEMBER 6, 1990

AMENDMENTS TO THE 1991 OPERATING BUDGET
(Continued)

<u>Item, Department, Title, Name</u>	<u>Effective Date</u>	<u>% Time</u>	<u>No. Mos.</u>	<u>Full-time Salary</u>		<u>RBC</u>
				<u>Rate</u>	<u>Rate</u>	
<u>APPOINTMENTS, PROMOTIONS, AND SALARY INCREASES</u>						
VARIOUS DEPARTMENTS (continued)						
MEDICAL SCHOOL (continued)						
Obstetrics and Gynecology (continued)						
22. David L. Olive						2
From: Associate Professor		100	12	\$125,160		
To: Associate Professor	9/01/90	100	12	143,210		
Source of Funds:						
\$ 89,250 State						
<u>53,960</u> MSRDP Augmentation						
\$143,210 Total Compensation						
Pediatrics						
23. John A. Mangos						2
From: Professor and Chairman		100	12	161,291		
To: Professor and Chairman	9/01/90	100	12	168,540		
Source of Funds:						
\$107,855 State						
<u>60,685</u> MSRDP Augmentation						
\$168,540 Total Compensation						
24. Rajam S. Ramamurthy						2
From: Professor		100	12	97,420		
To: Professor	9/01/90	100	12	105,420		
Source of Funds:						
\$ 89,924 State						
<u>15,496</u> MSRDP Augmentation						
\$105,420 Total Compensation						

THE UNIVERSITY OF TEXAS HEALTH SCIENCE CENTER AT SAN ANTONIO

U.T. BOARD OF REGENTS' MEETING

DECEMBER 6, 1990

AMENDMENTS TO THE 1991 OPERATING BUDGET
(Continued)

<u>Item, Department, Title, Name</u>	<u>Effective Date</u>	<u>% Time</u>	<u>Full-time Salary</u>		<u>RBC</u>
			<u>No. Mos.</u>	<u>Rate</u>	
<u>APPOINTMENTS, PROMOTIONS, AND SALARY INCREASES</u>					
VARIOUS DEPARTMENTS (continued)					
MEDICAL SCHOOL (continued)					
Pediatrics (continued)					
25. Victor F. German					2
From: Associate Professor		100	12	\$ 78,237	
To: Associate Professor	9/01/90	100	12	88,237	
Source of Funds:					
\$ 78,237 State					
<u>10,000</u> MSRDP Augmentation					
\$ 88,237 Total Compensation					
26. Anthony J. Infante					2
From: Associate Professor		100	12	76,105	
To: Associate Professor	9/01/90	100	12	84,105	
Source of Funds:					
\$ 76,105 State					
<u>8,000</u> MSRDP Augmentation					
\$ 84,105 Total Compensation					
27. Robert J. Nolan, Jr.					2
From: Assistant Professor		100	12	72,685	
To: Assistant Professor	9/01/90	100	12	80,685	
Source of Funds:					
\$ 63,963 State					
<u>16,722</u> MSRDP Augmentation					
\$ 80,685 Total Compensation					

THE UNIVERSITY OF TEXAS HEALTH SCIENCE CENTER AT SAN ANTONIO

U.T. BOARD OF REGENTS' MEETING

DECEMBER 6, 1990

AMENDMENTS TO THE 1991 OPERATING BUDGET
(Continued)

<u>Item, Department, Title, Name</u>	<u>Effective Date</u>	<u>% Time</u>	<u>Full-time Salary</u>		<u>RBC</u>
			<u>No. Mos.</u>	<u>Rate</u>	
<u>APPOINTMENTS, PROMOTIONS, AND SALARY INCREASES</u>					
VARIOUS DEPARTMENTS (continued)					
MEDICAL SCHOOL (continued)					
Rehabilitation Medicine					
28. Nicolas E. Walsh					2
From: Professor and Chairman		100	12	\$200,000	
To: Professor and Chairman	9/01/90	100	12	210,000	
Source of Funds:					
\$126,896 State					
<u>83,104</u> MSRDP Augmentation					
<u>\$210,000</u> Total Compensation					
29. Virgil W. Faulkner					2
From: Associate Professor		100	12	55,120	
To: Associate Professor	9/01/90	100	12	56,602	
Source of Funds:					
\$ 51,000 State					
<u>5,602</u> MSRDP Augmentation					
<u>\$56,602</u> Total Compensation					
Orthopaedics					
30. James D. Heckman					2
From: Professor and Chairman		100	12	225,000	
To: Professor and Chairman	9/01/90	100	12	235,000	
Source of Funds:					
\$103,880 State					
<u>19,033</u> MSRDP Grant					
<u>\$122,913</u> Total Salary					
<u>112,087</u> MSRDP Augmentation					
<u>\$235,000</u> Total Salary					

THE UNIVERSITY OF TEXAS HEALTH SCIENCE CENTER AT SAN ANTONIO

U.T. BOARD OF REGENTS' MEETING

DECEMBER 6, 1990

AMENDMENTS TO THE 1991 OPERATING BUDGET
(Continued)

<u>Item, Department, Title, Name</u>	<u>Effective Date</u>	<u>% Time</u>	<u>Full-time Salary</u>		<u>RBC</u>
			<u>No. Mos.</u>	<u>Rate</u>	
<u>APPOINTMENTS, PROMOTIONS, AND SALARY INCREASES</u>					
VARIOUS DEPARTMENTS (continued)					
MEDICAL SCHOOL (continued)					
Psychiatry					
31. Robert L. Leon					2
From: Professor and Chairman		100	12	\$191,091	
To: Professor and Chairman	9/01/90	100	12	211,000	
Source of Funds:					
\$109,872 State					
20,534 Children's Center					
<u>\$130,406 Total Salary</u>					
80,594 MSRDP Augmentation					
<u>\$211,000 Total Compensation</u>					
32. Cervando Martinez, Jr.					2
From: Professor		100	12	118,110	
To: Professor	9/01/90	100	12	127,200	
Source of Funds:					
\$ 95,905 State					
22,205 DHHS Grant					
<u>\$118,110 Total Salary</u>					
9,090 MSRDP Augmentation					
<u>\$127,200 Total Compensation</u>					
33. Kenneth L. Matthews					2
From: Professor		100	12	113,494	
To: Professor	9/01/90	100	12	121,444	
Source of Funds:					
\$100,102 State					
13,392 Children's Center					
<u>\$113,494 Total Salary</u>					
7,950 MSRDP Augmentation					
<u>\$121,444 Total Compensation</u>					

THE UNIVERSITY OF TEXAS HEALTH SCIENCE CENTER AT SAN ANTONIO

U.T. BOARD OF REGENTS' MEETING

DECEMBER 6, 1990

AMENDMENTS TO THE 1991 OPERATING BUDGET
(Continued)

<u>Item, Department, Title, Name</u>	<u>Effective Date</u>	<u>% Time</u>	<u>Full-time Salary</u>		<u>RBC</u>
			<u>No. Mos.</u>	<u>Rate</u>	
<u>APPOINTMENTS, PROMOTIONS, AND SALARY INCREASES</u>					
VARIOUS DEPARTMENTS (continued)					
MEDICAL SCHOOL (continued)					
Psychiatry (continued)					
34. Alexander L. Miller					2
From: Professor		100	12	\$110,628	
To: Professor	9/01/90	100	12	119,528	
Source of Funds:					
\$ 82,244 State					
28,868 Veterans Administration Hospital					
<u>\$111,112 Total Salary</u>					
8,416 MSRDP Augmentation					
<u>\$119,528 Total Compensation</u>					
35. Charles L. Bowden					2
From: Professor and Deputy Chair and Nancy Ullman Karren Chair		100	12	143,420	
To: Professor and Deputy Chair and Nancy Ullman Karren Chair	9/01/90	100	12	157,940	
Source of Funds:					
\$107,086 State					
36,334 DHHS Grant					
<u>\$143,420 Total Salary</u>					
14,520 MSRDP Augmentation					
<u>\$157,940 Total Compensation</u>					

THE UNIVERSITY OF TEXAS HEALTH SCIENCE CENTER AT SAN ANTONIO

U.T. BOARD OF REGENTS' MEETING

DECEMBER 6, 1990

AMENDMENTS TO THE 1991 OPERATING BUDGET
(Continued)

<u>Item, Department, Title, Name</u>	<u>Effective Date</u>	<u>% Time</u>	<u>Full-time Salary</u>		<u>RBC</u>
			<u>No. Mos.</u>	<u>Rate</u>	
<u>APPOINTMENTS, PROMOTIONS, AND SALARY INCREASES</u>					
VARIOUS DEPARTMENTS (continued)					
MEDICAL SCHOOL (continued)					
Psychiatry (continued)					
36. James W. Maas					2
From: Hugo A. Auler Professor in Psychiatry		100	12	\$103,674	
To: Hugo A. Auler Professor in Psychiatry	9/01/90	100	12	109,055	
Source of Funds:					
\$ 84,888 State					
<u>24,167</u> DHHS Grant					
<u>\$109,055</u> Total Compensation					
Radiology					
37. Stewart R. Reuter					2
From: Professor and Chairman		100	12	213,265	
To: Professor and Chairman	9/01/90	100	12	226,738	
Source of Funds:					
\$119,870 State					
<u>106,868</u> MSRDP Augmentation					
<u>\$226,738</u> Total Compensation					
38. Julio C. Palmaz					2
From: Professor		100	12	144,700	
To: Professor	9/01/90	100	12	149,700	
Source of Funds:					
\$ 88,998 State					
<u>60,702</u> MSRDP Augmentation					
<u>\$149,700</u> Total Compensation					

THE UNIVERSITY OF TEXAS HEALTH SCIENCE CENTER AT SAN ANTONIO

U.T. BOARD OF REGENTS' MEETING

DECEMBER 6, 1990

AMENDMENTS TO THE 1991 OPERATING BUDGET
(Continued)

<u>Item, Department, Title, Name</u>	<u>Effective Date</u>	<u>% Time</u>	<u>Full-time Salary</u>		<u>RBC</u>
			<u>No. Mos.</u>	<u>Rate</u>	
<u>APPOINTMENTS, PROMOTIONS, AND SALARY INCREASES</u>					
VARIOUS DEPARTMENTS (continued)					
MEDICAL SCHOOL (continued)					
Surgery					
39. Joe B. Aust					2
From: Dr. Witten B. Russ Professor and Chairman		100	12	\$224,000	
To: Dr. Witten B. Russ Professor and Chairman	9/01/90	100	12	240,000	
Source of Funds:					
\$103,455 State					
<u>17,545</u> MSRDP Grant					
\$121,000 Total Salary					
<u>119,000</u> MSRDP Augmentation					
\$240,000 Total Compensation					
40. Harlan D. Root					2
From: Professor and Deputy Chairman		100	12	176,000	
To: Professor and Deputy Chairman	9/01/90	100	12	186,000	
Source of Funds:					
\$105,000 State					
<u>81,000</u> MSRDP Augmentation					
\$186,000 Total Compensation					

THE UNIVERSITY OF TEXAS HEALTH SCIENCE CENTER AT SAN ANTONIO

U.T. BOARD OF REGENTS' MEETING

DECEMBER 6, 1990

AMENDMENTS TO THE 1991 OPERATING BUDGET
(Continued)

<u>Item, Department, Title, Name</u>	<u>Effective Date</u>	<u>% Time</u>	<u>Full-time Salary</u>		<u>RBC</u>
			<u>No. Mos.</u>	<u>Rate</u>	
<u>APPOINTMENTS, PROMOTIONS, AND SALARY INCREASES</u>					
VARIOUS DEPARTMENTS (continued)					
MEDICAL SCHOOL (continued)					
Surgery (continued)					
41. Willis E. Brown, Jr.					2
From: Professor		100	12	\$161,795	
To: Professor		100	12	188,000	
Source of Funds:					
\$ 89,785 State					
4,231 MSRDP Grant					
\$ 94,016 Total Salary					
93,984 MSRDP Augmentation					
\$188,000 Total Compensation					
42. Anatolio B. Cruz, Jr.					2
From: Professor		100	12	175,336	
To: Professor	9/01/90	100	12	184,000	
Source of Funds:					
\$ 93,000 State					
9,623 VA Medical Center Hospital					
\$102,623 Total Salary					
81,377 MSRDP Augmentation					
\$184,000 Total Compensation					
43. Frederick L. Grover					2
From: Professor		100	12	175,672	
To: Professor	9/01/90	100	12	184,000	
Source of Funds:					
\$ 42,000 State					
54,833 VA Medical Center Hospital					
\$ 96,833 Total Salary					
87,167 MSRDP Augmentation					
\$184,000 Total Compensation					

THE UNIVERSITY OF TEXAS HEALTH SCIENCE CENTER AT SAN ANTONIO

U.T. BOARD OF REGENTS' MEETING

DECEMBER 6, 1990

AMENDMENTS TO THE 1991 OPERATING BUDGET
(Continued)

<u>Item, Department, Title, Name</u>	<u>Effective Date</u>	<u>% Time</u>	<u>Full-time Salary</u>		<u>RBC</u>
			<u>No. Mos.</u>	<u>Rate</u>	
<u>APPOINTMENTS, PROMOTIONS, AND SALARY INCREASES</u>					
VARIOUS DEPARTMENTS (continued)					
MEDICAL SCHOOL (continued)					
Surgery (continued)					
44. Barry A. Levine					2
From: Professor		100	12	\$175,269	
To: Professor	9/01/90	100	12	184,000	
Source of Funds:					
\$ 50,400 State					
<u>41,892</u> VA Medical Center Hospital					
\$ 92,292 Total Salary					
<u>91,708</u> MSRDP Augmentation					
\$184,000 Total Compensation					
45. Arthur S. McFee					2
From: Professor		100	12	175,336	
To: Professor	9/01/90	100	12	184,000	
Source of Funds:					
\$ 93,000 State					
<u>9,623</u> VA Medical Center Hospital					
\$102,623 Total Salary					
<u>81,377</u> MSRDP Augmentation					
\$184,000 Total Compensation					
46. Carey P. Page					2
From: Professor		100	12	166,337	
To: Professor	9/01/90	100	12	183,000	
Source of Funds:					
\$ 52,500 State					
<u>43,866</u> VA Medical Center Hospital					
\$ 96,366 Total Salary					
<u>86,634</u> MSRDP Augmentation					
\$183,000 Total Compensation					

THE UNIVERSITY OF TEXAS HEALTH SCIENCE CENTER AT SAN ANTONIO

U.T. BOARD OF REGENTS' MEETING

DECEMBER 6, 1990

AMENDMENTS TO THE 1991 OPERATING BUDGET
(Continued)

<u>Item, Department, Title, Name</u>	<u>Effective Date</u>	<u>% Time</u>	<u>Full-time Salary</u>		<u>RBC</u>
			<u>No. Mos.</u>	<u>Rate</u>	
<u>APPOINTMENTS, PROMOTIONS, AND SALARY INCREASES</u>					
VARIOUS DEPARTMENTS (continued)					
MEDICAL SCHOOL (continued)					
Surgery (continued)					
47. Carlos Pestana					2
From: Professor		100	12	\$166,977	
To: Professor	9/01/90	100	12	176,000	
Source of Funds:					
\$ 60,974 State					
<u>28,868</u> VA Medical Center Hospital					
\$ 89,842 Total Salary					
<u>86,158</u> MSRDP Augmentation					
\$176,000 Total Compensation					
48. Waid Rogers					2
From: Professor		100	12	174,671	
To: Professor	9/01/90	100	12	184,000	
Source of Funds:					
\$ 39,500 State					
<u>57,939</u> VA Medical Center Hospital					
\$ 97,439 Total Salary					
<u>86,561</u> MSRDP Augmentation					
\$184,000 Total Compensation					
49. Wayne H. Schwesinger					2
From: Professor		100	12	166,337	
To: Professor	9/01/90	100	12	183,000	
Source of Funds:					
\$ 47,500 State					
43,866 VA Medical Center Hospital					
<u>480</u> MSRDP Grant					
\$ 91,846 Total Salary					
<u>91,154</u> MSRDP Augmentation					
\$183,000 Total Compensation					

THE UNIVERSITY OF TEXAS HEALTH SCIENCE CENTER AT SAN ANTONIO

U.T. BOARD OF REGENTS' MEETING

DECEMBER 6, 1990

AMENDMENTS TO THE 1991 OPERATING BUDGET
(Continued)

<u>Item, Department, Title, Name</u>	<u>Effective Date</u>	<u>% Time</u>	<u>Full-time Salary</u>		<u>RBC</u>
			<u>No. Mos.</u>	<u>Rate</u>	
<u>APPOINTMENTS, PROMOTIONS, AND SALARY INCREASES</u>					
VARIOUS DEPARTMENTS (continued)					
MEDICAL SCHOOL (continued)					
Surgery (continued)					
50. Kenneth R. Sirinek					2
From: Professor		100	12	\$174,600	
To: Professor	9/01/90	100	12	184,000	
Source of Funds:					
\$ 75,800 State					
<u>17,765</u> VA Medical Center Hospital					
\$ 93,565 Total Salary					
<u>90,435</u> MSRDP Augmentation					
\$184,000 Total Compensation					
51. Jim L. Story					2
From: Professor		100	12	189,646	
To: Professor	9/01/90	100	12	214,000	
Source of Funds:					
\$103,158 State					
<u>4,646</u> MSRDP Grant					
\$107,804 Total Salary					
<u>106,196</u> MSRDP Augmentation					
\$214,000 Total Compensation					
52. J. Kent Trinkle					2
From: Professor		100	12	176,000	
To: Professor	9/01/90	100	12	190,000	
Source of Funds:					
\$106,500 State					
<u>83,500</u> MSRDP Augmentation					
\$190,000 Total Compensation					

THE UNIVERSITY OF TEXAS HEALTH SCIENCE CENTER AT SAN ANTONIO

U.T. BOARD OF REGENTS' MEETING

DECEMBER 6, 1990

AMENDMENTS TO THE 1991 OPERATING BUDGET
(Continued)

<u>Item, Department, Title, Name</u>	<u>Effective Date</u>	<u>% Time</u>	<u>Full-time Salary</u>		<u>RBC</u>
			<u>No. Mos.</u>	<u>Rate</u>	
<u>APPOINTMENTS, PROMOTIONS, AND SALARY INCREASES</u>					
VARIOUS DEPARTMENTS (continued)					
MEDICAL SCHOOL (continued)					
Surgery (continued)					
53. David J. Cohen					2
From: Associate Professor		100	12	\$119,411	
To: Associate Professor	9/01/90	100	12	129,000	
Source of Funds:					
\$ 32,000 State					
<u>47,961</u> VA Medical Center Hospital					
\$ 79,961 Total Salary					
<u>49,039</u> MSRDP Augmentation					
\$129,000 Total Compensation					
54. Harold V. Gaskill, III					2
From: Associate Professor		100	12	144,300	
To: Associate Professor	9/01/90	100	12	153,000	
Source of Funds:					
\$ 75,000 State					
<u>8,636</u> VA Medical Center Hospital					
\$ 83,636 Total Salary					
<u>69,364</u> MSRDP Augmentation					
\$153,000 Total Compensation					
55. Caliann T. Lum					2
From: Associate Professor		100	12	144,307	
To: Associate Professor	9/01/90	100	12	153,000	
Source of Funds:					
\$ 87,000 State					
<u>9,129</u> VA Medical Center Hospital					
\$ 96,129 Total Salary					
<u>56,871</u> MSRDP Augmentation					
\$153,000 Total Compensation					

THE UNIVERSITY OF TEXAS HEALTH SCIENCE CENTER AT SAN ANTONIO

U.T. BOARD OF REGENTS' MEETING

DECEMBER 6, 1990

AMENDMENTS TO THE 1991 OPERATING BUDGET
(Continued)

<u>Item, Department, Title, Name</u>	<u>Effective Date</u>	<u>% Time</u>	<u>Full-time Salary</u>		<u>RBC</u>
			<u>No. Mos.</u>	<u>Rate</u>	
<u>APPOINTMENTS, PROMOTIONS, AND SALARY INCREASES</u>					
VARIOUS DEPARTMENTS (continued)					
MEDICAL SCHOOL (continued)					
Surgery (continued)					
56. Michael F. Sarosdy					2
From: Associate Professor		100	12	\$144,550	
To: Associate Professor	9/01/90	100	12	163,000	
Source of Funds:					
\$ 67,000 State					
<u>15,791</u> VA Medical Center Hospital					
\$ 82,791 Total Salary					
<u>80,209</u> MSRDP Augmentation					
\$163,000 Total Compensation					
Pathology					
57. David S. Papermaster					2
From: Professor and Chairman		100	12	199,949	
To: Professor and Chairman	9/01/90	100	12	213,000	
Source of Funds:					
\$111,043 State					
<u>101,957</u> MSRDP Augmentation					
\$213,000 Total Compensation					
58. Linda M. McManus					2
From: Professor		100	12	79,200	
To: Professor	9/01/90	100	12	84,200	
Source of Funds:					
\$ 62,700 State					
<u>21,500</u> MSRDP Augmentation					
\$ 84,200 Total Compensation					

THE UNIVERSITY OF TEXAS HEALTH SCIENCE CENTER AT SAN ANTONIO

U.T. BOARD OF REGENTS' MEETING

DECEMBER 6, 1990

AMENDMENTS TO THE 1991 OPERATING BUDGET
(Continued)

Item, Department, Title, Name	Effective Date	% Time	No. Mos.	Full-time Salary		RBC
				Rate		
<u>APPOINTMENTS, PROMOTIONS, AND SALARY INCREASES</u>						
VARIOUS DEPARTMENTS (continued)						
MEDICAL SCHOOL (continued)						
Pathology (continued)						
59. Michael G. Rinaldi						2
From: Professor		100	12	\$ 65,286		
To: Professor	9/01/90	100	12	70,999		
Source of Funds:						
\$ 12,000 State						
<u>43,499</u> VA Medical Center Hospital						
\$ <u>55,499</u> Total Salary						
<u>15,500</u> MSRDP Augmentation						
\$ <u>70,999</u> Total Compensation						
60. Charlotte N. Clare						2
From: Associate Professor		100	12	107,216		
To: Associate Professor	9/01/90	100	12	111,216		
Source of Funds:						
\$ 29,700 State						
<u>58,116</u> VA Medical Center Hospital						
\$ <u>87,816</u> Total Salary						
<u>23,400</u> MSRDP Augmentation						
\$ <u>111,216</u> Total Compensation						
DENTAL SCHOOL						
Oral and Maxillofacial Surgery						
61. Hugh B. Tilson						2
From: Professor and Chairman		100	12	161,221		
To: Professor and Chairman	9/01/90	100	12	164,336		
Source of Funds:						
\$110,281 State						
<u>54,055</u> MSRDP Augmentation						
\$ <u>164,336</u> Total Compensation						

THE UNIVERSITY OF TEXAS HEALTH SCIENCE CENTER AT SAN ANTONIO

U.T. BOARD OF REGENTS' MEETING

DECEMBER 6, 1990

AMENDMENTS TO THE 1991 OPERATING BUDGET
(Continued)

<u>Item, Department, Title, Name</u>	<u>Effective Date</u>	<u>% Time</u>	<u>Full-time Salary</u>		<u>RBC</u>
			<u>No. Mos.</u>	<u>Rate</u>	
<u>APPOINTMENTS, PROMOTIONS, AND SALARY INCREASES</u>					
VARIOUS DEPARTMENTS (continued)					
DENTAL SCHOOL (continued)					
Oral and Maxillofacial Surgery (continued)					
62. Robert G. Triplett					2
From: Professor		100	12	\$115,240	
To: Professor	9/01/90	100	12	117,006	
Source of Funds:					
\$ 85,800 State					
<u>31,206</u> MSRDP Augmentation					
<u>\$117,006</u> Total Compensation					
63. Joseph E. Van Sickels					2
From: Professor		100	12	113,040	
To: Professor	9/01/90	100	12	114,740	
Source of Funds:					
\$ 83,600 State					
<u>31,140</u> MSRDP Augmentation					
<u>\$114,740</u> Total Compensation					

THE UNIVERSITY OF TEXAS
MD ANDERSON
CANCER CENTER

929

Office of the President

October 21, 1990

Jr. Charles B. Mullins
Executive Vice Chancellor
for Health Affairs
The University of Texas System
601 Colorado Street
Austin, Texas 78701

Atten: System Budget Office

Dear Dr. Mullins:

The docket for the December 6, 1990, meeting of the Board of Regents is submitted for your recommendation and presentation to the Board.

I recommend approval.

Sincerely,


Charles A. LeMaistre, M.D.
President

CAL:aj

THE UNIVERSITY OF TEXAS M.D. ANDERSON CANCER CENTER
 U. T. BOARD OF REGENTS' MEETING
 DECEMBER 6, 1990

TABLE OF CONTENTS

	<u>Page No.</u>
Gifts from Private Donors and Foundations	CC-3
Business Contracts for Services	CC-4
Funds Coming and/or Going Out	
Standard Affiliation Agreements	CC-5
Copyright License Agreements	CC-6
Contracts and Grants for Research, Development, Clinical and Educational Services	
Over \$500,000 (Fund Coming In and/or Funds Going Out)	CC-7
All Others.	CC-8
Endowed Chairs and Named Professorships	CC-9
Amendments to the 1990 Budget	CC-10
(including faculty and staff appointments and changes in status and transfers of funds within existing budget totals)	
Other Fiscal Items	18

THE UNIVERSITY OF TEXAS M.D. ANDERSON CANCER CENTER

U. T. BOARD OF REGENTS' MEETING

DECEMBER 6, 1990

GIFTS FROM PRIVATE DONORS AND FOUNDATIONS

The following gifts have been received and are recommended for acceptance by the U. T. Board of Regents:

<u>Donor</u>	<u>Purpose</u>	<u>Amount</u>
1. Sandoz Pharmaceuticals East Hanover, NJ 07936	Bone marrow transplant	\$30,000
2. *Mrs. Clara B. Smith c/o NCNB Texas National Bank P.O. Box 83000 Dallas, TX 75283-0774	Support social services	\$56,000
3. Paul & Mary Haas Foundation c/o Paul Haas P.O. Box 2928 Corpus Christi, TX 78403	Urology research	\$132,500
4. Shook, Hardy & Bacon Law Offices One Kansas City Place 1200 Main Street Kansas City, MO 64105	Thoracic surgery research	\$100,000
5. Katharine M. Unsworth Charitable Annuity Lead Trust c/o Texas Medical Association 1801 N. Lamar Blvd. Austin, TX 78701	Radiation research	\$150,000

*No letter of transmittal from donor

THE UNIVERSITY OF TEXAS M.D. ANDERSON CANCER CENTER

U. T. BOARD OF REGENTS' MEETING

DECEMBER 6, 1990

BUSINESS CONTRACTS FOR SERVICES

(FUNDS GOING OUT)

The following contracts have been awarded, have been administratively approved by the appropriate Executive Vice Chancellor, and are recommended for ratification by the U. T. Board of Regents:

1. Agency: Texas Medical Center
Funds: \$10,800 per quarter
Period: September 1, 1990 through August 31, 1991
Title/Description: Agreement to lease 45 parking contracts in the Texas Medical Center Parking Lot RR
2. Agency: NCNB Texas National Bank
Funds: \$5,358.17/month
Period: September 1, 1990 through August 31, 1995
Title/Description: Lease 4,946 square feet of space for the Information Center
3. Agency: NCNB Texas National Bank
Funds: \$310.92/month
Period: September 13, 1990 through September 30, 1995
Title/Description: Lease 287 square feet of space for Medical Specialties
4. Agency: NCNB Texas National Bank
Funds: \$5,187.38/month
Period: September 1, 1990 through August 31, 1995
Title/Description: Lease 4,611 square feet of space for Legal Review Services and the Outreach Corporation

MINOR CONSTRUCTION PROJECTS, as authorized by U. T. Board of Regents' Rules and Regulations, Part Two, Chapter VIII, Section 2 (Projects previously approved by the Board of Regents and/or those for Minor Repair and Remodeling for \$300,000.00 or less.)

5. Contractor: Servicemaster Energy Management Company
Amount: \$200,000
Source of Funds: LoanSTAR Program Funds
Date of Contract: January 1, 1991
Estimated Completion Date: June 30, 1991
Project Title: Main hospital facility, Smith Research Building and at the Science Park
Brief Description: Engineering services to prepare mechanical and electrical systems designs and specifications for material, equipment and other elements as may be appropriate prior to proceeding with several energy management projects

THE UNIVERSITY OF TEXAS M.D. ANDERSON CANCER CENTER

U. T. BOARD OF REGENTS' MEETING

DECEMBER 6, 1990

STANDARD AFFILIATION AGREEMENT(S)

The agreement recommended for approval by the U. T. Board of Regents is based on the model agreement adopted on April 12, 1990.

1. Facility: Alvin Community College
Alvin, Texas
Date: September 1, 1990
Purpose: To provide a clinical experience to students through its Associate Degree in Nursing program

THE UNIVERSITY OF TEXAS M.D. ANDERSON CANCER CENTER

U. T. BOARD OF REGENTS' MEETING

DECEMBER 6, 1990

COPYRIGHT LICENSE AGREEMENT(S)

The following agreement has been awarded and is recommended for approval by the U.T. Board of Regents:

1. Licensee: Gulf Publishing Company
Houston, Texas
Fee-Royalty: 20% of net receipts
Period: July 18, 1990 through July 17, 1991
Description: Agreement to have marketed and distributed a certain work on the subject of Various Cancer Related Programming

THE UNIVERSITY OF TEXAS M.D. ANDERSON CANCER CENTER

U. T. BOARD OF REGENTS' MEETING

DECEMBER 6, 1990

CONTRACTS OR GRANTS OVER \$500,000

(FUNDS COMING IN)

The following contracts or grants in an amount over \$500,000, have been awarded, have been administratively approved by the appropriate Executive Vice Chancellor, and are recommended for approval by the U.T. Board of Regents.

1. Grantor: The University of Texas Health Science Center at Houston
 No.: IAC (90-91) 1277
 New Funds: \$2,500,000
 Current Period: September 1, 1990 through August 31, 1991
 Title/Description: Provision for telephone services, academic and research computer services, boiler room services and other such supplies and services for the Dental Branch

2. Grantor: Department of Health and Human Services
 National Center for Research Resources
 No.: 2 U42 RR03589-05 AR (P)
 New Funds: \$934,406
 Current Period: September 30, 1990 through September 29, 1991
 Title/Description: National Chimpanzee Breeding and Research Program

3. Grantor: Department of Health and Human Services
 National Cancer Institute
 No.: 5 U01 CA51671-02 SRC (46)
 New Funds: \$671,213
 Current Period: September 4, 1990 through August 31, 1991
 Title/Description: Cancer Prevention for Rural Energy Workers

THE UNIVERSITY OF TEXAS M.D. ANDERSON CANCER CENTER

U.T. BOARD OF REGENTS' MEETING

DECEMBER 6, 1990

FOREIGN CONTRACTS AND GRANTS FOR RESEARCH,
DEVELOPMENT AND EDUCATIONAL SERVICES

The following item has been awarded and is recommended for approval by the U.T. Board of Regents:

1. Country: Japan
Business/Entity: Taiho Pharmaceutical Co., LTD
No.: None
New Funds: \$140,000
Current Period: August 1, 1990 through completion of the research
Title/Description: Sponsored Clinical Study

THE UNIVERSITY OF TEXAS M.D. ANDERSON CANCER CENTER

U. T. BOARD OF REGENTS' MEETING

DECEMBER 6, 1990

CONTRACTS AND GRANTS FOR RESEARCH, DEVELOPMENT, CLINICAL
AND EDUCATIONAL SERVICES

Since the Docket for the previous meeting of the U. T. Board of Regents, the following activity has taken place with regard to Contracts and Grants for Research, Development, Clinical and Educational Services:

- I. Non-Governmental Contracts and Grants (Funds Coming In)
- a. 1990 CC 312-322 Number of Initial Grant and Contracts Awards
\$284,242 Value of Awards
- b. 1990 CC 323-324 Number of Fiscal Amendments to Grant and Contract Awards (Increasing or Decreasing by \$10,000)
\$ 43,308 Total of Increased Funding
\$ None Total of Reduced Funding
- II. Non-Governmental Contracts and Grants (Funds Going Out)
- a. \$ None Number of Initial Grant and Contract Awards
\$ None Value of Awards
- b. \$ None Number of Fiscal Amendments to Grant and Contract Awards (Increasing or Decreasing by \$10,000)
\$ None Total of Increased Funding
\$ None Total of Reduced Funding
- III. State and Local Government Contracts and Grants (Funds Coming In)
- a. 1990 CC 325-338 Number of Initial Grant and Contract Awards
\$ 1,064,733 Value of Awards
- b. \$ None Number of Fiscal Amendments to Grant and Contract Awards (Increasing or Decreasing by \$10,000)
\$ None Total of Increased Funding
\$ None Total of Reduced Funding
- IV. State and Local Government Contracts and Grants (Funds Going Out)
- a. 1990 CC 339-346 Number of Initial Grant and Contract Awards
\$ 528,079 Value of Awards
- b. None Number of Fiscal Amendments to Grant and Contract Awards (Increasing or Decreasing by \$10,000)
\$ None Total of Increased Funding
\$ None Total of Reduced Funding
- V. Federal Government Contracts and Grants (Funds Coming In)
- a. 1990 CC 347-368 Number of Initial Grant and Contract Awards
\$ 3,037,976 Value of Awards
- b. 1990 CC 369-372 Number of Fiscal Amendments to Grant and Contract Awards (Increasing or Decreasing by \$10,000)
\$ 644,149 Total of Increased Funding
\$ 10,646 Total of Reduced Funding
- VI. Federal Government Contracts and Grants (Funds Going Out)
- a. None Number of Initial Grant and Contract Awards
\$ None Value of Awards
- b. None Number of Fiscal Amendments to Grant and Contract Awards (Increasing or Decreasing by \$10,000)
\$ None Total of Increased Funding
\$ None Total of Reduced Funding

THE UNIVERSITY OF TEXAS M.D. ANDERSON CANCER CENTER

U. T. BOARD OF REGENTS' MEETING

DECEMBER 6, 1990

ENDOWED CHAIRS AND NAMED PROFESSORSHIPS
1990 NON-INITIAL, NON-BUDGETED APPOINTMENTS

1. Position: M.G. Lillie A. Johnson Chair
Appointee/Title: Helmuth Goepfert, Professor
Department: Head & Neck Surgery
Person Being Replaced: Dr. Robert Hickey
Effective Date: May 1, 1990

THE UNIVERSITY OF TEXAS M.D. ANDERSON CANCER CENTER

U. T. BOARD OF REGENTS' MEETING

DECEMBER 6, 1990

AMENDMENTS TO THE 1990 BUDGET

The term "rate" for academic institutions is the full-time nine-month base rate and for health institutions is the full-time twelve month base rate; for all other personnel it is the full rate, the appointee receiving a proportionate amount depending upon the fraction of time for which he is appointed and the period of his appointment. Source of funds for payment of salaries, unless otherwise shown, is the departmental salaries account.

APPOINTMENTS TO NAMED PROFESSORSHIPS, ENDOWED FELLOWSHIPS, ENDOWED PROFESSORSHIPS, AND ENDOWED CHAIRS - 1990 BUDGET

Appointments were approved through Agenda action at prior meeting of the Board of Regents, as follows:

<u>Professor or Chair and Department or School</u>	<u>Twelve Month Rate</u>	<u>Chair or Professorship Appointment</u>	<u>Effective Date</u>
<u>THE TUMOR INSTITUTE MEDICAL STAFF</u>			
Head and Neck Surgery			
Professor & M.G. & Lillie A. Johnson Chair			
1. Halmuth Goepfert, M.D. (Professor, tenured) (RBC 22)	\$206,739	\$212,739	5/1/90

THE UNIVERSITY OF TEXAS M.D. ANDERSON CANCER CENTER

U. T. BOARD OF REGENTS' MEETING

DECEMBER 6, 1990

AMENDMENTS TO THE 1990 OPERATING BUDGET

<u>TRANSFERS OF FUNDS</u>	<u>RBC</u>
2. Amount of Transfer: \$10,631,954.58	23
From: Office of the President	109,809.50
Internal Audit	36,218.81
Internal Audit	79,824.02
Off EVP Admin & Finance	765.30
Off AVP for Admin Services	44,280.00
Off AVP for Business Affairs	371.57
Budget Office	11,151.24
Budget Office	678.58
Director of Fiscal Services	172,322.93
Grants & Contracts	19,819.40
Performance Audit	21,447.00
Human Resources	47,603.66
Longevity Pay	1,000,000.00
Off of VP for Patient Care	51,491.19
Off of VP for Patient Care	463,278.90
Division of Surgery	4,755.41
Division of Medicine	22,238.13
Medical Oncology	78,457.77
Medical Oncology	59,422.69
Clinical Radiation Physics	2,154.94
Neuro-Oncology	61,602.59
Neuro-Oncology	8,793.38
Thoracic Surgery	35,760.18
Medical Specialties	10,258.11
Pathology	28,380.98
Laboratory Medicine	27,157.98
Laboratory Medicine	1,860.93
Pediatrics	17,569.48
Radiotherapy	19,814.81
Radiotherapy	18,809.84
General Surgery	6,035.45
General Surgery	925.30
Anesthesiology	2,709.00
Gynecology	18,501.59
Dental Oncology	2,406.59
Urology	2,215.66
Off of VP for Research	12,493.50
Off of VP for Research	283,768.96
Biochemistry & Molecular Biology	4,505.94
Molecular Genetics	6,679.67
Interferon Research	2,074.16
Tumor Biology	54,065.01
Experimental Radiation Physics	1,702.17
Endocrinology	1,918.68
Nuclear Medicine	12,713.72
Nuclear Medicine	52,076.28
Cardio-Pulmonary Function Lab	5,264.64
Research Lab Medicine	13,658.66
Infection Control	34,848.62
Molecular Pathology	3,815.96
Hematology	1,457.51
Hematology	6,682.35
Bone Marrow Transplt-Research	1,149.00
Clinical Immunology & Biol Therapy	67,986.34
Clinical Immunology & Biol Therapy	6,103.91
Cyclotron Isotope Lab	684.47
Office of Protocol Res	17,335.00
Biomathematics	1,117.18
Biomathematics	56,608.35
Off of VP for Academic Affairs	255,580.10
Off of VP for Academic Affairs	6,535.29
Cancer Public Educ	41,207.32
Scientific Publications	6,965.67
Research Tumor Registry	109.00
Off of Conf Serv, Accred & Doc	8,766.22
Off Planning & Instit Studies	17,570.71
Research Medical Library	25,146.73
Clinic Administration	11,951.15

THE UNIVERSITY OF TEXAS M.D. ANDERSON CANCER CENTER

U. T. BOARD OF REGENTS' MEETING

DECEMBER 6, 1990

AMENDMENTS TO THE 1990 OPERATING BUDGET
(Continued)TRANSFER FROM Continued (RBC 23):

Hospital Administration	5,750.31
Anesthesiology Service	100,091.10
Admissions, Registration, & Info	12,307.18
Transfusion Medicine	136,152.12
Cardio-Pulmonary Function Serv	11,068.37
Patient Educ/Off of Pub Affairs	9,242.07
Patient Transportation	107,716.37
Dental Services	22,677.88
EEG Service	9,274.16
Nutrition & Food Service	92,199.38
Nutrition & Food Service	137,145.29
Applied Nutrition Service	1,500.29
Respiratory Care	84,258.54
Patient Care Info System	89,041.11
Insurance	15,201.67
Patient Accounts	30,965.74
Bone Marrow Transplt Service	5,650.15
Medical Records	158,647.01
Social Work	29,854.86
Chap & Pastoral Educ	1,513.29
Anatomical Pathology Serv	126,658.08
Lab Medicine Service	329,498.06
Pharmacy	147,619.49
Clinical Isotope	3,815.24
Diag Rad Service	119,998.19
Radiotherapy Serv	8,994.18
Rehab Medicine Service	46,088.19
Volunteer Services	2,538.35
Volunteer Services	4,695.81
Director of Nursing Service	60,257.05
Nursing Service-Educ	186,080.20
Patient Residence	37,421.83
Admissions	6,159.58
Nursing Service-Post Op Care Unit	9,572.49
Nursing Service-Operating Room	81,966.76
Nursing Service-Surg ICU	99,294.61
Hospital Admin Services	3,817.25
Clinic Admin Services	166,098.79
Patient Care Services	36,759.23
Patient Care Services	315,163.10
Patient Care Services	440,710.15
Patient Care Services	325,060.13
Credit & Collections	17,850.69
Office of AVP for Hosp & Clin Oper	7,043.89
Office of AVP for Hosp & Clin Oper	138,361.04
Quality Assurance	35,766.63
Computing Resources	105,533.05
Office VP Phys Ref, Dev & Extramural Prog	2,002.83
Risk Management	51,391.42
Special Projects	41,672.13
Special Projects	9,862.91
Development Office	1,836.59
Admin Info Systems	71,151.03
Business Development	16,150.83
Employee Health Service	1,363.39
Strategic Info Systems	162,310.89
Off of Public Affairs	11,939.66
Litigation Liaison	119.57
Litigation Liaison	3,789.22
Office of Patents	82,907.50
Biomedical Communications	16,314.31
Biomedical Communications	51,599.70
Mail Room	10,886.23
Purchasing	87,772.43
Off of Technology Dev	8,129.80
Carcinogenesis Business Office	388.99
Carcinogenesis	522.68
Physical Plant Operations	163,355.65
Facility Planning	27,405.51
Environmental Health & Safety	6,576.95
Biomedical Instrumentation	60,647.78

THE UNIVERSITY OF TEXAS M.D. ANDERSON CANCER CENTER

U. T. BOARD OF REGENTS' MEETING

DECEMBER 6, 1990

AMENDMENTS TO THE 1990 OPERATING BUDGET
(Continued)TRANSFER FROM Continued (RBC 23):

Design & Construction Services	11,801.96
Office of Exec Dir Facility Serv	4,916.09
Building Services	31,310.36
Cancer Prevention & Control	32,110.74
Patient Studies	81,405.61
Reserve Staff Salaries	1,824,324.57
Reserve Classified Salaries	<u>321,473.12</u>
Total	\$10,631,954.58
To:	
Office of President	\$1,468.04
Internal Audit	1,331.92
Office of AVP for Business Affairs	1,679.88
Office of AVP for Business Affairs	827.77
Office of AVP for Business Affairs	550.88
Budget Office	940.66
Director of Fiscal Services	1,259.81
Human Resources	251.25
Payroll	120.00
Payroll	11,681.73
Grants & Contracts	119.99
Grants & Contracts	335.78
Accounting	211.52
Accounting	1,609.60
Accounting	6,776.11
Property Control	3,783.28
Property Control	468.00
Human Resources	797.29
Human Resources	3,033.10
Human Resources	19,231.02
Accrued Vacation Leave Expense	528,783.24
Office of VP for Patient Care	15,358.15
Office of VP for Patient Care	23,144.74
Division of Surgery	4,294.24
Division of Medicine	1,679.76
Division of Medicine	8,161.15
Division of Medicine	327.40
Medical Oncology	24,726.42
Medical Oncology	3,974.17
Medical Oncology	4,423.22
Clinical Radiation Physics	8,236.23
Neuro-Oncology	108.17
Thoracic Surgery	1,290.27
Thoracic Surgery	109.31
Thoracic Surgery	1,696.02
Medical Specialties	3,900.32
Medical Specialties	7,029.17
Medical Specialties	13,114.35
Pathology	4,608.18
Diagnostic Radiology	6,369.96
Diagnostic Radiology	587.17
Diagnostic Radiology	4,658.80
Radiotherapy	162.79
Head & Neck Surgery	6,463.72
Head & Neck Surgery	2,158.03
Head & Neck Surgery	440.60
Head & Neck Surgery	78.73
General Surgery	467.70
General Surgery	1,773.76
General Surgery	70.23
Anesthesiology	16,655.17
Anesthesiology	56.77
Anesthesiology	252.00
Gynecology	1,678.43
Gynecology	216.24
Gynecology	385.97
Urology	274.59
Office of VP for Research	4,488.71
Office of VP for Research	300.10
Office of VP for Research	3,573.35
Office of VP for Research	3,796.18

THE UNIVERSITY OF TEXAS M.D. ANDERSON CANCER CENTER

U. T. BOARD OF REGENTS' MEETING

DECEMBER 6, 1990

AMENDMENTS TO THE 1990 OPERATING BUDGET
(Continued)TRANSFER TO Continued (RBC 23):

Biochemistry & Molecular Biology	69,970.14
Immunology	534.66
Immunology	3,912.96
Immunology	13,596.67
Immunology	3,402.88
Cell Biology	45.19
Cell Biology	1,206.41
Cell Biology	22.77
Cell Biology	1,255.85
Cell Biology	2,713.10
Molecular Genetics	12,645.03
Molecular Genetics	6,379.36
Interferon Research	2,056.24
Tumor Biology	259.56
Tumor Biology	19.74
Exper Radiation Physics	15,627.78
Exper Radiation Physics	13,939.38
Endocrinology	4,007.94
Nuclear Medicine	2,288.52
Cardio-Pulmonary Funct Lab	10.38
Experimental Pathology	69.40
Research Lab Medicine	3,662.08
Experimental Pediatrics	13,333.32
Experimental Pediatrics	9,915.33
Experimental Diagnostic Radiology	5,036.00
Experimental Diagnostic Radiology	85.15
Experimental Diagnostic Radiology	1,162.93
Experimental Radiotherapy	111.54
Experimental Radiotherapy	1,601.28
Experimental Radiotherapy	3,845.70
Experimental Surgery	174.78
Experimental Surgery	579.59
Experimental Surgery	106.72
Molecular Pathology	1,945.17
Hematology	21,593.23
Hematology	33,910.08
Hematology	2,865.43
Bone Marrow Transplt-Res	311.12
Clinical Immunol & Biol Therapy	4,411.14
Veterinary Medicine & Surgery	501.69
Veterinary Medicine & Surgery	31.69
Cyclotron Isotope Lab	12,972.40
Biomathematics	83.54
Office of VP for Academic Affairs	1,447.22
Office of VP for Academic Affairs	2,635.68
Office of VP for Academic Affairs	2,348.52
Extension Studies	312,807.25
Cancer Public Education	479.92
Scientific Publications	1,079.84
Off Conf Serv, Accred & Doc	959.88
Off Conf Serv, Accred & Doc	467.99
Off Conf serv, Accred & Doc	1,901.20
Off of Planning & Instit Studies	6,459.88
Research Medical Library	240.00
Clinic Administration	142.46
Off VP for Patient Affairs	359.96
Off VP for Patient Affairs	1,010.59
Off VP for Patient Affairs	234.72
Anesthesiology Service	461.63
Admissions, Registr & Info	4,736.22
Appointments	1,980.02
Transfusion Medicine	231,305.54
Patient Educ/Off of Public Affairs	459.92
Patient Educ/Off of Public Affairs	414.99
Patient Educ/Off of Public Affairs	1,730.48
Patient Transportation	683.72
New Patient Referral	142.63
EEG Service	1,673.55
Nutrition & Food Service	539.84
Applied Nutrition Service	179.92
Applied Nutrition Service	1,516.48

THE UNIVERSITY OF TEXAS M.D. ANDERSON CANCER CENTER

U. T. BOARD OF REGENTS' MEETING

DECEMBER 6, 1990

AMENDMENTS TO THE 1990 OPERATING BUDGET
(Continued)TRANSFER TO Continued (RBC 23):

Patient Care	86,298.05
Respiratory Care	719.92
Respiratory Care	2,955.00
Patient Care Info Systems	1,939.96
Patient Care Info Systems	496.28
Patient Care Info Systems	1,848.65
Medical Records	118,258.09
Social Work	279.92
Social Work	2,266.69
Chap & Pastoral Educ	459.96
Chap & Pastoral Educ	199.45
Anatomical Pathology Services	8,296.35
Laboratory Medicine Service	55,789.70
Laboratory Medicine Service	7,257.90
Laboratory Medicine Service	445.95
Laboratory Medicine Service	3,650.29
Laboratory Medicine Service	3,349.27
Pharmacy	4,932.54
Pharmacy	328.77
Pharmacy	1,232,243.50
Clinical Isotopes	20,138.47
Diagnostic Radiology Service	4,519.35
Diagnostic Radiology Service	16,183.30
Radiotherapy Service	719.92
Rehabilitation Medicine Service	1,919.92
Volunteer Services	1,394.89
Director of Nursing Office	7,888.31
Nursing Service-Education	1,439.80
Nursing Service-Education	129.32
Nursing Service-Clinic	110,340.46
Admissions	19.96
Nursing Service-Hospital	4,189,177.91
Nursing Service-Hospital	53,673.08
Nursing Service-Post Op Care Unit	619.92
Nursing Service-Post Op Care Unit	1,928.72
Nursing Service-Medical ICU	84,274.50
Nursing Service-Operating Room	759.96
Nursing Service-Operating Room	800.67
Nursing Service-Operating Room	122,934.97
Nursing Service-Operating Room	44,602.82
Nursing Service-Operating Room	22,928.29
Linen Services	455.39
Linen Services	111.37
Patient Supply, Process & Distrb	7,500.25
Patient Supply, Process & Distrb	22,223.71
Patient Supply, Process & Distrb	2,494.94
Hospital Admin Services	13,705.87
Hospital Admin Services	22,946.86
Clinic Admin Services	239.96
Patient Care Services	511,760.70
Clinic Outpatient Services	16,735.52
Clinic Outpatient Services	1,397.06
Clinic Outpatient Services	1,951.45
Clinic Outpatient Services	2,296.51
Clinic Outpatient Services	2,021.86
Clinic Outpatient Services	109.69
Clinic Outpatient Services	206.84
Clinic Outpatient Services	199.63
Clinic Outpatient Services	1,234.27
Clinic Outpatient Services	7,304.96
Clinic Outpatient Services	14,618.18
Clinic Outpatient Services	187.31
Clinic Outpatient Services	297.73
Clinic Outpatient Services	3,210.44
Clinic Outpatient Services	1,231.89
Clinic Outpatient Services	5,066.10
Clinic Outpatient Services	243.50
Clinic Outpatient Services	887.44
Clinic Outpatient Services	29.79
Clinic Inpatient Services	704.67
Clinic Inpatient Services	9,313.70

THE UNIVERSITY OF TEXAS M.D. ANDERSON CANCER CENTER

U. T. BOARD OF REGENTS' MEETING

DECEMBER 6, 1990

AMENDMENTS TO THE 1990 OPERATING BUDGET
(Continued)TRANSFER TO Continued (RBC 23):

Hospital Inpatient Services	1,052.55
Hospital Inpatient Services	4,214.86
Hospital Inpatient Services	810.59
Hospital Inpatient Services	2,358.54
Hospital Inpatient Services	132.34
Hospital Inpatient Services	847.81
Hospital Inpatient Services	115.76
Hospital Inpatient Services	3,731.89
Hospital Inpatient Services	902.12
Hospital Inpatient Services	3,605.06
Hospital Inpatient Services	6,818.47
Hospital Inpatient Services	2,345.06
Hospital Inpatient Services	2,104.40
Hospital Inpatient Services	4,760.74
Hospital Inpatient Services	1,074.83
Hospital Inpatient Services	406.54
Hospital Inpatient Services	3,149.77
Hospital Inpatient Services	5,109.45
Hospital Inpatient Services	12,148.58
Hospital Inpatient Services	4,117.01
Hospital Inpatient Services	9,321.00
Patient Guest Programs	2,669.02
Patient Guest Programs	604.32
Surgical Care Laboratory	113.56
Surgical Care Laboratory	738.70
Office of AVP Hosp & Clin Operations	21,828.60
Office of AVP Hosp & Clin Operations	135,971.44
Computing Resources	1,439.96
Off VP for Phys Ref Dev & Extramural Prog	3,934.42
Off VP for Phys Ref Dev & Extramural Prog	3,411.02
Off VP for Phys Ref Dev & Extramural Prog	53,616.38
Risk Management	719.92
Development Office	1,425.36
Admin Info Syst	1,399.98
Admin Info Syst	189.98
Admin Info Syst	4,271.98
Business Development	17,062.50
Office AVP for Instit Affairs	835.77
Employee Health Service	9,358.69
Strategic Info Syst	6,345.98
Office of Public Affairs	3,039.88
Office of Public Affairs	1,737.98
Mail Room	104.00
Mail Room	16,953.65
Purchasing	719.96
Purchasing	5,046.98
Purchasing	5,196.98
Purchasing	4,568.61
Purchasing	82.90
Central Stores	240.00
Central Stores	48,211.85
Central Stores	23,890.01
Office of Technology Development	2,336.99
Office of Technology Development	613.73
Office of Technology Development	7,714.81
Carcinogenesis Business Office	997.00
Carcinogenesis	5,801.11
Carcinogenesis	788.14
Carcinogenesis	13,522.95
Veterinary Resources	11,311.34
Veterinary Resources	21,425.11
Veterinary Resources	556.62
Veterinary Resources Business Office	89.90
Veterinary Resources Business Office	0.48
Police Department	6,061.57
Police Department	919.27
Physical Plant	15,100.27
Physical Plant	25,533.54
Physical Plant	183.91
Physical Plant Operations	75,157.60
Physical Plant Operations	14,674.69

THE UNIVERSITY OF TEXAS M.D. ANDERSON CANCER CENTER

U. T. BOARD OF REGENTS' MEETING

DECEMBER 6, 1990

AMENDMENTS TO THE 1990 OPERATING BUDGET
(Continued)TRANSFER TO Continued (RBC 23):

Physical Plant	8,043.05
Physical Plant	324,526.74
Physical Plant	117,399.99
Physical Plant	743,627.38
Physical Plant	29,510.25
Physical Plant	10,305.02
Facility Planning	353.47
Environ Health & Safety	960.00
Environ Health & Safety	1,556.23
Environ Health & Safety	1,791.69
Biomedical Instrumentation	1,054.45
Biomedical Instrumentation	6,967.88
Operations & Staff Quality	1,529.16
Facilities Resources	1,329.92
Facilities Resources	34,985.70
Facilities Resources	833.57
Facilities Resources	95,581.03
Facilities Resources	19,101.92
Design & Construction Services	1,199.84
Design & Construction Services	5,581.64
Design & Construction Services	2,850.00
Off of Exec Dir for Facility Services	59.96
Off of Exec Dir for Facility Services	37,719.48
Off of Exec Dir for Facility Services	1,559.78
Building Services	919.87
Police Department	1,490.94
Police Department	20,248.71
Police Department	5,166.67
Cancer Prevention & Control	10,601.72
Patient Studies	7,204.63
Patient Studies	<u>4,193.68</u>
Total	\$10,631,954.58

THE UNIVERSITY OF TEXAS M.D. ANDERSON CANCER CENTER

U. T. BOARD OF REGENTS' MEETING

DECEMBER 6, 1990

OTHER FISCAL ITEMS

Retirement Benefit Plan

In accordance with the correspondence set forth below, it is recommended that the Physicians' Referral Service Retirement Benefit Plan be ratified by the Board of Regents as an administrative implementation of the MSRDP/PRS Guidelines (Appendix A) as approved by the Board of Regents on August 10, 1989.

THE UNIVERSITY OF TEXAS
 MD ANDERSON
 CANCER CENTER

October 15, 1990

Office of the President

Charles B. Mullins, M.D.
 Executive Vice Chancellor
 for Health Affairs
 The University of Texas System
 601 Colorado Street
 Austin, Texas 78701

RE: PRS Supplemental Retirement Plan

Dear Dr. Mullins:

As you are aware, we are moving toward implementation of a new Plan design for the Physician Referral Service (PRS) faculty Supplemental Retirement Plan. We appreciate your input at the summary meeting held in your office in July.

As a result of that meeting, Ray Farabee has indicated (attached letter) that the appropriate process for approval would be the Regents docket. We would like to move forward with this item for the December Regents meeting with your approval. This is consistent with our timeline for implementation on January 1, 1991. The communication materials are being sent to the faculty and a copy of the Plan highlights brochure is enclosed for your information.

Thank you for your continuing support of this important benefit for our faculty.

Sincerely,

Charles A. LeMaistre
 Charles A. LeMaistre, M.D.
 President

Approved for inclusion in December, 1990
 Board of Regents docket

Charles B. Mullins
 Charles B. Mullins, M.D.

Enclosure

THE UNIVERSITY OF TEXAS M.D. ANDERSON CANCER CENTER

U. T. BOARD OF REGENTS' MEETING

DECEMBER 6, 1990

OTHER FISCAL ITEMS

Retirement Benefit Plan
(Continued)

In accordance with the correspondence set forth below, it is recommended that the Physicians' Referral Service Retirement Benefit Plan be ratified by the Board of Regents as an administrative implementation of the MSRDP/PRS Guidelines (Appendix A) as approved by the Board of Regents on August 10, 1989.

Background About The Plan

In order to attract and attain leading scientists and physicians, Physicians Referral Service of M. D. Anderson Cancer Center provides a retirement plan. This plan supplements the other retirement plans provided through the state and Federal government, namely, the Optional Retirement Plan (ORP), Teachers Retirement System (TRS), and Social Security.

The Supplemental Retirement Plan began in 1958 as a qualified retirement plan and was converted to a non-qualified plan in the early 1970's. In 1988, the tax treatment of non-qualified plans was changed, removing the tax-deferral feature for new faculty.

In response to this, PRS developed a new retirement plan, the Retirement Benefit Plan. This plan was designed to provide new faculty benefits similar to that provided by the Supplemental Retirement Plan, but without the negative tax effects.

The Supplemental Retirement Plan will continue to exist and provide benefits to those members covered by the Plan. The Retirement Benefit Plan will be the plan offered to new faculty of the M. D. Anderson Cancer Center.

THE UNIVERSITY OF TEXAS M.D. ANDERSON CANCER CENTER

U. T. BOARD OF REGENTS' MEETING

DECEMBER 6, 1990

OTHER FISCAL ITEMS

Retirement Benefit Plan
(Continued)

In accordance with the correspondence set forth below, it is recommended that the Physicians' Referral Service Retirement Benefit Plan be ratified by the Board of Regents as an administrative implementation of the MSRDP/PRS Guidelines (Appendix A) as approved by the Board of Regents on August 10, 1989.

Primary Features

- A non-qualified supplemental retirement plan.

- Benefit formula:

Benefit accruals are based on a percentage of annual compensation.

PRS contributes, to participant retirement accounts, 4% of compensation up to the Social Security Wage Base and 7% of compensation in excess of the Social Security Wage Base.

Account balances for active participants are credited with an interest rate each plan year.

Account balances for vested terminated participants are credited with one-half the interest rate active participants.

Retirees and terminated vested participants who have commenced receipt of their pension benefit no longer receive additional interest credit.

- Participants are vested in their account balance after accruing five years of vesting service.

- Optional forms of payment:

The account balance paid as a lump sum

or

For an unmarried participant, a level annuity payable for the greater of 120 months or the life of the participant.

For a married participant, a level annuity payable for the greater of 120 months or the combined lives of the participant and spouse.

THE UNIVERSITY OF TEXAS HEALTH CENTER AT TYLER

October 22, 1990

Dr. Charles B. Mullins
Executive Vice Chancellor
for Health Affairs
The University of Texas System
601 Colorado Street
Austin, Texas 78701

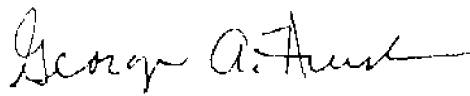
Attn: System Budget Office

Dear Dr. Mullins:

The docket for the December 6, 1990 meeting of the Board of Regents is submitted for your recommendation and presentation to the Board.

I recommend approval.

Sincerely,


Director

GAH:gd

U. T. BOARD OF REGENTS' MEETING

DECEMBER 6, 1990

TABLE OF CONTENTS

	<u>Page No.</u>
Contracts and Grants for Research, Development, Clinical and Educational Services.....	HT-03

U. T. BOARD OF REGENTS' MEETING

DECEMBER 6, 1990

CONTRACTS AND GRANTS FOR RESEARCH, DEVELOPMENT, CLINICAL AND EDUCATIONAL SERVICES

Since the Docket for the previous meeting of the U. T. Board of Regents, the following activity has taken place with regard to Contracts and Grants for Research, Development, Clinical and Educational Services:

- I. Non-Governmental Contracts and Grants (Funds Coming In)
 - a. _____ Number of Initial Grant and Contract Awards
 \$ _____ Value of Awards
 - b. _____ Number of Fiscal Amendments to Grant and Contract Awards (Increasing or Decreasing by \$10,000)
 \$ _____ Total of Increased Funding
 \$ _____ Total of Reduced Funding
- II. Non-Governmental Contracts and Grants (Funds Going Out)
 - a. _____ Number of Initial Grant and Contract Awards
 \$ _____ Value of Awards
 - b. _____ Number of Fiscal Amendments to Grant and Contract Awards (Increasing or Decreasing by \$10,000)
 \$ _____ Total of Increased Funding
 \$ _____ Total of Reduced Funding
- III. State and Local Government Contracts and Grants (Funds Coming In)
 - a. _____ Number of Initial Grant and Contract Awards
 \$ _____ Value of Awards
 - b. _____ Number of Fiscal Amendments to Grant and Contract Awards (Increasing or Decreasing by \$10,000)
 \$ _____ Total of Increased Funding
 \$ _____ Total of Reduced Funding
- IV. State and Local Government Contracts and Grants (Funds Going Out)
 - a. _____ Number of Initial Grant and Contract Awards
 \$ _____ Value of Awards
 - b. _____ Number of Fiscal Amendments to Grant and Contract Awards (Increasing or Decreasing by \$10,000)
 \$ _____ Total of Increased Funding
 \$ _____ Total of Reduced Funding
- V. Federal Government Contracts and Grants (Funds Coming In)
 - a. 1990 HT 29-30 Number of Initial Grant and Contract Awards
 \$ 234,956 Value of Awards
 - b. _____ Number of Fiscal Amendments to Grant and Contract Awards (Increasing or Decreasing by \$10,000)
 \$ _____ Total of Increased Funding
 \$ _____ Total of Reduced Funding
- VI. Federal Government Contracts and Grants (Funds Going Out)
 - a. _____ Number of Initial Grant and Contract Awards
 \$ _____ Value of Awards
 - b. _____ Number of Fiscal Amendments to Grant and Contract Awards (Increasing or Decreasing by \$10,000)
 \$ _____ Total of Increased Funding
 \$ _____ Total of Reduced Funding