

See Page 30 for
Regental approval
via the Finance
and Facilities
Committee.

THE UNIVERSITY OF TEXAS SYSTEM ADMINISTRATION
CHANCELLOR'S DOCKET NO. 57

March 11, 1991

TO MEMBERS OF THE FINANCE AND FACILITIES COMMITTEE:

Mr. W. A. "Tex" Moncrief, Jr., Chairman
Mr. Louis A. Beecherl, Jr.
Mr. Tom Loeffler

The Docket for The University of Texas System Administration and the Dockets recommended by the Chief Administrative Officers concerned and prepared by the component institutions listed below are herewith submitted for ratification or approval, as appropriate, at the meeting of the U. T. System Board of Regents on April 11, 1991. The appropriate Executive Vice Chancellors and I concur in these recommendations.

<u>Institutions</u>	<u>Pages</u>
The University of Texas System Administration	C-1 through C-22
The University of Texas at Arlington	AR-1 through AR-10
The University of Texas at Austin	A-1 through A-32
The University of Texas at Dallas	D-1 through D-8
The University of Texas at El Paso	EP-1 through EP-14
The University of Texas - Pan American	PA-1 through PA-11
The University of Texas of the Permian Basin	PB-1 through PB-5
The University of Texas at San Antonio	SA-1 through SA-17
The University of Texas at Tyler	TA-1 through TA-4
The University of Texas Southwestern Medical Center at Dallas	HD-1 through HD-17
The University of Texas Medical Branch at Galveston	G-1 through G-14
The University of Texas Health Science Center at Houston	HH-1 through HH-31
The University of Texas Health Science Center at San Antonio	HS-1 through HS-22
The University of Texas M. D. Anderson Cancer Center	CC-1 through CC-14
The University of Texas Health Center at Tyler	HT-1 through HT-4

Jans Mark

Jans Mark
Chancellor

JM:nml

cc: Mr. Sam Barshop
Mr. Robert J. Cruikshank
Mr. Mario E. Ramirez, M.D.
Mrs. Ellen C. Temple

Reverend Zan W. Holmes, Jr.
Mr. Berrard Rapoport
Dr. James P. Duncan
Dr. Charles B. Mullins

THE UNIVERSITY OF TEXAS SYSTEM ADMINISTRATION

U. T. BOARD OF REGENTS' MEETING

APRIL 11, 1991

TABLE OF CONTENTS

	<u>Page</u>
Business Contracts for Services	C-3
and Matters, including Standard Easements, Surface Leases Permits and Water Contracts	C-4
Contracts and Grants for Research, Development, Clinical and Educational Services	C-17
Changes to the 1990-91 System-wide Personnel Pay Plan	C-18
Amendments to the 1991 System Administration Operating Budget (Including staff appointments, changes of status and transfers of funds within existing budget total)	C-21
Financial and Investment Report (See attachment L & I 1-92)	C-22

THE UNIVERSITY OF TEXAS SYSTEM ADMINISTRATION

U. T. BOARD OF REGENTS' MEETING

APRIL 11, 1991

BUSINESS CONTRACTS FOR SERVICES

(Funds Going Out)

The following contracts have been awarded, have been administratively approved by the Chancellor, and are recommended for ratification by the U. T. Board of Regents:

- . Agency: Centenary Petroleum Corporation
Funds: \$1,100.00 per month
Period: February 1, 1991 to January 31, 1994
Title/Description: Lease 1825 square feet of office space and six parking spaces located at 800 West Wall Street, Midland, TX.

- . Agency: Franklin Federal Bancorp
Funds: \$1,302.52 per month
Period: January 31, 1991 to January 30, 1992
Title/Description: Lease Suite 120 of the Colorado Building located at 702 Colorado Street, Austin, TX.

THE UNIVERSITY OF TEXAS SYSTEM ADMINISTRATION
U. T. BOARD OF REGENTS' MEETING
APRIL 11, 1991
LAND MATTERS, INCLUDING STANDARD EASEMENTS,
SURFACE LEASES, PERMITS AND WATER CONTRACTS

LAND MATTERS

Easement and Surface Lease Nos. 7810 - 7871, Assignment of Lease Nos. 5721, 5775, 5885, 5947, 6222, 6238, 6444, 6453, 6454, 6455, 6775, 7091, 7315, 7477, 7481, 7688, Material Source Permit No. 712, Flexible Grazing Lease Nos. 0200 - 0203, Salt Water Disposal Contract Nos. 93D - 97D, Potable/Industrial Water Contract No. 229W, Amendment to Brine Production Lease No. 33B, and Geophysical Permit No. 4300. --It is recommended by the Vice Chancellor for Business Affairs that the following applications for easements, and surface leases, assignment of leases, material source permit, flexible grazing leases, salt water disposal contracts, potable/industrial water contract, amendment to brine production lease, and geophysical permits be ratified and the appropriate filing fees be accepted. All have been approved as to content by the appropriate officials. Payment for each has been received unless otherwise indicated, and each document is on the University's standard form when applicable and is at the standard rate effective February 1, 1986, unless otherwise indicated.

Easements and Surface Leases Nos. 7810 - 7871

No.	Company	Type	County	Block #	Distance	Period	Fee
7810	Oilfield Management, Inc.	Power Line Distribution	Andrews	6	119.15 rods of single line	1/1/91 12/31/2000	\$ 400.00 (Min.)
7811	The Mitre Corporation (approved on December, 1990 docket executive session)						
7812	J.L. Davis (Renewal of #5210)	Pipe Line Gas	Reagan	48	226.00 rods of 4 1/2" line	8/1/90 7/31/2000	1,017.00
7813	West Texas Gas, Inc. (Renewal of #5218)	Pipe Line Gas	Reagan	1	243.11 rods of 2 1/2" line	6/1/90 5/31/2000	1,094.00
7814	West Texas Gas, Inc. (Renewal of #5231)	Pipe Line Gas	Reagan	48	502.97 rods of 4 1/2" line	7/1/90 6/30/2000	2,263.37

C - 5

No.	Company	Type	County	Block #	Distance	Period	Fee
7815	West Texas Gas, Inc. (Renewal of #5316)	Pipe Line Gas	Crockett	50 & 51	61.94 rods of 4 1/2" line	7/1/90 6/30/2000	\$ 400.00 (Min.)
7816	West Texas Gas, Inc. (Renewal of #5317)	Pipe Line Gas	Crockett	50 & 51	101.09 rods of 4 1/2" line & 813.94 rods of 6 5/8" line	11/1/90 10/31/2000	4,117.64
7817	West Texas Gas, Inc. (Renewal of #5340)	Pipe Line Gas	Reagan	8 & 9	366.61 rods of 4 1/2" line	3/01/91 2/28/2001	1,649.75
7818	West Texas Gas, Inc. (Renewal of #5388)	Pipe Line Gas	Crockett	50 & 51	197.57 rods of 8 5/8" line	3/1/91 2/28/2001	889.06
7819	J.L. Davis	Pipe Line Gas	Reagan	12	186.73 rods of 4" line	2/1/91 1/31/2001	933.65
7820	Regal Gas Corporation (Renewal of #5331)	Pipe Line Gas	Andrews	10	44.18 rods of 4 1/2" line	1/1/91 12/31/2000	400.00 (Min.)
7821	Regal Gas Corporation (Renewal of #5332)	Pipe Line Gas	Andrews	10	240.00 rods of 4 1/2" line	1/1/91 12/31/2000	1,080.00
7822	Northern Natural Gas Co. (Renewal of #5333)	Pipe Line Gas	Andrews	12	125.27 rods of 4 1/2" line	1/1/91 12/31/2000	563.72
7823	Phillips 66 Natural Gas Co. (Renewal of #5364)	Pipe Line Gas	Upton	58	217.76 rods of 4 1/2" line	2/1/91 1/31/2001	979.92
7824	Phillips 66 Natural Gas Co. (Renewal of #5372)	Pipe Line Gas	Andrews	11	447.33 rods of 4 1/2" line	2/1/91 1/31/2001	2,012.98

No.	Company	Type	County	Block #	Distance	Period	Fee
7825	Seminole Pipeline Company (Renewal of #5378)	Pipe Line Oil/Gas	Andrews & Martin	6	2,250.00 rods of 14" line	3/1/91 2/28/2001	\$14,625.00
7826	Texas Utilities Electric (Renewal of #5298)	Power Line Distribution	Andrews	2, 4, 1, 5, 8, 9, 11, 13, & 14	2,141.67 rods of single line	2/1/91 1/31/2001	2,998.34
7827	Texas-New Mexico Power Co. (Renewal of #5329)	Power Line Distribution	Pecos	27 & 28	125.15 rods of single line	2/1/91 1/31/2001	400.00 (Min.)
7828	Texas-New Mexico Power Co. (Renewal of #5411)	Power Line Transmission	Pecos	18, 19, & 20	3,298.88 rods of H-Frame	3/1/91 2/28/2001	16,494.40
7829	Doug Warriner	Surface Lease Residential Site	Reagan	2	0.517 acres approximately	10/1/90 9/30/91	400.00*
7830	Walsh and Watts, Inc.	Power Line Distribution	Crane	31	434.88 rods of single line	1/1/91 12/31/2000	869.76
7831	Vincent and Barham (Renewal of #5318)	Power Line Distribution	Upton	3	152.40 rods of single line	12/1/90 11/30/2000	400.00 (Min.)
7832	Valero Transmission L.P. (Renewal of #5352)	Pipe Line Gas	Ward	16	435.48 rods of 20" line	2/1/91 1/31/2001	2,830.62

*Renewable from year to year, but not to exceed a total of ten years. Negotiated by the Manager of University Lands - Surface Interests.

No.	Company	Type	County	Block #	Distance	Period	Fee
7833	Chevron U.S.A. Inc. (Renewal of #5356)	Pipe Line Gas	Winkler	21	30.00 rods of 4" line & 483.00 rods of 8" line	2/1/91 1/31/2001	\$ 2,308.50
7834	Chevron U.S.A. Inc. (Renewal of #5377)	Pipe Line Gas	Crane	31	377.40 rods of 6 5/8" line	3/1/91 2/28/2001	1,698.30
7835	J.L. Davis	Pipe Line Gas	Reagan	12	1,351.09 rods of 4" line	12/1/90 11/30/2000	6,755.45
7836	J.L. Davis	Pipe Line Gas	Crockett	46	1,290.42 rods of 4 1/2" line	2/1/91 1/31/2001	6,452.10
7837	J.L. Davis	Pipe Line Gas	Reagan	12	583.89 rods of 6" line	2/1/91 1/31/2001	2,919.45
7838	J.L. Davis	Surface Lease Compressor Site	Reagan	12	4 acres approximately	2/1/91 1/31/2001	4,000.00
7839	El Paso Natural Gas Co. (Renewal of #5375)	Surface Lease Compressor Station	Andrews	9	33.54 acres approximately	5/1/91 4/30/2001	20,124.00
7840	Southwest Tx Electric Coop. (Renewal of #5381, #5428 & #5429)	Power Line Distribution	Crockett & Reagan	47, 50, 49, 31, & 33	750.97 rods of single line	3/1/91 2/28/2001	1,051.35
7841	Exxon Pipeline Company (Renewal of #5385)	Pipe Line Oil	Andrews	9	131.10 rods of 4 1/2" line	2/1/91 1/31/2001	589.95

No.	Company	Type	County	Block #	Distance	Period	Fee
7842	Texas-New Mexico Pipe Line (Renewal of #5384)	Pipe Line Oil	Andrews	14	251.00 rods of 4 1/2" line	2/1/91 1/31/2001	\$ 1,129.50
7843	Apache Gas Corporation (Renewal of #5448)	Pipe Line Gas	Pecos	28	486.79 rods of 6" line	3/1/91 2/28/2001	2,190.56
7844	Apache Gas Corporation (Renewal of #5330)	Pipe Line Gas	Crockett	29	136.79 rods of 4 1/2" line	3/1/91 2/28/2001	615.55
7845	Midland-Lea Inc. (Renewal of #5392)	Pipe Line Oil	Andrews	13 & 14	2,341.50 rods of 8" line	4/1/91 3/31/2001	10,535.18
7846	Phillips 66 Natural Gas (Renewal of #5370)	Pipe Line Gas	Andrews	13 & 14	140.70 rods of 2 3/8" line & 71.10 rods of 3 1/2" line	3/1/91 2/28/2001	953.10
7847	Phillips 66 Natural Gas (Renewal of #5371)	Pipe Line Gas	Andrews	1 & 11	106.90 rods of 4 1/2" line & 144.20 rods of 3 1/2" line	4/1/91 3/31/2001	1,129.95
7848	Phillips 66 Natural Gas (Renewal of #5421)	Pipe Line Gas	Andrews	11	163.34 rods of 4 1/2" line	4/1/91 3/31/2001	735.03
7849	Phillips 66 Natural Gas (Renewal of #5416)	Pipe Line Gas	Andrews	11	162.79 rods of 4 1/2" line	4/1/91 3/31/2001	732.56

No.	Company	Type	County	Block #	Distance	Period	Fee
7850	Phillips 66 Natural Gas (Renewal of #5417)	Pipe Line Gas	Reagan	58 & 10	267.94 rods of 6 5/8" line & 376.58 rods of 4 1/2" line	4/1/91 3/31/2001	\$ 2,901.56
7851	Enserch Corporation (Renewal of #5517)	Pipe Line Gas	Ward	18	1,236.60 rods of 12" line	6/1/91 5/31/2001	8,037.90
7852	Amoco Production Company (Renewal of #5379)	Pipe Line Gas	Andrews	13	52.20 rods of 4" line	4/1/91 3/31/2001	400.00 (Min.)
7853	Oasis Pipe Line Company (Renewal of #5389)	Pipe Line Gas	Winkler	21	175.45 rods of 4" line	2/1/91 1/31/2001	789.52
7854	Oasis Pipe Line Company (Renewal of #5390)	Pipe Line Gas	Ward	16	370.00 rods of 6" line	4/1/91 3/31/2001	1,665.00
7855	Oasis Pipe Line Company (Renewal of #5405)	Power Line Distribution	Crockett	32	261.27 rods of single line	3/1/91 2/28/2001	400.00 (Min.)
7856	Oasis Pipe Line Company (Renewal of #5423)	Pipe Line Gas	Winkler	21	170.58 rods of 4" line	3/1/91 2/28/2001	767.61
7857	Oasis Pipe Line Company (Renewal of #5424)	Pipe Line Gas	Winkler	21	259.62 rods of 4" line	3/1/91 2/28/2001	1,168.29
7858	Don Huey Services (Renewal of #7652)	Surface Lease Office & Truck Yard	Ward	16	1.102 acres approximately	3/1/91 2/28/92	850.00*

*Renewable from year to year, but not to exceed a total of ten years. Negotiated by the Manager of University Lands - Surface Interests.

No.	Company	Type	County	Block #	Distance	Period	Fee
7859	J.L. Davis	Pipe Line Gas	Reagan	48	119.76 rods of 4 1/2" line	2/1/91 1/31/2001	\$ 598.80
7860	Mobil Pipe Line Company (Renewal of #5361)	Pipe Line Oil	Ward	16	608.30 rods of 6 5/8" line	4/1/91 3/31/2001	2,737.35
7861	Phillips Pipe Line Company (Renewal of #5465)	Pipe Line Oil	Andrews	14	280.79 rods of 4 1/2" line	5/1/91 4/30/2001	1,263.56
7862	Ozona Energy Corporation (Renewal of #5394)	Pipe Line Gas	Crockett	31	241.58 rods of 8 5/8" line	3/1/91 2/28/2001	1,087.11
7863	Cap Rock Electric Coop. (Renewal of #5445)	Power Line Distribution	Reagan	58	468.49 rods of single line	5/1/91 4/30/2001	655.89
7864	Southwest Tx Electric Coop. (Renewal of #5430)	Power Line Distribution	Reagan & Crockett	47, 48 & 49	800.00 rods of single line	3/1/91 2/28/2001	1,120.00
7865	Charles Williams (Renewal of #7286)	Surface Lease Residential	Reagan	11	1.377 acres approximately	6/1/91 5/31/92	500.00*
7866	Phillips 66 Natural Gas Co.	Pipe Line Gas	Andrews	6, 9, & 13	156.22 rods of 4" line & 1,830.19 rods of 16" line	3/1/91 2/28/2001	20,913.19

*Renewable from year to year, but not to exceed a total of ten years. Negotiated by the Manager of University Lands - Surface Interests.

No.	Company	Type	County	Block #	Distance	Period	Fee
7867	Texas Utilities Electric (Renewal of #5358)	Power Line Distribution	Andrews, Crane & Ward	9, 11, 13,16, 30, 31 & 35	2,284.08 rods of single line	3/1/91 2/28/2001	\$ 3,197.71
7868	Texas Utilities Electric (Renewal of #5393)	Power Line Distribution	Martin & Ward	7 & 16	259.88 rods of single line	3/1/91 2/28/2001	400.00 (Min.)
7869	Conoco Inc. (Renewal of #5395)	Pipe Line Gas	Schleicher	54	139.33 rods of 4 1/2" line	2/1/91 1/31/2001	487.66
7870	Transwestern Pipeline Co. (Renewal of #5404)	Pipe Line Gas	Winkler	21	390.61 rods of 12" line	4/1/91 3/31/2001	2,538.97
7871	Contel of Texas, Inc. (Renewal of #5444)	Power Line Transmission	Andrews	11	450.00 rods of buried cable	4/1/91 3/31/2001	1,012.50

Assignment of Leases Nos. 5721, 5775, 5885, 5947, 6222, 6238, 6444, 6453, 6454, 6455, 6775, 7091, 7315, 7477, 7481, & 7688

No.	Assignor	Assignee	Type Permit	County	Consideration
5721	Palo Petroleum, Inc.	J.L. Davis	Pipe Line	Reagan	\$ 400.00
5775	Palo Petroleum, Inc.	J.L. Davis	Pipe Line	Reagan	400.00
5885	Palo Exploration Corp.	J.L. Davis	Pipe Line	Reagan	400.00

No.	Assignor	Assignee	Type Permit	County	Consideration
5947	Palo Petroleum, Inc.	J.L. Davis	Pipe Line	Reagan	400.00
6222	Crockett County Gas Company, Inc.	J.L. Davis	Pipe Line	Crockett	400.00
6238	Crockett County Gas Company, Inc.	J.L. Davis	Surface Lease	Crockett	\$ 400.00
6444	Amoco Production Company	MW Petroleum Corporation	Pipe Line	Andrews	400.00
6453	Midland Natural Gas, Inc.	J.L. Davis	Pipe Line	Reagan & Crockett	400.00
6454	Midland Natural Gas, Inc.	J.L. Davis	Pipe Line	Crockett	400.00
6455	Midland Natural Gas, Inc.	J.L. Davis	Pipe Line	Reagan	400.00
6775	Amoco Production Company	MW Petroleum Corporation	Surface Lease	Andrews	400.00
7091	University Gas Company, Inc.	J.L. Davis	Pipe Line	Crockett	400.00
7315	Amoco Production Company	MW Petroleum Corporation	Pipe Line	Andrews	400.00
7477	University Gas Company, Inc.	J.L. Davis	Surface Lease	Crockett	400.00
7481	University Gas Company, Inc.	J.L. Davis	Pipe Line	Reagan & Crockett	400.00
7688	University Gas Company, Inc.	J.L. Davis	Pipe Line	Reagan & Crockett	400.00

Material Source Permit No. 712

No.	Grantee	County	Block	Quantity	Consideration
712	Vulcan Materials Company	Crockett	30	51,083 cubic yards of crushed rock	\$ 15,325.00

Flexible Grazing Lease Nos. 0200 - 0203

The following grazing leases are for a ten year term in accordance with the Flexible Grazing Lease Policies adopted by the Board of Regents at its February 1, 1984 meeting provided that the lessee carries out the range conservation and/or ranch improvement practices specified in said leases which shall be certified by the Manager of University Lands-Surface Interests. These leases are on the University's standard form and semi annual payment of rental due January 1, and July 1, of each year.

No.	Lessee	County	Block	Acreage	Period	Minimum Rental Per Acre	Minimum Annual Rental	Semi-Annual Rental
0200	William O. Carter (Renewal of #0064)	Culberson	48	8,091.63	1/1/91 12/31/2000	\$0.22	\$1,780.16	\$ 890.08
0201	David Lee Ross, Mary Kay Ross & Joe Will Ross (Renewal of #0071)	Crockett	30	10,455.65	1/1/91 12/31/2000	0.93	9,723.75	4,861.88
0202	Robert B. Holt (Renewal of #0090)	Martin	7	1,245.70	1/1/91 12/31/2000	0.55	685.14	342.57
0203	Robert L. Hanks (Renewal of #0148)	Ward	16	2,385.69	1/1/91 12/31/2000	0.30	715.71	357.86

Salt Water Disposal Contract Nos. 93D - 97D

No.	Company	Type Permit	County	Location (Block)	Distance or Area	Period	Consideration
93D	Exxon Company, U.S.A.	SWD	Andrews	8	1 acre	1/1/91 12/31/91	\$ 1,500.00*
94D	Exxon Company, U.S.A.	SWD	Andrews	8	1 acre	1/1/91 12/31/91	1,500.00*
95D	Exxon Company, U.S.A.	SWD	Andrews	8	1 acre	1/1/91 12/31/91	1,500.00*
96D	Exxon Company, U.S.A.	SWD	Andrews	8	1 acre	1/1/91 12/31/91	1,500.00*
97D	Prudential-Bache Graham Royalty Ltd, Gen. Ptr (Renewal of No. 18D)	SWD	Andrews	14	1 acre	2/14/91 2/13/92	1,500.00*

*Annual advance rental. Renewable from year to year, but not to exceed a total of five years. Negotiated by Manager of University Lands - Oil, Gas and Mineral Interests

Potable/Industrial Water Contract No. 229W

No.	Company	County	Block	Period	Consideration
229W	Chevron U.S.A. Inc. (Renewal of No. 229W)	Crane	30	5/1/91 4/30/96	100.00**

**Annual rental. Royalty is \$0.30 per 1000 gallons of water produced , with an annual minimum royalty of \$500.00.

Amendment to Brine Production Lease No. 33B

No.	Company	County	Block	Period	Consideration
33B	Permian Brine Sales, Inc.	Crockett	51	3/1/91 11/30/93	None required*

*Purpose of amendment is to add five acres, for a total production area of ten acres.

Geophysical Permit Fee No. 4300

No	Company	Area	Blocks and Counties	Period	Consideration
4300	Simon-Horizon for Chevron	TWO	Blks 30, 31 and 35, Crane, Ector and Upton Counties	1/23/91 4/22/91	400.00

THE UNIVERSITY OF TEXAS SYSTEM ADMINISTRATION

U. T. BOARD OF REGENTS' MEETING

APRIL 11, 1991

CONTRACTS AND GRANTS FOR RESEARCH, DEVELOPMENT, CLINICAL
AND EDUCATIONAL SERVICES

Since the Docket for the previous meeting of the U. T. Board of Regents, the following activity has taken place with regard to Contracts and Grants for Research, Development, Clinical and Educational Services:

FUNDS COMING IN

- I. Non-Governmental, State and Local Government and Federal Government
Contracts and Grants
- a. _____ Number of Initial Grant and Contract Awards
\$ _____ Value of Awards
- b. _____ Number of Fiscal Amendments to Grant and Contract
Awards (Increasing or Decreasing by \$10,000)
\$ _____ Total of Increased Funding
\$ _____ Total of Reduced Funding

FUNDS GOING OUT

- II. Non-Governmental, State and Local Government and Federal Government
Contracts and Grants
- a. 1991 C 2 _____ Number of Initial Grant and Contract Awards
\$10,000 _____ Value of Awards
- b. _____ Number of Fiscal Amendments to Grant and Contract
Awards (Increasing or Decreasing by \$10,000)
\$ _____ Total of Increased Funding
\$ _____ Total of Reduced Funding

THE UNIVERSITY OF TEXAS SYSTEM ADMINISTRATION

U. T. BOARD OF REGENTS' MEETING

April 11, 1991

SYSTEM-WIDE PERSONNEL PAY PLAN RECOMMENDATION

ADJUSTMENTS TO THE 1990-91 SYSTEM-WIDE PERSONNEL PAY PLAN

ication is requested for the following adjustments to the 1990-91 System-wide
nnel Pay Plan:

ADDITIONS

<u>Title</u>	<u>System-wide Annual Salary Range</u>
Radiotherapy Program Director	38,736 - 63,960
Social Work Rehabilitation Coordinator	31,680 - 52,320
Bone Marrow Transplantation Laboratory Coordinator	31,680 - 52,320
Senior Autopsy Assistant	21,924 - 35,028
Autopsy Assistant II	20,496 - 32,748
Physician Assistant IV	40,032 - 66,096
Physician Assistant III	33,900 - 55,944
Supervisor II, Supply/Processing/Distribution/ Central Services	19,164 - 31,680
Behavioral Research Field Coordinator	23,436 - 38,736
Registration Interviewer II	17,940 - 29,628
Registration Interviewer I	16,296 - 26,796
Surgery Scheduler II	17,940 - 29,628
Surgery Scheduler I	16,812 - 27,732
Courier II	11,712 - 18,540
Courier I	10,740 - 16,812
Manager, Design & Construction Services	41,388 - 68,364
Manager, Facilities Information Systems	32,748 - 54,108
Manager, Patient Care Facilities	38,736 - 63,690
Manager, Field Services & Outside Plant	37,452 - 61,824
Translator/Interpreter II	25,056 - 41,388
Medical Illustration Manager	33,900 - 55,944
Marketing Specialist	32,748 - 54,108
Bindery Assistant	10,440 - 15,312
Medical Photography Coordinator	19,164 - 31,680
Assistant Director for Governmental Affairs	33,900 - 55,944
Manager, Telecommunications Services	38,736 - 63,690
Associate Director Finance	45,768 - 75,588
Coordinator, Budget Office	32,748 - 54,108
Manager, Business Development	41,388 - 68,364
Planning Analyst	23,436 - 38,736
Software Support Specialist II	33,900 - 55,944
Software Support Specialist I	31,680 - 52,320
Network Manager	35,028 - 48,924
Network Technician/Support Specialist III	30,624 - 42,816
Network Technician/Support Specialist II	26,796 - 37,452
Network Technician/Support Specialist I	23,436 - 32,748

THE UNIVERSITY OF TEXAS SYSTEM ADMINISTRATION

U. T. BOARD OF REGENTS' MEETING

April 11, 1991

SYSTEM-WIDE PERSONNEL PAY PLAN RECOMMENDATION
(CONTINUED)ADJUSTMENTS IN SALARY RANGE

	System-wide Annual Salary Range	
	From	To
Instructor III, Nursing Service-Education	35,028 - 57,852	37,452 - 61,824
Instructor II, Nursing Service-Education	32,748 - 54,108	35,028 - 54,108
Instructor Assistant, Nursing Service-Education	28,680 - 47,316	30,624 - 50,616
Nursing Supervisor I	20,496 - 44,268	23,436 - 44,268
Clinical Nurse Specialist	28,680 - 57,852	28,680 - 61,824
Head Nurse	24,228 - 54,108	24,228 - 57,852
Assistant Head Nurse	23,436 - 50,616	23,436 - 54,108
Research Nurse Supervisor	26,796 - 50,616	26,796 - 55,944
Senior Research Nurse	21,204 - 47,316	21,204 - 50,616
Research Nurse	20,496 - 44,268	20,496 - 47,316
Pheresis Nurse Supervisor	28,680 - 47,316	30,624 - 50,616
Pheresis Nurse	26,796 - 44,268	28,680 - 47,316
Nurse Clinician IV	31,680 - 54,108	31,680 - 57,852
Nurse Clinician III	28,680 - 47,316	30,624 - 50,616
Nurse Clinician II	23,436 - 44,268	23,436 - 47,316
Enterostomal Therapist II	28,680 - 47,316	32,748 - 54,108
Enterostomal Therapist I	26,796 - 44,268	30,624 - 50,616
Surgical Technologist II	16,296 - 27,732	16,296 - 31,680
Surgical Technologist I	14,424 - 26,796	14,424 - 28,680
Vocational Nurse II	16,296 - 30,624	16,296 - 31,680
Vocational Nurse I	14,424 - 27,732	14,424 - 28,680
Medication Technician II	17,352 - 28,680	19,164 - 31,680
Medication Technician I	16,296 - 26,796	17,352 - 28,680
Nurse Assistant II	12,420 - 19,164	10,140 - 19,164
Nurse Assistant I	11,376 - 17,352	9,852 - 17,352
Recreational Therapist II	21,924 - 35,028	21,924 - 36,204
(MD Anderson addition with institutional range of		21,924 - 36,204)
Assistant Director, Speech & Hearing Center	28,680 - 45,768	30,624 - 48,924
Chief Medical Technologist	25,920 - 52,320	25,920 - 55,944
(UT Medical Branch addition with institutional range of		35,028 - 55,944)
Non-Technical Tissue Assistant/Autopsy Assistant I	13,584 - 22,656	14,004 - 32,748
Blood Mobile Leader	16,812 - 27,732	17,352 - 28,680
(MD Anderson (sole user of title) change of title from Mobile Blood Unit Leader)		
Transplant Technologist II	27,732 - 42,816	27,732 - 44,268
(UT Medical Branch addition with institutional range of		27,732 - 44,268)
Transplant Technologist I	24,228 - 37,452	24,228 - 38,736
(UT Medical Branch addition with institutional range of		24,228 - 38,736)
Transplant Coordinator	27,732 - 44,268	27,732 - 54,108
(MD Anderson addition with institutional range of		32,748 - 54,108)
Physician Assistant II	28,680 - 55,944	28,680 - 54,108
Physician Assistant I	23,436 - 47,316	23,436 - 48,924
Patient Service/Relations Representative	15,312 - 23,436	15,312 - 29,628
(MD Anderson addition with institutional range of		17,940 - 29,628)
Testing Specialist	17,352 - 24,228	17,352 - 25,920
(UT San Antonio addition with institutional range of		18,576 - 25,920)
Psychologist/Psychological Associate II	21,204 - 37,452	21,204 - 40,032
(UT Medical Branch addition with institutional range of		25,056 - 40,032)
Biomedical Equipment Technician III	25,056 - 48,924	25,920 - 48,924
Biomedical Equipment Technician I	17,940 - 32,748	18,540 - 32,748
Engineering Technician II	19,164 - 36,204	19,164 - 37,452
Engineering Technician I	16,812 - 26,796	16,812 - 31,680

THE UNIVERSITY OF TEXAS SYSTEM ADMINISTRATION

U. T. BOARD OF REGENTS' MEETING

April 11, 1991

SYSTEM-WIDE PERSONNEL PAY PLAN RECOMMENDATION
(CONTINUED)System-wide
Annual Salary Range
From To

Radiologic Equipment Specialist II	19,164 - 30,624	23,436 - 37,452
Radiologic Equipment Specialist I	17,940 - 26,796	21,204 - 31,680
Research Associate II	23,436 - 37,452	25,056 - 40,032
Research Associate I	20,496 - 47,316	21,924 - 47,316
Drafting Technician II	14,004 - 29,628	14,004 - 31,680
Radiation Accelerator Maintenance Supervisor	35,028 - 57,852	40,032 - 66,096
Radiation Accelerator Technician III	30,624 - 50,616	35,028 - 57,852
Radiation Accelerator Technician II	27,732 - 45,768	30,624 - 50,616
Horticulturist	16,812 - 32,748	17,352 - 33,900
Landscape Supervisor	22,656 - 42,816	23,436 - 42,816
Field Training Officer	24,228 - 38,736	25,920 - 41,388
Assistant Stores Supervisor/Stores Leader (UT Arlington addition with institutional range of	16,812 - 31,680	16,296 - 31,680
Storekeeper	12,804 - 25,920	12,804 - 26,796
Stores/Shipping and Receiving Clerk III	14,004 - 23,436	14,004 - 24,228
Warehouse Worker II	9,852 - 21,924	9,852 - 25,056
Assistant Events Manager (UT Arlington addition with institutional range of	18,540 - 25,056	18,540 - 25,920
Animation Coordinator	17,352 - 28,680	22,656 - 37,452
Offset Press Operator III	15,312 - 31,680	15,312 - 32,748
Offset Press Operator II	13,176 - 23,436	13,176 - 28,680
Offset Press Operator I	11,376 - 19,164	11,376 - 21,924
Bindery Equipment Operator III (UT Medical Branch addition with institutional range of	14,856 - 25,056	14,856 - 29,628
Bindery Equipment Operator II (UT Medical Branch addition with institutional range of	12,804 - 21,924	12,804 - 25,920
Camera Operator & Platemaker II (UT Medical Branch addition with institutional range of	15,804 - 29,628	15,804 - 31,680
Office Supervisor II (MD Anderson addition with institutional range of	15,312 - 28,680	15,312 - 40,032
Telephone Service/Information Manager (MD Anderson addition with institutional range of	26,796 - 37,452	26,796 - 44,268
Switchboard/Telephone/Information Supervisor	12,420 - 25,056	12,420 - 32,748
Switchboard Operator III/Senior Information Attendant (MD Anderson addition with institutional range of	14,856 - 23,436	14,856 - 27,732
Switchboard/Telephone Operator II/ Information Attendant	12,420 - 21,204	12,420 - 22,656
Financial Analyst I (MD Anderson addition with institutional range of	21,204 - 37,452	21,204 - 45,768
Assistant Director, Accounting/Finance (MD Anderson addition with institutional range of	29,628 - 47,316	29,628 - 68,364
1 Assistant Manager, Finance	29,628 - 48,924	31,680 - 52,320
4 Senior Budget Analyst/Budget Analyst III	25,056 - 48,924	25,056 - 47,316
7 Computer Laboratory System/Information Services User Support Manager (MD Anderson addition with institutional range of	23,436 - 45,768	23,436 - 59,820

above referenced adjustments reflect those actions necessary to establish or maintain internal and external equity and/or accurately define and classify jobs. Any ranges are supported by compensation data for the area concerned. These adjustments have been initiated by the various component institutions, appropriately reviewed, and have received the approval of the Office of the Chancellor.

THE UNIVERSITY OF TEXAS SYSTEM ADMINISTRATION

U. T. BOARD OF REGENTS' MEETING

APRIL 11, 1991

AMENDMENTS TO THE 1991 BUDGET

The term "rate" is the full-time twelve-month rate, the appointee receiving a proportionate amount depending upon the fraction of time for which he is appointed and the period of his appointment. Source of funds for payment of salaries, unless otherwise shown, is the departmental salaries account.

<u>Item, Department, Title, Name</u>	<u>Effective Date</u>	<u>% Time</u>	<u>Full-time Salary</u>		<u>RBC</u>
			<u>No. Mos.</u>	<u>Rate</u>	
<u>APPOINTMENTS, PROMOTIONS, AND SALARY INCREASES</u>					
<u>SYSTEM ADMINISTRATION OFFICES</u>					
System Personnel Office					
Director of Personnel					
1. Trennis L. Jones	2/4	100	12	\$80,000	D12 D13
Office of the Vice Chancellor for Business Affairs					
Director of Project Coordination					
2. John P. Moore	1/16	100	12	75,000	D15
Office of Management Information Systems					
Director of Strategy and Planning for Management Information Systems					
3. Clair W. Goldsmith	1/28	50	12	108,000	D16
<u>AVAILABLE UNIVERSITY FUNDS</u>					
Office of General Counsel					
4. Juliet U. King					D17 D18
From: Attorney		100	12	49,000	
To: Attorney (Section Manager)	3/1	100	12	52,300	

THE UNIVERSITY OF TEXAS SYSTEM ADMINISTRATION
U. T. BOARD OF REGENTS' MEETING
APRIL 11, 1991
LAND AND INVESTMENT REPORT

LAND AND INVESTMENT REPORT

Meeting of April 11, 1991

INDEX	PAGE
	L & I REPORT
I. PERMANENT UNIVERSITY FUND	2
A. INVESTMENT MATTERS - MONTH ENDED DECEMBER 31, 1990	
1. Report on Securities Transactions	3
2. Comparison Summary of Assets	5
3. Summary of Income from Investments	6
4. Statement of Cash Receipts and Disbursements	7
B. INVESTMENT MATTERS - MONTH ENDED JANUARY 31, 1991	
1. Report on Securities Transactions	15
2. Comparison Summary of Assets	17
3. Summary of Income from Investments	18
4. Statement of Cash Receipts and Disbursements	19
II. COMMON TRUST FUND	28
A. INVESTMENT MATTERS - MONTH ENDED DECEMBER 31, 1990	
1. Report on Securities Transactions	29
2. Comparison Summary of Assets	30
3. Summary of Income from Investments	31
4. Statement of Cash Receipts and Disbursements	32
B. INVESTMENT MATTERS - MONTH ENDED JANUARY 31, 1991	
1. Report on Securities Transactions	39
2. Comparison Summary of Assets	41
3. Summary of Income from Investments	42
4. Statement of Cash Receipts and Disbursements	43
III. MEDICAL LIABILITY SELF-INSURANCE FUND	51
A. INVESTMENT MATTERS - MONTH ENDED DECEMBER 31, 1990	
1. Report on Securities Transactions	52
2. Comparison Summary of Assets	53
3. Summary of Income from Investments	54
4. Statement of Cash Receipts and Disbursements	55
B. INVESTMENT MATTERS - MONTH ENDED JANUARY 31, 1991	
1. Report on Securities Transactions	58
2. Comparison Summary of Assets	59
3. Summary of Income from Investments	60
4. Statement of Cash Receipts and Disbursements	61
IV. OTHER TRUST AND SPECIAL FUNDS	64
A. INVESTMENT MATTERS - MONTH ENDED DECEMBER 31, 1990	
1. Report on Securities Transactions	65
B. INVESTMENT MATTERS - MONTH ENDED JANUARY 31, 1991	
1. Report on Securities Transactions	70
V. TRUST FUND REAL ESTATE TRANSACTIONS	84
A. SALES	85
B. LEASES	86
C. OIL & GAS LEASES	88
D. LOAN/MORTGAGE MODIFICATION	91

I. PERMANENT UNIVERSITY FUND

PERMANENT UNIVERSITY FUND
SUMMARY OF SECURITIES TRANSACTIONS
(December 1 - 31, 1990)

REPORT ON SECURITIES TRANSACTIONS. -- The following securities transactions have been made for the Permanent University Fund in December, 1990. The Executive Vice Chancellor for Asset Management recommends approval by the Board of Regents of these transactions.

<u>PURCHASES:</u>	<u>COST</u> <u>(BOOK VALUE)</u>	<u>YIELD</u> <u>AT COST</u>
<u>DEBT SECURITIES--</u>		
U. S. Govt. Obligations (Direct)	\$61,027,187.50	7.58%
Corporate Bonds	17,663,447.00	9.58%
	-----	-----
Total Debt Securities	78,690,634.50	8.03%
Preferred Stocks	782.74	0.00%
Total Fixed Income Securities	78,691,417.24	8.03%
	-----	-----
<u>EQUITY SECURITIES--</u>		
Convertible Debentures	110,500.00	0.00%
Convertible Preferred Stocks	36,560.00	11.98%
Common Stocks	23,787,515.50	2.41% (1)
Total Equity Securities	23,934,575.50	2.41%
	-----	-----
<u>CAPITAL CONTRIBUTIONS:</u>		
Private Placements	5,337,368.81	N/A (2)
	-----	-----
TOTAL LONG TERM SECURITIES	107,963,361.55	6.39%
	-----	=====
<u>SHORT TERM SECURITIES (Net):</u>		
<u>POOLED INVESTMENTS--</u>		
U. S. Govt. Obligations (Direct)	20,250,781.25	
U. S. Govt. Agencies (Non-Gtd.)	14,827,800.00	

TOTAL SHORT TERM SECURITIES	35,078,581.25	

TOTAL ACQUISITIONS	\$143,041,942.80	
	=====	

PERMANENT UNIVERSITY FUND
SUMMARY OF SECURITIES TRANSACTIONS (Continued)
(December 1 - 31, 1990)

	PROCEEDS	GAIN OR (LOSS)
SALES:		
DEBT SECURITIES--		
U. S. Govt. Obligations (Direct)	\$8,012,500.00	\$2,500.00
EQUITY SECURITIES--		
Common Stocks	33,299,315.15	(1,629,540.16)
CAPITAL RETURNS:		
Private Placements	19,421.14	0.00
Total Sales	41,331,236.29	(1,627,040.16)
 MATURITIES & PREPAYMENTS:		
DEBT SECURITIES--		
U. S. Govt. Obligations (Gtd.)		
GNMA Pools	290,547.53	5,121.96
Various	172,497.20	16.74
FHA Mortgages	21,123.40	0.00
Total U.S. Govt Oblig. (Gtd.)	484,168.13	5,138.70
U. S. Govt. Agencies (Non-Gtd.)	1,828,969.56	13,191.87
Corporate Bonds	2,950,000.00	3,628.82
Total Maturities & Prepayments	5,263,137.69	21,959.39
 SHORT TERM SECURITIES (Net):		
POOLED INVESTMENTS--		
Commercial Paper	48,000,000.00	0.00
TOTAL DISPOSITIONS	\$94,594,373.98	(\$1,605,080.77)

- (1) Yield on Common Stocks based on cost price and dividend rate as of 12/31/90.
- (2) Current Yield is not calculated on Private Placements due to the absence of scheduled interest and dividend payments.

PERMANENT UNIVERSITY FUND
Comparison Summary of Assets

Security	December 31, 1989				December 31, 1990			
	Book Value	Book Yield	Market Value	Market Yield	Book Value	Book Yield	Market Value	Market Yield
LONG TERM SECURITIES:								
DEBT SECURITIES --								
U. S. GOVT. OBLIGATIONS:								
Direct - Treasuries	\$424,889,358.12	10.19%	\$462,846,372.41	8.03%	\$617,425,660.35	9.20%	\$652,353,748.10	7.78%
Gtd. - Various Bonds	136,541,347.52	9.63%	139,344,982.35	9.38%	133,214,788.63	9.57%	135,566,928.87	9.49%
FHA Mortgages	3,152,272.70	7.00%	2,710,255.11	10.99%	2,823,786.40	7.02%	2,564,950.48	10.99%
Total U. S. Govts	564,582,978.34	10.04%	604,901,609.87	8.35%	753,464,235.38	9.25%	790,485,627.45	8.08%
U. S. GOVT. AGENCIES:								
Non-Guaranteed	309,562,864.18	9.72%	314,689,701.79	9.44%	312,300,132.52	9.72%	318,717,788.21	9.45%
CORPORATE BONDS	744,605,978.66	10.03%	756,269,738.22	9.59%	755,100,579.21	9.87%	754,409,281.55	9.98%
TOTAL DEBT SECURITIES	1,618,751,821.18	9.97%	1,675,861,049.88	9.12%	1,820,864,947.11	9.58%	1,863,612,697.21	9.08%
PREFERRED STOCKS	7,022,311.20	13.59%	9,177,450.80	10.40%	6,974,741.88	12.87%	8,541,868.16	10.51%
TOTAL FIXED INCOME SECURITIES	1,625,774,132.38	9.99%	1,685,038,500.68	9.12%	1,827,839,688.99	9.60%	1,872,154,565.37	9.09%
EQUITY SECURITIES --								
Convertible Debentures	445,036.50	8.93%	336,500.00	11.81%	619,359.66	7.83%	518,750.00	9.35%
Convertible Preferred Stocks	1,925,428.96	8.06%	1,572,672.97	9.87%	9,436,169.66	10.44%	7,551,220.15	13.04%
Common Stocks	1,201,382,381.76	4.44%	1,520,550,965.39	3.51%	891,391,861.53	4.26%	1,047,906,224.73	3.62%
TOTAL EQUITY SECURITIES	1,203,752,847.22	4.45%	1,522,460,138.36	3.52%	901,447,390.85	4.33%	1,055,976,194.88	3.69%
PRIVATE PLACEMENTS	24,510,482.19	0.00%	24,510,482.19	0.00%	58,154,720.34	0.00%	58,154,720.34	0.00%
TOTAL LONG TERM	2,854,037,461.79	7.58%	3,232,009,121.23	6.40%	2,787,441,800.18	7.70%	2,986,285,480.59	7.01%
CASH & EQUIVALENT:								
U. S. Governments (Dir & Gtd)	80,930,440.69	10.38%	82,409,361.65	8.11%	43,279,617.03	11.43%	44,433,517.59	7.39%
U. S. Governments (Non-Gtd)	24,985,305.10	8.82%	25,007,955.10	8.42%	39,826,823.45	7.73%	39,827,800.00	7.73%
Corporate Bonds	13,233,900.16	11.95%	13,450,191.54	9.23%	19,756,006.62	12.53%	20,036,808.45	8.35%
U.S. Treasury Bills	14,677,108.34	7.98%	14,677,108.34	7.98%	9,629,175.00	7.72%	9,629,175.00	7.72%
Commercial Paper	295,000,000.00	8.41%	295,000,000.00	8.41%	487,000,000.00	8.03%	487,000,000.00	8.03%
Cash	64,443,446.51	8.39%	64,443,446.51	8.39%	30,922,441.34	9.50%	30,922,441.34	9.50%
TOTAL SHORT TERM	493,270,200.80	8.83%	494,988,063.14	8.37%	630,414,063.44	8.45%	631,849,742.38	8.05%
TOTAL SECURITIES, CASH & EQUIVALENT	\$3,347,307,662.59	7.75%	\$3,726,997,184.37	6.67%	\$3,417,855,863.62	7.83%	\$3,618,135,222.97	7.18%

PERMANENT UNIVERSITY FUND
SUMMARY OF INCOME FROM INVESTMENTS
(December 1 - 31, 1990)

	CASH	ACCRUED	TOTAL
FROM FIXED INCOME SECURITIES --			
U. S. Treasuries	(\$9,436.95)	\$5,261,708.20	\$5,252,271.25
U. S. Govt. Obligations (Gtd.)	1,249,525.26	96,052.14	1,345,577.40
FHA Mortgages	14,001.14	0.00	14,001.14
U. S. Govt. Agencies (Non-Gtd)	2,408,772.42	204,630.19	2,613,402.61
Corporate Bonds	7,056,765.91	(525,258.44)	6,531,507.47
Preferred Stocks	782.74	0.00	782.74
Total from Fixed Income Securities	10,720,410.52	5,037,132.09	15,757,542.61
FROM EQUITY SECURITIES --			
Convertible Debentures	0.00	4,041.67	4,041.67
Convertible Preferred Stocks	2,975.00	0.00	2,975.00
Common Stocks	4,936,992.41	0.00	4,936,992.41
Total from Equity Securities	4,939,967.41	4,041.67	4,944,009.08
FROM PRIVATE PLACEMENTS --	15,594.16	0.00	15,594.16
FROM SECURITIES LENDING --	75,888.37	0.00	75,888.37
TOTAL FROM LONG TERM INVESTMENTS	15,751,860.46	5,041,173.76	20,793,034.22
FROM SHORT TERM INVESTMENTS --			
U. S. Govt. Obligations (Dir.)	(484,806.63)	105,633.55	(379,173.08)
U. S. Govt. Obligations (Gtd.)	0.00	0.00	0.00
U. S. Government Agencies - Short Term Notes	0.00	246,203.42	246,203.42
Corporate Bonds	(1,070.01)	0.00	(1,070.01)
Commercial Paper	1,374,190.32	2,115,920.90	3,490,111.22
Treasury Bills	0.00	63,162.50	63,162.50
Interest on Funds in State Treasury	390,776.65	0.00	390,776.65
Interest on Bank Clearing Balances	1,654,806.47	0.00	1,654,806.47
Total From Short Term Investments	2,933,896.80	2,530,920.37	5,464,817.17
TOTAL INCOME FROM INVESTMENTS TO AVAILABLE UNIVERSITY FUND	\$18,685,757.26	\$7,572,094.13	\$26,257,851.39

INTEREST ACCRUED

	As of 12/31/90	As of 11/30/90	NET
U. S. Treasuries	\$13,856,203.17	\$8,594,494.97	\$5,261,708.20
U. S. Govt. Obligations (Gtd.)	1,244,981.19	1,148,929.05	96,052.14
U. S. Govt. Agencies (Non-Gtd.)	2,630,091.27	2,425,461.08	204,630.19
Corporate Bonds	15,848,255.79	16,373,514.23	(525,258.44)
Convertible Debentures	16,115.28	12,073.61	4,041.67
U. S. Govt. Oblig. (Dir.)	481,541.09	375,907.54	105,633.55
U. S. Govt. Agencies - Short Term Notes	2,026,723.97	1,780,520.55	246,203.42
Corporate Bonds	0.00	0.00	0.00
Commercial Paper	5,653,151.66	3,537,230.76	2,115,920.90
U. S. Treasury Bills	279,137.50	215,975.00	63,162.50
	\$42,036,200.92	\$34,464,106.79	\$7,572,094.13

PERMANENT UNIVERSITY FUND

STATEMENT OF CASH RECEIPTS AND DISBURSEMENTS
(December 1 - 31, 1990)CASH RECEIPTS

RECEIPTS INCREASING THE FUND:

Mineral Royalties		
Oil	\$8,919,305.52	
Gas	1,831,175.30	
Sulphur	0.00	
Water	40,166.22	
Brine	5,899.62	
Rental		
Mineral Lease	70,290.30	
Other	300.00	
Sale of Sand, Gravel, Etc.	0.00	
Bonuses	(5,958.56)	
	<hr/>	
Total University Lands Receipts		\$10,861,178.40

RECEIPTS FROM SALES OF SECURITIES:

U. S. Govt. Obligations (Direct)	8,012,500.00	
Private Placements	19,421.14	
Common Stocks	33,299,315.15	
	<hr/>	
Total		41,331,236.29

RECEIPTS FROM MATURING SECURITIES AND AMORTIZATION:

U. S. Govt. Obligations (Gtd.)	463,044.73	
U. S. Govt. Agencies (Non-Gtd.)	1,828,969.56	
Corporate Bonds	2,950,000.00	
FHA Mortgages	21,123.40	
Net Amortization on Bonds		
(Discount in Excess of Premium)	(644,379.47)	
Pooled Investments -		
Commercial Paper (Net)	48,000,000.00	
Write down of Gulf State Utilities		
Common Stock for cash received		
in Class Action Suit	155.83	
	<hr/>	
Total		52,618,914.05

Total Cash Receipts	<hr/>	104,811,328.74
---------------------	-------	----------------

CASH ON HAND:

November 30, 1990	69,153,055.40	
December 31, 1990	30,922,441.34	
	<hr/>	
Decrease in Cash Balance (Add)		38,230,614.06

Total Cash Accounted for	<hr/>	\$143,041,942.80
		=====

PERMANENT UNIVERSITY FUND

STATEMENT OF CASH RECEIPTS AND DISBURSEMENTS (Continued)
(December 1 - 31, 1990)CASH DISBURSEMENTS

ASSETS PURCHASED:

U. S. Govt. Obligations (Direct) (\$45,000,000.00 par value)	\$61,027,187.50
Corporate Bonds (\$17,800,000.00 par value)	17,663,447.00
Preferred Stock (1,855.38 shares)	782.74
Convertible Debentures (\$200,000.00 par value)	110,500.00
Convertible Preferred Stock (1,000 shares)	36,560.00
Common Stocks (693,650 shares)	23,787,515.50
Private Placements	5,337,368.81
Pooled Investments -	
U. S. Govt. Obligations (Direct)	20,250,781.25
U. S. Govt. Agencies (Non-Gtd.)	14,827,800.00
	<hr/>
Total Cash Disbursements	\$143,041,942.80
	<hr/> <hr/>

SUMMARY

Book Value of Permanent University Fund Investments

November 30, 1990		\$3,408,599,765.99
Additions for December, 1990:		
From West Texas Lands	\$10,861,178.40	
Realized Net Gain or (Loss) on Security Transactions	(1,605,080.77)	9,256,097.63
	<hr/>	<hr/>
(See Cash Receipts Increasing the Fund for Detail)		
December 31, 1990		\$3,417,855,863.62
		<hr/> <hr/>

PERMANENT UNIVERSITY FUND
SCHEDULE OF SECURITIES PURCHASED
(December 1 - 31, 1990)

SECURITY	PAR VALUE OR NO. SHARES (3)	TOTAL PRINCIPAL COST	YIELD AT COST
<u>LONG TERM SECURITIES:</u>			
<u>DEBT SECURITIES:</u>			
<u>U. S. GOVERNMENT OBLIGATIONS</u>			
<u>(Direct)</u>			
U. S. Treasury Notes			
8-1/8%, 8/31/92	\$30,000,000.00	\$30,330,468.75	7.42%
8-1/8%, 9/30/92	5,000,000.00	5,073,437.50	7.22%
7-7/8%, 2/15/96	10,000,000.00	10,103,906.25	7.61%
8%, 8/15/99	15,500,000.00	15,519,375.00	7.98%
TOTAL U. S. GOVT. OBLIGATIONS (Direct)	<u>\$60,500,000.00</u>	<u>61,027,187.50</u>	<u>7.58%</u>
<u>CORPORATE BONDS</u>			
El Paso Natural Gas			
9.45% Notes, 9/1/99	\$4,000,000.00	3,996,800.00	9.46%
General Motors			
9-5/8% Notes, 12/1/00	7,000,000.00	7,000,000.00	9.63%
Ohio Power 8-3/8%			
1st Mtge., 8/1/03	1,500,000.00	1,403,340.00	9.25%
Phillips Petroleum			
9-1/2% Notes, 11/15/97	2,000,000.00	2,000,000.00	9.50%
Union Carbide			
8-1/2% SF Debs., 1/15/05	300,000.00	263,307.00	10.15%
Union Oil of California			
9-3/4% Notes, 12/1/00	3,000,000.00	3,000,000.00	9.75%
TOTAL CORPORATE BONDS	<u>\$17,800,000.00</u>	<u>17,663,447.00</u>	<u>9.58%</u>
TOTAL DEBT SECURITIES		<u>78,690,634.50</u>	<u>8.03%</u>
<u>PREFERRED STOCK</u>			
Harcourt Brace Jovanovich, \$.55	1,855.38	782.74	0.00%
TOTAL FIXED INCOME SECURITIES		<u>78,691,417.24</u>	<u>8.03%</u>
<u>CAPITAL CONTRIBUTIONS:</u>			
<u>PRIVATE PLACEMENTS</u>			
Cheyenne III		1,319,250.31	
Electra Private Equity		1,669,825.00	
Goldston Oil-Gladewater Jeter		135,793.50	
North American Fund II		2,212,500.00	
TOTAL CAPITAL CONTRIBUTIONS		<u>5,337,368.81</u>	<u>N/A (2)</u>
<u>EQUITY SECURITIES:</u>			
<u>CONVERTIBLE DEBENTURES</u>			
McCaw Cellular, 11-1/2%	200,000	110,500.00	0.00%
<u>CONVERTIBLE PREFERRED STOCK</u>			
Time Warner Preferred - Class C, 4.38%	1,000	36,560.00	11.98%
<u>COMMON STOCKS (1)</u>			
Affiliated Publications - Class A	3,000	24,615.00	4.88%
American Telephone & Telegraph	57,400	1,754,454.70	4.32%
Armco	24,800	109,988.00	9.02%
Atlantic Richfield	2,300	285,073.50	4.03%

PERMANENT UNIVERSITY FUND
 SCHEDULE OF SECURITIES PURCHASED (Continued)
 (December 1 - 31, 1990)

SECURITY	NO. SHARES (3)	TOTAL PRINCIPAL COST	YIELD AT COST
<u>LONG TERM SECURITIES (Continued):</u>			
<u>EQUITY SECURITIES (Continued):</u>			
<u>COMMON STOCKS (Continued) (1)</u>			
BHC Communication - Class A	1,000	\$43,830.00	0.00%
Borden	33,000	997,421.70	3.51%
British Petroleum ADS	14,400	1,094,755.20	4.48%
Chiquita Brands International	900	27,693.00	1.30%
Cooper Tire & Rubber	17,100	287,280.00	1.43%
Cray Research	11,400	357,048.00	0.00%
Curtiss-Wright	1,500	40,245.00	3.73%
Exxon	4,100	203,237.00	5.41%
Federal Express	16,800	520,335.00	0.00%
Federal Mogul	5,000	70,400.00	6.53%
First Mississippi	14,600	139,765.80	3.13%
Florida East Coast Industries	400	16,740.00	0.96%
Fluor	133,300	5,010,716.50	0.86%
Ford Motor	7,600	211,432.00	10.78%
General Cinema	5,000	95,400.00	2.52%
Great Atlantic & Pacific Tea	5,500	239,082.80	1.84%
Hi-Shear Industries	4,950	46,260.00	0.00%
INGO Limited	5,600	141,092.00	3.97%
McDonnell Douglas	2,100	94,342.50	6.28%
MCI Communications	54,000	1,071,834.80	0.50%
Media General - Class A	10,000	168,000.00	2.62%
Melville	48,800	1,952,578.50	3.55%
Motorola	6,300	313,078.50	1.53%
NCR	15,000	1,368,795.00	1.53%
Nestle SA (Reg) ADR+	55,400	2,995,729.00	1.69%
New England Electric System	3,700	92,759.00	8.14%
Nicor	12,600	567,625.00	4.70%
Quaker State	2,100	24,843.00	6.76%
Sherwin Williams	59,800	2,323,561.00	1.96%
Toys "R" Us	19,800	445,511.00	0.00%
Travelers	10,500	140,638.50	11.94%
Trinity Industries	10,000	163,130.00	4.90%
Union Electric	7,500	222,562.50	7.28%
United Telecommunications	1,500	31,606.50	4.75%
Valero Energy	4,900	94,055.50	1.46%
 TOTAL COMMON STOCKS		 23,787,515.50	 2.41%
 TOTAL EQUITY SECURITIES		 23,934,575.50	 2.41%
 TOTAL LONG TERM INVESTMENTS		 107,963,361.55	 6.39%
<u>SHORT TERM SECURITIES (Net):</u>			
<u>POOLED INVESTMENTS--</u>			
U. S. Govt. Obligations (Direct)		20,250,781.25	
U. S. Govt. Agencies (Non-Gtd.)		14,827,800.00	
 TOTAL SECURITIES PURCHASED		 \$143,041,942.80	

- (1) Yield on Common Stocks based on cost price and dividend rate as of 12/31/90.
- (2) Current Yield is not calculated on Private Placements due to the absence of scheduled interest and dividend payments.
- (3) Reflects shares actually purchased. Does not reflect shares received as a result of stock splits and dividends subsequent to date of purchase.

PERMANENT UNIVERSITY FUND
EQUITIES -- OTHER CHANGES
(December 1 - 31, 1990)

<u>STOCK SPLITS, DIVIDENDS, AND DISTRIBUTIONS</u>		<u>SHS. RECEIVED</u>
Honeywell	2-1 Stock Split	12,000
Tambrands	2-1 Stock Split	22,000

PERMANENT UNIVERSITY FUND
 SCHEDULE OF SECURITIES SOLD, CALLED OR MATURED
 (December 1 - 31, 1990)

SECURITY	PAR VALUE	BOOK VALUE OF HOLDINGS	NET SALES PROCEEDS	GAIN OR (LOSS) OVER BOOK VALUE
<u>LONG TERM SECURITIES:</u>				
<u>U. S. GOVT. OBLIGATIONS (Direct)</u>				
U. S. Treasury Notes 8%, 8/15/99	\$8,000,000.00	\$8,010,000.00	\$8,012,500.00	\$2,500.00
<u>U. S. GOVT. OBLIGATIONS (Gtd.)</u>				
GNMA-Pass-Throughs and Project Loans, Various Pools	290,547.53	285,425.57	290,547.53	5,121.96
Blue Ridge Hospital Hill-Burton 9% Note, 7/14/00	112,467.46	112,467.46	112,467.46	0.00
MHC Owner Trustee Shipmor Assoc., 9%, 6/30/02	30,029.74	30,013.00	30,029.74	16.74
Patriot IV Shipping Mer Marine XI 8.05%, 12/7/04	30,000.00	30,000.00	30,000.00	0.00
FHA Mortgages	21,123.40	21,123.40	21,123.40	0.00
<hr/>				
TOTAL U. S. GOVT. OBLIGATIONS	\$8,484,168.13	8,489,029.43	8,496,668.13	7,638.70
<hr/>				
<u>U. S. GOVERNMENT AGENCIES (Non-Gtd.)</u>				
Federal Home Loan Mortgages P. C.'s Various Groups	\$1,828,969.56	1,815,777.69	1,828,969.56	13,191.87
<hr/>				
<u>CORPORATE BONDS</u>				
Duquesne Light 10-1/4% 1st Mtge., 12/1/92	\$2,950,000.00	2,946,371.18	2,950,000.00	3,628.82
<hr/>				
TOTAL DEBT SECURITIES		13,251,178.30	13,275,637.69	24,459.39
<hr/>				
<u>CAPITAL RETURNS:</u>				
<u>PRIVATE PLACEMENTS</u>				
Goldston Oil-Gladewater Jeter		18,040.45	18,040.45	0.00
Goldston Oil-Gladewater Jeter/Royal		1,380.69	1,380.69	0.00
<hr/>				
TOTAL CAPITAL CONTRIBUTIONS		19,421.14	19,421.14	0.00
<hr/>				

PERMANENT UNIVERSITY FUND
 SCHEDULE OF SECURITIES SOLD, CALLED OR MATURED (Continued)
 (December 1 - 31, 1990)

SECURITY	NO. OF SHARES	BOOK VALUE OF HOLDINGS	NET SALES PROCEEDS	GAIN OR (LOSS) OVER BOOK VALUE
<u>LONG TERM SECURITIES (Continued):</u>				
<u>EQUITY SECURITIES:</u>				
<u>COMMON STOCKS</u>				
Acme Cleveland	4,300	\$23,155.50	\$22,359.24	(\$796.26)
Aetna Life & Casualty	8,400	404,152.18	338,550.69	(65,601.49)
Alliant Techsystems	5,500	70,145.74	60,843.91	(9,301.83)
American Express	26,700	697,820.30	598,860.97	(98,959.33)
Ashton Tate	44,800	665,044.74	375,200.00	(289,844.74)
Bankamerica	153,100	2,246,100.65	3,987,356.82	1,741,256.17
Borden	34,500	1,216,083.29	1,036,862.85	(179,220.44)
Brunswick	32,800	551,066.20	275,357.23	(275,708.97)
CMS Energy	5,800	197,867.00	153,288.87	(44,578.13)
CBS	10,100	1,953,136.72	1,643,893.07	(309,243.65)
Chase Manhattan	11,200	350,102.22	128,595.90	(221,506.32)
Chemical Banking	12,900	394,905.43	154,374.82	(240,530.61)
Community Psychiatric Centers	39,000	853,884.39	1,034,792.22	180,907.83
Conagra	35,000	946,331.77	1,240,646.05	294,314.28
Cray Research	40,300	1,780,215.11	1,292,262.92	(487,952.19)
Dow Chemical	1,900	768,164.30	849,608.93	81,444.63
DSC Communications	159,000	1,874,594.10	868,288.95	(1,006,305.15)
Eastern Utility	7,600	261,106.57	198,961.35	(62,145.22)
Eaton	8,400	455,949.72	404,698.49	(51,251.23)
Echlin	74,900	1,110,358.79	872,483.72	(237,875.07)
Esco Electric	18,170	87,443.13	73,858.55	(13,584.58)
Fedders	20,200	141,884.00	112,457.22	(29,426.78)
First Capital Holdings	16,300	205,624.50	29,746.48	(175,878.02)
FPL Group	40,000	1,128,239.73	1,092,163.50	(36,076.23)
GAP	5,000	129,725.00	164,944.50	35,219.50
General Dynamics	5,800	146,610.00	134,985.48	(11,624.52)
General Motors	5,000	226,310.00	189,643.66	(36,666.34)
Georgia-Pacific	27,600	1,101,760.53	1,046,833.04	(54,927.49)
Grace (W. R.)	40,000	983,912.61	909,707.08	(74,205.53)
Great Western Financial	65,500	1,007,851.06	724,467.95	(283,383.11)
GTE	10,000	335,450.00	283,240.54	(52,209.46)
Hewlett-Packard	15,000	587,398.16	497,683.37	(89,714.79)
Household International	12,900	672,636.64	400,596.11	(272,040.53)
Humana	23,300	570,018.58	1,000,235.60	430,217.02
Ingersoll-Rand	19,000	535,606.34	711,788.90	176,182.56
Intel	24,500	804,514.83	909,425.65	104,910.82
International Business Machines	4,400	306,955.03	499,075.35	192,120.32
International Paper	4,100	158,009.76	210,343.47	52,333.71
Kmart	35,900	795,730.35	998,166.14	202,435.79
L. A. Gear	14,100	427,273.61	201,536.85	(225,736.76)
Lockheed	10,700	405,354.07	337,841.22	(67,512.85)
Lowe's	14,000	334,196.24	331,158.93	(3,037.31)
Lubrizol	21,800	790,399.03	1,042,373.15	251,974.12
Merrill Lynch	18,900	480,014.99	374,301.97	(105,713.02)
Micropolis	43,600	297,129.34	375,983.20	78,853.86
National Service Industry	21,200	481,679.17	544,446.17	62,767.00
Pepsico	6,300	146,261.18	160,783.22	14,522.04
Philips NV - NY Shares	2,300	48,768.77	29,209.02	(19,559.75)

PERMANENT UNIVERSITY FUND
 SCHEDULE OF SECURITIES SOLD, CALLED OR MATURED (Continued)
 (December 1 - 31, 1990)

SECURITY	NO. OF SHARES	BOOK VALUE OF HOLDINGS	NET SALES PROCEEDS	GAIN OR (LOSS) OVER BOOK VALUE
<u>LONG TERM SECURITIES (Continued):</u>				
<u>EQUITY SECURITIES (Continued):</u>				
<u>COMMON STOCKS (Continued)</u>				
Pool Energy Services	234	\$2,468.93	\$2,603.25	\$134.32
Potlatch	30,300	856,844.67	832,077.10	(24,767.57)
Progressive Ohio	10,000	403,650.00	501,783.25	98,133.25
Rhone-Poulence Rorer	6,700	505,496.22	411,459.25	(94,036.97)
Safeco	12,300	383,311.98	380,435.90	(2,876.08)
Salomon	20,000	418,671.24	508,583.00	89,911.76
Security Pacific	4,700	202,476.00	102,480.07	(99,995.93)
Texas Utilities	21,500	729,693.32	799,080.19	69,386.87
Venture Stores	4,550	27,035.45	33,850.86	6,815.41
Wang Laboratories - Class B	7,600	98,049.01	21,469.26	(76,579.75)
Westinghouse Electric	10,900	352,473.00	310,225.43	(42,247.57)
Xerox	12,500	791,744.13	470,984.27	(320,759.86)
Prior Month Correction - American Electric Power	0	0.00	0.00	0.01
TOTAL EQUITY SECURITIES		<u>34,928,855.32</u>	<u>33,299,315.15</u>	<u>(1,629,540.16)</u>
TOTAL LONG TERM INVESTMENTS		<u>\$48,199,454.76</u>	<u>46,594,373.98</u>	<u>(1,605,080.77)</u>
 <u>SHORT TERM SECURITIES (Net):</u>				
<u>POOLED INVESTMENTS--</u>				
Commercial Paper			48,000,000.00	0.00
TOTAL CASH SALES, CALLS, OR MATURITIES			<u>\$94,594,373.98</u>	<u>(\$1,605,080.77)</u>

PERMANENT UNIVERSITY FUND
SUMMARY OF SECURITIES TRANSACTIONS
(January 1 - 31, 1991)

REPORT ON SECURITIES TRANSACTIONS. -- The following securities transactions have been made for the Permanent University Fund in January, 1991. The Executive Vice Chancellor for Asset Management recommends approval by the Board of Regents of these transactions.

<u>PURCHASES:</u>	<u>COST (BOOK VALUE)</u>	<u>YIELD AT COST</u>
<u>DEBT SECURITIES--</u>		
U. S. Govt. Obligations (Direct)	\$9,064,531.25	7.22%
Corporate Bonds	5,492,575.00	9.33%
	<hr/>	<hr/>
Total Debt Securities	14,557,106.25	8.02%
	<hr/>	<hr/>
<u>EQUITY SECURITIES--</u>		
Convertible Preferred Stock	106,643.02	13.21%
Common Stocks	70,637,346.91	3.40% (1)
	<hr/>	<hr/>
Total Equity Securities	70,743,989.93	3.41%
	<hr/>	<hr/>
<u>CAPITAL CONTRIBUTIONS:</u>		
Private Placements	9,066,830.24	N/A (2)
	<hr/>	<hr/>
TOTAL LONG TERM SECURITIES	94,367,926.42	3.79%
	<hr/>	<hr/>
<u>SHORT TERM SECURITIES (Net):</u>		
<u>POOLED INVESTMENTS--</u>		
U. S. Govt. Obligations (Direct)	20,102,461.94	
	<hr/>	
TOTAL ACQUISITIONS	\$114,470,388.36	
	<hr/>	

PERMANENT UNIVERSITY FUND
SUMMARY OF SECURITIES TRANSACTIONS (Continued)
(January 1 - 31, 1991)

<u>SALES:</u>	<u>PROCEEDS</u>	<u>GAIN OR (LOSS)</u>
DEBT SECURITIES--		
Corporate Bonds	\$13,375,000.00	\$246,719.16
Preferred Stocks	5.13	2.89
 Total Fixed Income Securities	 <u>13,375,005.13</u>	 <u>246,722.05</u>
 EQUITY SECURITIES--		
Convertible Preferred Stocks	18,360.75	(75,229.28)
Common Stocks	21,701,848.48	788,527.35
 Total Equity Securities	 <u>21,720,209.23</u>	 <u>713,298.07</u>
 <u>CAPITAL RETURNS:</u>		
Private Placements	64,327.14	1.06
 <u>MATURITIES & PREPAYMENTS:</u>		
DEBT SECURITIES--		
U. S. Govt. Obligations (Gtd.)		
GNMA Pools	395,990.17	7,171.87
Various	103,974.35	0.00
FHA Mortgages	38,176.16	0.00
 Total U.S. Govt Oblig. (Gtd.)	 <u>538,140.68</u>	 <u>7,171.87</u>
U. S. Govt. Agencies (Non-Gtd.)	2,066,822.99	12,839.68
Corporate Bonds	4,000,000.00	0.00
 Total Maturities & Prepayments	 <u>6,604,963.67</u>	 <u>20,011.55</u>
 Total Long Term Securities	 <u>41,764,505.17</u>	 <u>980,032.73</u>
 <u>SHORT TERM SECURITIES (Net):</u>		
<u>POOLED INVESTMENTS--</u>		
Commercial Paper	27,000,000.00	0.00
U. S. Govt. Agencies (Non-Gtd.)	39,826,823.45	0.00
 Total Short Term Securities	 <u>66,826,823.45</u>	 <u>0.00</u>
 TOTAL DISPOSITIONS	 <u>\$95,216,328.62</u>	 <u>\$980,032.73</u>
 <u>BOND EXCHANGES</u>		
	<u>PAR EXCHANGED</u>	<u>INCREASE IN ANNUAL INCOME</u>
TOTAL EXCHANGES	\$1,000,000.00	\$495.42

(1) Yield on Common Stocks based on cost price and dividend rate as of 1/31/91.

(2) Current Yield is not calculated on Private Placements due to the absence of scheduled interest and dividend payments.

PERMANENT UNIVERSITY FUND
Comparison Summary of Assets

Security	January 31, 1990				January 31, 1991			
	Book Value	Book Yield	Market Value	Market Yield	Book Value	Book Yield	Market Value	Market Yield
LONG TERM SECURITIES:								
DEBT SECURITIES --								
U. S. GOVT. OBLIGATIONS:								
Direct - Treasuries	\$418,384,006.21	10.20%	\$446,834,558.60	8.18%	\$644,897,331.89	9.11%	\$681,983,246.20	7.60%
Gtd. - Various Bonds	135,784,151.06	9.62%	135,920,848.84	9.38%	132,722,309.77	9.57%	136,438,991.70	9.43%
FHA Mortgages	3,127,486.00	7.00%	2,689,053.10	10.99%	2,785,610.24	7.02%	2,530,196.89	10.99%
Total U. S. Govts	557,295,643.27	10.04%	585,444,460.54	8.47%	780,405,251.90	9.17%	820,952,434.79	7.91%
U. S. GOVT. AGENCIES:								
Non-Guaranteed	313,859,211.38	9.72%	313,233,015.05	9.46%	310,255,271.97	9.72%	319,004,732.20	9.39%
CORPORATE BONDS	740,574,483.47	10.00%	736,800,762.34	9.55%	747,608,211.66	9.85%	750,526,005.57	9.84%
TOTAL DEBT SECURITIES	1,611,729,338.12	9.96%	1,635,478,237.93	9.15%	1,838,268,735.53	9.53%	1,890,483,172.56	8.93%
PREFERRED STOCKS	7,026,970.58	13.60%	8,731,698.08	10.95%	6,973,264.51	12.87%	8,654,747.14	10.37%
TOTAL FIXED INCOME SECURITIES	1,618,756,308.70	9.97%	1,644,209,936.01	9.16%	1,845,242,000.04	9.56%	1,899,137,919.70	8.93%
EQUITY SECURITIES								
Convertible Debentures	445,036.50	8.93%	318,000.00	12.50%	619,359.66	7.83%	515,750.00	9.40%
Convertible Preferred Stocks	1,921,699.46	8.04%	1,586,112.91	9.74%	9,449,222.65	10.57%	8,435,269.03	11.84%
Common Stocks	1,209,075,073.86	4.46%	1,418,882,635.75	3.80%	941,115,887.31	4.14%	1,145,819,208.18	3.41%
TOTAL EQUITY SECURITIES	1,211,441,809.82	4.46%	1,420,786,748.66	3.81%	951,184,469.62	4.21%	1,154,770,227.21	3.47%
PRIVATE PLACEMENTS	26,149,791.42	0.00%	26,149,791.42	0.00%	67,157,224.50	0.00%	67,157,224.50	0.00%
TOTAL LONG TERM	2,856,347,909.94	7.55%	3,091,146,476.09	6.61%	2,863,583,694.16	7.56%	3,121,065,371.41	6.72%
CASH & EQUIVALENT:								
U. S. Governments (Dir & Gtd)	91,085,883.48	10.27%	92,378,750.60	8.38%	45,474,451.52	11.30%	46,572,745.25	6.98%
U. S. Governments (Non-Gtd)	9,792,722.22	9.40%	9,803,672.22	7.82%	0.00	0.00%	0.00	0.00%
Corporate Bonds	19,901,072.97	12.00%	18,563,459.15	9.93%	15,794,631.21	12.39%	16,006,074.98	8.20%
Commercial Paper	295,000,000.00	8.26%	295,000,000.00	8.26%	460,000,000.00	7.44%	460,000,000.00	7.44%
U.S. Treasury Bills	14,567,637.51	8.01%	14,567,637.51	8.01%	9,629,175.00	7.72%	9,629,175.00	7.72%
Cash	69,167,630.45	8.39%	69,167,630.45	8.39%	32,047,564.48	9.50%	32,047,564.48	9.50%
TOTAL SHORT TERM	499,514,946.63	8.81%	499,481,149.93	8.35%	562,945,822.21	8.00%	564,255,559.71	7.54%
TOTAL SECURITIES, CASH & EQUIVALENT	\$3,355,862,856.57	7.73%	\$3,590,627,626.02	6.85%	\$3,426,529,516.37	7.63%	\$3,685,320,931.12	6.85%

L I 17

PERMANENT UNIVERSITY FUND
SUMMARY OF INCOME FROM INVESTMENTS
(January 1 - 31, 1991)

	CASH	ACCRUED	TOTAL
FROM FIXED INCOME SECURITIES --			
U. S. Treasuries	\$2,913,071.19	\$1,470,992.39	\$4,384,063.58
U. S. Govt. Obligations (Gtd.)	992,429.48	(62,872.83)	929,556.65
U. S. Govt. Agencies (Non-Gtd)	2,974,534.90	(461,843.43)	2,512,691.47
FHA Mortgages	16,443.40	0.00	16,443.40
Corporate Bonds	5,072,605.94	1,614,326.11	6,686,932.05
Preferred Stocks	93,203.53	0.00	93,203.53
Total from Fixed Income Securities	12,062,288.44	2,560,602.24	14,622,890.68
FROM EQUITY SECURITIES --			
Convertible Debentures	12,250.00	(8,208.34)	4,041.66
Convertible Preferred Stocks	206,187.56	0.00	206,187.56
Common Stocks	2,312,332.73	0.00	2,312,332.73
Total from Equity Securities	2,530,770.29	(8,208.34)	2,522,561.95
FROM PRIVATE PLACEMENTS --	75,254.72	0.00	75,254.72
TOTAL FROM LONG TERM INVESTMENTS	14,668,313.45	2,552,393.90	17,220,707.35
FROM SHORT TERM INVESTMENTS --			
U. S. Govt. Obligations (Dir.)	(180,811.08)	811,561.66	630,750.58
U. S. Govt. Obligations (Gtd.)	0.00	0.00	0.00
U. S. Government Agencies - Short Term Notes	667,989.05	(2,026,723.97)	(1,358,734.92)
Corporate Bonds	0.00	0.00	0.00
Commercial Paper	4,613,685.04	(1,919,777.81)	2,693,907.23
Treasury Bills	0.00	63,162.50	63,162.50
Securities Lending	82,819.84	0.00	82,819.84
Interest on Funds in State Treasury	469,518.25	0.00	469,518.25
Interest on Bank Clearing Balances	948,171.36	0.00	948,171.36
Total From Short Term Investments	6,601,372.46	(3,071,777.62)	3,529,594.84
TOTAL INCOME FROM INVESTMENTS TO AVAILABLE UNIVERSITY FUND	\$21,269,685.91	(\$519,383.72)	\$20,750,302.19

INTEREST ACCRUED

	As of 01/31/91	As of 12/31/90	NET
U. S. Treasuries	\$15,327,195.56	\$13,856,203.17	\$1,470,992.39
U. S. Govt. Obligations (Gtd.)	1,182,108.36	1,244,981.19	(62,872.83)
U. S. Govt. Agencies (Non-Gtd.)	2,168,247.84	2,630,091.27	(461,843.43)
Corporate Bonds	17,462,581.90	15,848,255.79	1,614,326.11
Convertible Debentures	7,906.94	16,115.28	(8,208.34)
U. S. Govt. Oblig. (Dir.)	1,293,102.75	481,541.09	811,561.66
U. S. Govt. Agencies - Short Term Notes	0.00	2,026,723.97	(2,026,723.97)
Corporate Bonds	0.00	0.00	0.00
Commercial Paper	3,733,373.85	5,653,151.66	(1,919,777.81)
U. S. Treasury Bills	342,300.00	279,137.50	63,162.50
	\$41,516,817.20	\$42,036,200.92	(\$519,383.72)

PERMANENT UNIVERSITY FUND

STATEMENT OF CASH RECEIPTS AND DISBURSEMENTS
(January 1 - 31, 1991)CASH RECEIPTS

RECEIPTS INCREASING THE FUND:

Mineral Royalties		
Oil	\$5,359,716.05	
Gas	2,123,161.40	
Sulphur	0.00	
Water	93,145.60	
Brine	6,020.62	
Rental		
Mineral Lease	105,813.10	
Other	2,077.18	
Sale of Sand, Gravel, Etc.	0.00	
Bonuses	3,686.07	
Total University Lands Receipts		\$7,693,620.02

RECEIPTS FROM SALES OF SECURITIES:

Corporate Bonds	13,375,000.00	
Preferred Stock	5.13	
Private Placements	64,327.14	
Convertible Preferred Stock	18,360.75	
Common Stocks	21,701,848.48	
Total		35,159,541.50

RECEIPTS FROM MATURING SECURITIES AND AMORTIZATION:

U. S. Govt. Obligations (Gtd.)	499,964.52	
U. S. Govt. Agencies (Non-Gtd.)	2,066,822.99	
Corporate Bonds	4,000,000.00	
FHA Mortgages	38,176.16	
Net Amortization on Bonds		
(Discout in Excess of Premium)	(684,462.27)	
Pooled Investments - (Net)		
Commercial Paper	27,000,000.00	
U. S. Govt. Agencies (Non-Gtd.)	39,826,823.45	
Bond Exchange (Net)	(6,450.00)	
Write down of Long Island Lighting		
Cumulative Preferred Stock for		
cash received in Class Action Suit	1,475.13	
Total		72,742,349.98

Total Cash Receipts		115,595,511.50
---------------------	--	----------------

CASH ON HAND:

December 31, 1990	30,922,441.34	
January 31, 1991	32,047,564.48	
Increase in Cash Balance (Subtract)		(1,125,123.14)

Total Cash Accounted for		\$114,470,388.36
--------------------------	--	------------------

PERMANENT UNIVERSITY FUND

STATEMENT OF CASH RECEIPTS AND DISBURSEMENTS (Continued)
(January 1 - 31, 1991)CASH DISBURSEMENTS

ASSETS PURCHASED:

U. S. Govt. Obligations (Direct) (\$9,000,000.00 par value)	\$9,064,531.25
Corporate Bonds (\$5,570,000.00 par value)	5,492,575.00
Private Placements	9,066,830.24
Convertible Preferred Stock (2,967.37 shares)	106,643.02
Common Stocks (1,674,100 shares)	70,637,346.91
Pooled Investments - U. S. Govt. Obligations (Direct)	20,102,461.94
	<hr/>
Total Cash Disbursements	\$114,470,388.36 =====

SUMMARY

Book Value of Permanent University Fund Investments

December 31, 1990	\$3,417,855,863.62
Additions for January, 1991:	
From West Texas Lands	\$7,693,620.02
Realized Net Gain or (Loss) on Security Transactions	980,032.73
	<hr/>
(See Cash Receipts Increasing the Fund for Detail)	<hr/>
January 31, 1991	\$3,426,529,516.37 =====

PERMANENT UNIVERSITY FUND
 SCHEDULE OF SECURITIES PURCHASED
 (January 1 - 31, 1991)

SECURITY	PAR VALUE OR NO. SHARES (3)	TOTAL PRINCIPAL COST	YIELD AT COST
<u>LONG TERM SECURITIES:</u>			
<u>DEBT SECURITIES:</u>			
<u>U. S. GOVERNMENT OBLIGATIONS</u>			
<u>(Direct)</u>			
U. S. Treasury Notes			
7-1/4%, 12/31/92	\$4,000,000.00	\$4,010,625.00	7.10%
7-3/4%, 11/15/93	5,000,000.00	5,053,906.25	7.32%
<hr/>			
TOTAL U. S. GOVT. OBLIGATIONS (Direct)	\$9,000,000.00	9,064,531.25	7.22%
<hr/>			
<u>CORPORATE BONDS</u>			
El Paso Natural Gas			
9.45% Notes, 9/1/99	\$420,000.00	420,000.00	9.45%
Great Atlantic & Pacific Tea			
9-1/8% Notes, 1/15/98	1,250,000.00	1,243,750.00	9.22%
US West Capital Funding (Gtd USWest)			
9.05% Med Term Notes, 12/20/99	3,900,000.00	3,828,825.00	9.35%
<hr/>			
TOTAL CORPORATE BONDS	\$5,570,000.00	5,492,575.00	9.33%
<hr/>			
TOTAL DEBT SECURITIES		14,557,106.25	8.02%
<hr/>			
<u>CAPITAL CONTRIBUTIONS:</u>			
<u>PRIVATE PLACEMENTS</u>			
AWI Partners		55,131.54	
Cheyenne III		217,948.70	
International Cargo Network 12%		7,875,000.00	
Morgenthaler Venture Partners, III		656,250.00	
Triad Venture II		262,500.00	
<hr/>			
TOTAL CAPITAL CONTRIBUTIONS		9,066,830.24	N/A (2)
<hr/>			
<u>EQUITY SECURITIES:</u>			
<u>CONVERTIBLE PREFERRED STOCK</u>			
Time Warner Preferred 4.38% -			
Class C	2,000.00	72,120.00	12.15%
Time Warner 11% - Class D	967.37	34,523.02	15.41%
<hr/>			
		106,643.02	13.21%
<hr/>			
<u>COMMON STOCKS (1)</u>			
ADT Ltd ADR	47,000	792,589.20	0.00%
Affiliated Publications - Class A	7,000	52,970.00	4.08%
American Express	36,300	740,905.50	4.51%
American International Group	13,900	1,082,810.00	0.56%
American Telephone & Telegraph	7,200	215,604.00	4.41%
Atlantic Richfield	45,500	5,452,913.20	4.59%
Baker Hughes	84,900	1,932,501.30	2.02%
Bellsouth	13,500	696,847.20	5.19%
British Petroleum ADS	17,700	1,356,519.00	4.44%

PERMANENT UNIVERSITY FUND
SCHEDULE OF SECURITIES PURCHASED (Continued)
(January 1 - 31, 1991)

SECURITY	NO. SHARES (3)	TOTAL PRINCIPAL COST	YIELD AT COST
<u>LONG TERM SECURITIES (Continued):</u>			
<u>EQUITY SECURITIES (Continued):</u>			
<u>COMMON STOCKS (1)</u>			
Capital Cities/ABC	1,300	\$552,155.80	0.05%
Caterpillar	4,800	224,736.00	2.56%
CBS	12,900	2,173,102.80	2.61%
Circuit City Stores	17,500	213,412.50	0.82%
Consolidated National Gas	28,800	1,192,997.70	4.54%
Cooper Industries	11,400	451,098.00	2.73%
CPC International	6,700	510,506.50	2.62%
Curtis-Wright	2,000	46,054.00	4.34%
Cyprus Minerals	6,200	115,010.00	4.31%
Diamond Shamrock	7,200	140,004.00	2.47%
Disney (Walt) Productions	36,200	3,502,177.70	0.60%
Dow Chemical	24,200	1,093,719.00	5.75%
Duke Power	6,400	193,248.00	5.43%
Dun & Bradstreet	26,600	1,114,243.64	5.06%
Du Pont (E. I.) De Nemours	27,600	934,332.00	4.96%
Eastern Enterprises	9,200	246,744.00	5.22%
Federal Express	2,600	88,743.80	0.00%
Fluor	17,600	584,232.00	0.96%
General Electric	82,600	4,476,507.00	3.76%
General Motors	2,200	72,435.00	9.11%
Goodyear Tire & Rubber	14,300	270,343.26	9.52%
Great Atlantic & Pacific Tea	3,600	156,463.20	1.84%
Grumman	7,900	145,715.50	5.42%
Halliburton	77,100	3,209,611.90	2.40%
Heinz (H. J.)	35,700	1,136,599.00	3.02%
Hi-Shear Industries	2,500	20,175.00	0.00%
Lilly (Eli)	13,400	987,298.60	2.71%
Loews	200	18,141.60	1.10%
Lotus Development	9,800	173,950.00	0.00%
MBNA	35,000	787,500.00	0.00%
McDonald's	15,300	404,296.00	1.17%
McDonnell Douglas	17,000	520,162.82	9.22%
Media General - Class A	4,900	87,416.00	2.47%
Melville	77,600	3,123,748.30	3.53%
Motorola	63,000	3,135,355.50	1.53%
NGR	5,000	433,942.00	1.61%
Neiman-Marcus Group	5,000	69,725.00	1.43%
Nestle SA (Reg) ADR+	22,200	1,189,412.50	1.70%
Nicor	5,800	258,902.00	4.75%
Northrop	7,900	138,803.00	6.83%
Pacific Telesis Group	52,700	2,163,431.10	4.92%
PHH	8,500	213,018.50	4.79%
Phillips Petroleum	86,900	2,169,673.80	4.49%
Pinelands	12,000	211,068.00	0.00%
Potlatch	7,600	217,132.00	4.62%
PSI Resources	13,000	215,410.00	5.31%
Quaker Oats	5,000	247,235.00	3.15%
Quaker State	3,000	30,843.00	7.78%
Rowan	17,000	153,850.00	0.00%
Royal Dutch Petroleum	46,400	3,475,881.40	5.14%
Ryder System	9,300	136,663.50	4.08%
SCEcorp Holding	7,500	281,775.00	7.03%
Schering-Plough	13,200	543,774.00	2.72%
Schlumberger	84,300	4,469,501.00	2.26%
Sears Roebuck	8,800	222,728.00	7.90%
Sherwin Williams	9,900	354,627.90	2.12%

PERMANENT UNIVERSITY FUND
 SCHEDULE OF SECURITIES PURCHASED (Continued)
 (January 1 - 31, 1991)

SECURITY	NO. SHARES (3)	TOTAL PRINCIPAL COST	YIELD AT COST
<u>LONG TERM SECURITIES (Continued):</u>			
<u>EQUITY SECURITIES (Continued):</u>			
<u>COMMON STOCKS (Continued) (1)</u>			
Southwestern Bell	57,000	\$2,972,694.00	5.29%
Sysco	33,100	1,003,592.00	0.92%
Times-Mirror - Series A	3,000	88,615.80	3.66%
Union Electric	9,900	295,281.50	7.25%
United Technologies	9,300	412,100.00	4.06%
Unocal	47,400	1,188,668.00	2.79%
Upjohn	16,300	581,141.00	3.25%
US West	50,000	1,797,225.00	5.56%
Western Publishing Group	13,900	132,406.60	0.00%
Woolworth (F. W.)	14,200	377,440.50	3.91%
Xerox	4,700	164,890.29	8.55%
TOTAL COMMON STOCKS		<u>70,637,346.91</u>	<u>3.40%</u>
TOTAL LONG TERM INVESTMENTS		<u>94,367,926.42</u>	<u>3.79%</u>
			=====
<u>SHORT TERM SECURITIES (Net):</u>			
<u>POOLED INVESTMENTS--</u>			
U. S. Govt. Obligations (Direct)		20,102,461.94	
TOTAL SECURITIES PURCHASED		<u>\$114,470,388.36</u>	
			=====

- (1) Yield on Common Stocks based on cost price and dividend rate as of 1/31/91.
- (2) Current Yield is not calculated on Private Placements due to the absence of scheduled interest and dividend payments.
- (3) Reflects shares actually purchased. Does not reflect shares received as a result of stock splits and dividends subsequent to date of purchase.

PERMANENT UNIVERSITY FUND
SCHEDULE OF SECURITIES SOLD, CALLED OR MATURED
(January 1 - 31, 1991)

SECURITY	PAR VALUE OR OF SHARES	BOOK VALUE OF HOLDINGS	NET SALES PROCEEDS	GAIN OR (LOSS) OVER BOOK VALUE
<u>LONG TERM SECURITIES:</u>				
<u>U. S. GOVT. OBLIGATIONS (Gtd.)</u>				
GNMA-Pass-Throughs and Project Loans, Various Pools	\$395,990.17	\$388,818.30	\$395,990.17	\$7,171.87
Blue Ridge Hospital Hill-Burton 9% Note, 7/14/00	60,057.35	60,057.35	60,057.35	0.00
Marcus Daly Hospital 8-1/4% Hill-Burton Note, 1/24/99	43,917.00	43,917.00	43,917.00	0.00
FHA Mortgages	38,176.16	38,176.16	38,176.16	0.00
TOTAL U. S. GOVT. OBLIGATIONS	538,140.68	530,968.81	538,140.68	7,171.87
<u>U. S. GOVERNMENT AGENCIES (Non-Gtd.)</u>				
Federal Home Loan Mortgages P. C.'s Various Groups	2,066,822.99	2,053,983.31	2,066,822.99	12,839.68
<u>CORPORATE BONDS</u>				
Chattanooga Valley .001% 1st Mtge., 1/1/91	4,000,000.00	4,000,000.00	4,000,000.00	0.00
Cogenron 11-3/4% Sr. Notes, 12/1/94	6,000,000.00	6,127,230.46	6,225,000.00	97,769.54
Cogenron 12-3/4% Sr. Sub Notes, 12/1/96	2,000,000.00	2,069,320.39	2,150,000.00	80,679.61
Victoria Bankshares 9-5/8% Sr. Notes, 5/1/96	5,000,000.00	4,931,729.99	5,000,000.00	68,270.01
TOTAL CORPORATE BONDS	17,000,000.00	17,128,280.84	17,375,000.00	246,719.16
TOTAL DEBT SECURITIES	\$19,604,963.67	19,713,232.96	19,979,963.67	266,730.71
<u>PREFERRED STOCK</u>				
Harcourt Brace Jovanovich, \$5.897	0.38	2.24	5.13	2.89
TOTAL FIXED INCOME		19,713,235.20	19,979,968.80	266,733.60
<u>CAPITAL RETURNS:</u>				
<u>PRIVATE PLACEMENTS</u>				
Cheyenne III		35,838.96	35,838.96	0.00
Farm & Home Financial - Series B		20.39	21.45	1.06
Goldston Oil-Gladewater Jeter		26,702.41	26,702.41	0.00
Goldston Oil-Gladewater Jeter/Royal		1,764.32	1,764.32	0.00
TOTAL CAPITAL CONTRIBUTIONS		64,326.08	64,327.14	1.06

PERMANENT UNIVERSITY FUND
 SCHEDULE OF SECURITIES SOLD, CALLED OR MATURED (Continued)
 (January 1 - 31, 1991)

SECURITY	NO. OF SHARES	BOOK VALUE OF HOLDINGS	NET SALES PROCEEDS	GAIN OR (LOSS) OVER BOOK VALUE
<u>LONG TERM SECURITIES (Continued):</u>				
<u>EQUITY SECURITIES:</u>				
<u>CONVERTIBLE PREFERRED STOCKS</u>				
Midway Airlines, \$23.382	4,000.00	\$93,531.43	\$18,299.38	(\$75,232.05)
Time Warner 11% - Series D	1.37	58.60	61.37	2.77
TOTAL CONVERTIBLE PREFERRED STOCKS		93,590.03	18,360.75	(75,229.28)
 <u>COMMON STOCKS</u>				
Aetna Life & Casualty	14,400	692,832.30	537,574.04	(155,258.26)
Alltel	7,600	227,194.40	252,159.57	24,965.17
AMR	10,000	523,650.00	481,883.91	(41,766.09)
Archer-Daniels- Midland	23,853	381,777.77	507,270.63	125,492.86
Ashton-Tate	43,700	648,715.51	251,275.00	(397,440.51)
Baxter International	26,800	463,126.94	748,498.98	285,372.04
Campbell Soup	7,000	366,994.80	404,691.49	37,696.69
Chase Manhattan Chiquita Brands International	24,400 6,600	762,722.70 172,062.00	261,071.25 199,280.34	(501,651.45) 27,218.34
Consolidated Edison of New York	13,500	317,047.35	306,237.26	(10,810.09)
Eastman Kodak	7,200	272,710.26	284,647.19	11,936.93
Ford Motor	15,400	684,334.85	393,329.54	(291,005.31)
General Cinema	15,000	302,700.00	290,735.27	(11,964.73)
Georgia-Pacific	32,100	1,382,628.28	1,223,548.44	(159,079.84)
Gibson Greeting	9,200	225,758.80	231,150.00	5,391.20
Grace (W. R.)	5,900	128,360.40	139,707.32	11,346.92
Humana	25,300	618,947.21	1,003,870.47	384,923.26
Ingersoll-Rand	5,200	146,587.00	197,333.41	50,746.41
International Business Machines	60,700	4,234,584.23	7,009,008.90	2,774,424.67
International Paper	1,300	50,100.65	72,706.57	22,605.92
Kansas City Power & Light	700	17,412.93	25,150.16	7,737.23
L. A. Gear	27,200	824,244.11	296,196.55	(528,047.56)
Lone Star Industries	5,800	200,767.00	15,062.08	(185,704.92)
Louisiana-Pacific	300	6,543.80	8,794.20	2,250.40
Lowe's	32,300	771,038.47	786,275.20	15,236.73
MCA	40,000	1,726,701.66	2,640,000.00	913,298.34
McDonnell Douglas	5,900	353,380.83	223,897.52	(129,483.31)
Mercantile Stores	6,700	244,389.20	198,011.88	(46,377.32)
Milton Roy	6,000	108,564.00	168,000.00	59,436.00
Philip Morris	6,300	79,934.18	334,722.32	254,788.14
Phillips NV - NY Shares	11,000	233,241.95	130,244.31	(102,997.64)
Safeco	7,200	204,927.97	232,437.00	27,509.03
Temple-Inland	6,800	187,977.16	203,517.20	15,540.04
Texas Utilities	6,900	238,602.00	249,633.66	11,031.66
USAir Group	22,000	566,391.55	450,749.53	(115,642.02)
USLife	3,900	180,687.00	108,923.36	(71,763.64)

PERMANENT UNIVERSITY FUND
 SCHEDULE OF SECURITIES SOLD, CALLED OR MATURED (Continued)
 (January 1 - 31, 1991)

SECURITY	NO. OF SHARES	BOOK VALUE OF HOLDINGS	NET SALES PROCEEDS	GAIN OR (LOSS) OVER BOOK VALUE
<u>LONG TERM SECURITIES (Continued):</u>				
<u>EQUITY SECURITIES (Continued):</u>				
<u>COMMON STOCKS (Continued)</u>				
Wang Laboratories -				
Class B	127,400	\$1,643,611.22	\$333,468.65	(\$1,310,142.57)
Xerox	11,400	722,070.65	500,785.28	(221,285.37)
TOTAL COMMON STOCKS		20,913,321.13	21,701,848.48	788,527.35
TOTAL EQUITY SECURITIES		21,006,911.16	21,720,209.23	713,298.07
TOTAL LONG TERM INVESTMENTS		\$40,784,472.44	41,764,505.17	980,032.73
<u>SHORT TERM SECURITIES (Net):</u>				
<u>POOLED INVESTMENTS--</u>				
Commercial Paper			27,000,000.00	0.00
U.S. Govt. Agencies (Non-Gtd.)			39,826,823.45	0.00
TOTAL SHORT TERM INVESTMENTS			66,826,823.45	0.00
TOTAL CASH SALES, CALLS, OR MATURITIES			\$108,591,328.62	\$980,032.73

PERMANENT UNIVERSITY FUND
SUMMARY OF BOND EXCHANGES
(January 1 - 31, 1991)

DESCRIPTION	BOOK VALUE	MKT YIELD IN- CREASE	BOOK YIELD IN- CREASE	NEW BOOK YIELD
<u>CORPORATE FOR CORPORATE</u>				
<u>ISSUE EXCHANGED:</u>				
Houston Lighting & Power 9% 1st Mtge., 3/1/17 (\$1,000,000.00 par value)	\$969,596.01 =====			
<u>ISSUE RECEIVED:</u>				
Pacific Gas & Electric 9-1/8% 1st & Ref Mtge., 10/1/19 (\$1,000,000.00 par value)	\$976,046.01 =====	0.04% =====	0.05% =====	9.36% =====
	\$495.42 (Total Income Improvement) (4) =====			

(4) Total Income Improvement represents improvement with
takeout (payup) considered at current investment rates.

II. COMMON TRUST FUND

COMMON TRUST FUND
SUMMARY OF SECURITIES TRANSACTIONS
(December 1 - 31, 1990)

REPORT ON SECURITIES TRANSACTIONS. -- The following securities transactions have been made for the Common Trust Fund in December, 1990. The Executive Vice Chancellor for Asset Management recommends approval by the Board of Regents of these transactions.

	<u>COST</u> <u>(BOOK VALUE)</u>	<u>YIELD</u> <u>AT COST</u>
<u>PURCHASES:</u>		
<u>DEBT SECURITIES--</u>		
Corporate Bonds	\$9,297,760.00	9.57%
<u>EQUITY SECURITIES--</u>		
Common Stocks	2,511,460.35	3.42% (1)
<u>CAPITAL CONTRIBUTIONS:</u>		
Private Placements--	2,231,779.76	N/A (2)
<hr/>		
TOTAL LONG TERM SECURITIES	14,041,000.11	6.95%
<hr/>		
<u>SHORT TERM INVESTMENTS (Net):</u>		
Commercial Paper	12,500,000.00	
<hr/>		
TOTAL ACQUISITIONS	\$26,541,000.11	
<hr/>		
	<u>PROCEEDS</u>	<u>GAIN</u> <u>OR (LOSS)</u>
<u>SALES:</u>		
<u>EQUITY SECURITIES--</u>		
Common Stocks	\$2,671,917.85	\$18,879.73
<hr/>		
<u>CAPITAL RETURNS:</u>		
Private Placements--	4,855.28	0.00
<hr/>		
<u>MATURITIES AND PREPAYMENTS:</u>		
U.S. Govt. Obligations (Gtd.)	19,802.41	86.45
U.S. Govt. Agencies (Non-Gtd.)	434,998.58	3,684.88
Corporate Bonds	4,084.44	0.00
<hr/>		
Total Maturities and Prepayments	458,885.43	3,771.33
<hr/>		
TOTAL LONG TERM SECURITIES	3,135,658.56	22,651.06
<hr/>		
<u>SHORT TERM INVESTMENTS (Net):</u>		
Short Term Investment Fund--		
Goldman-Sachs	11,888,585.94	0.00
<hr/>		
TOTAL DISPOSITIONS	\$15,024,244.50	\$22,651.06
<hr/>		

(1) Yield on Common Stocks is based on cost price and dividend rate as of 12/31/90.

(2) Current Yield is not calculated on Private Placements due to the absence of scheduled interest and dividend payments.

COMMON TRUST FUND
Comparison Summary of Assets

Security	December 31, 1989				December 31, 1990			
	Book Value	Book Yield	Market Value	Market Yield	Book Value	Book Yield	Market Value	Market Yield
LONG TERM SECURITIES:								
DEBT SECURITIES --								
U. S. GOVT. OBLIGATIONS:								
Direct - Treasuries	\$35,218,790.92	10.84%	\$40,314,688.00	8.08%	\$51,572,968.65	10.13%	\$56,675,460.00	7.99%
Gtd. - Various Bonds	7,658,695.63	10.04%	7,912,382.46	9.65%	11,321,214.68	9.82%	11,580,945.72	9.60%
Total U. S. Govts	42,877,486.55	10.70%	48,227,070.46	8.34%	62,894,183.33	10.07%	68,256,405.72	8.26%
U. S. GOVT. AGENCIES:								
Non-Guaranteed	73,153,368.18	9.74%	74,306,635.57	9.48%	77,816,962.26	9.73%	79,392,836.33	9.47%
CORPORATE BONDS	188,471,469.48	10.52%	192,258,951.60	9.96%	220,849,209.35	10.27%	223,693,844.65	10.34%
TOTAL DEBT SECURITIES	304,502,324.21	10.36%	314,792,657.63	9.60%	361,560,354.94	10.12%	371,343,086.70	9.77%
PREFERRED STOCKS	1,170,225.23	13.35%	1,638,500.00	9.54%	1,278,367.96	12.42%	1,636,450.00	9.71%
TOTAL FIXED INCOME SECURITIES	305,672,549.44	10.37%	316,431,157.63	9.60%	362,838,722.90	10.13%	372,979,536.70	9.77%
EQUITY SECURITIES								
Convertible Debentures	150,000.00	6.75%	184,500.00	5.49%	847,260.24	18.62%	616,750.00	25.57%
Convertible Preferred Stocks	82,987.90	0.00%	361,075.00	0.00%	195,968.93	11.40%	252,393.75	8.85%
Common Stocks	138,011,817.53	3.36%	175,273,308.71	2.65%	151,894,912.36	3.57%	159,734,482.22	3.39%
TOTAL EQUITY SECURITIES	138,244,805.43	3.36%	175,818,883.71	2.65%	152,938,141.53	3.66%	160,603,625.97	3.48%
PRIVATE PLACEMENTS	43,208,420.79	0.00%	43,208,420.79	0.00%	47,921,430.79	0.00%	47,921,430.79	0.00%
REAL ESTATE	0.00	0.00%	0.00	0.00%	2,675,000.00	6.00%	2,675,000.00	6.00%
TOTAL LONG TERM	487,125,775.66	7.46%	535,458,462.13	6.54%	566,373,295.22	7.48%	584,179,593.46	7.20%
CASH & EQUIVALENT:								
Goldman Sachs	84,756,639.39	8.19%	84,756,639.39	8.19%	81,938,236.92	7.84%	81,938,236.92	7.84%
Commercial Paper	0.00	0.00%	0.00	0.00%	20,000,000.00	8.62%	20,000,000.00	8.62%
U. S. Governments (Direct)	12,419,454.31	11.27%	12,640,314.31	8.09%	0.00	0.00%	0.00	0.00%
Corporate Bonds	1,758,057.79	13.40%	1,798,245.80	9.55%	2,808,401.88	13.25%	2,847,731.48	8.32%
Cash	0.77	0.00%	0.77	0.00%	7.57	0.00%	7.57	0.00%
TOTAL SHORT TERM	98,934,152.26	8.67%	99,195,200.27	8.20%	104,746,646.37	8.13%	104,785,975.97	8.00%
TOTAL SECURITIES, CASH & EQUIVALENT *	\$586,059,927.92	7.66%	\$634,653,662.40	6.80%	\$671,119,941.59	7.60%	\$688,965,569.43	7.34%
UNIT MARKET VALUE			\$2.8391699				\$2.7384668	

* The December 1990 balances above have not been reconciled to The Office of Accounting.

COMMON TRUST FUND
SUMMARY OF INCOME FROM INVESTMENTS
(December 1 - 31, 1990)

	CASH	ACCRUED	TOTAL
FROM FIXED INCOME SECURITIES --			
U. S. Treasuries	\$42,181.63	\$398,445.87	\$440,627.50
U. S. Govt. Obligations (Gtd.)	82,986.83	10,246.12	93,232.95
U. S. Govt. Agencies (Non-Gtd.)	614,140.37	34,192.72	648,333.09
Corporate Bonds	1,916,324.77	37,622.86	1,953,947.63
Preferred Stock	645.00	0.00	645.00
Total from Fixed Income Securities	2,656,278.60	480,507.57	3,136,786.17
FROM EQUITY SECURITIES --			
Convertible Debentures	0.00	13,143.75	13,143.75
Common Stocks	634,366.43	0.00	634,366.43
Total From Equity Securities	634,366.43	13,143.75	647,510.18
FROM PRIVATE PLACEMENTS	146,078.80	0.00	146,078.80
FROM REAL ESTATE	(10,241.47)	0.00	(10,241.47)
Total From Long Term Investments	3,426,482.36	493,651.32	3,920,133.68
FROM SHORT TERM INVESTMENTS --			
U. S. Govt. Agencies (Non-Gtd.) -			
Short Term Notes	0.00	0.00	0.00
Treasury Bills	0.00	0.00	0.00
Commercial Paper	28,764.70	40,891.30	69,656.00
Short Term Investment Fund -			
Goldman-Sachs	639,403.66	(31,147.53)	608,256.13
Fail Float	0.00	0.00	0.00
Securities Lending	10,786.64	0.00	10,786.64
Certificates of Deposit	0.00	0.00	0.00
Total From Short Term Investments	678,955.00	9,743.77	688,698.77
TOTAL INCOME FROM INVESTMENTS TO COMMON TRUST FUND	\$4,105,437.36	\$503,395.09	\$4,608,832.45

INTEREST ACCRUED

	As of 12/31/90	As of 11/30/90	NET
U. S. Treasuries	\$1,216,336.30	\$817,890.43	\$398,445.87
U. S. Govt. Obligations (Gtd.)	68,548.07	58,301.95	10,246.12
U. S. Govt. Agencies (Non-Gtd.)	548,515.27	514,322.55	34,192.72
Corporate Bonds	5,408,325.96	5,370,703.10	37,622.86
Convertible Debentures	76,073.75	62,930.00	13,143.75
Short Term Investment Fund -			
Goldman-Sachs	608,256.13	639,403.66	(31,147.53)
Commercial Paper	61,384.62	20,493.32	40,891.30
	\$7,987,440.10	\$7,484,045.01	\$503,395.09

COMMON TRUST FUND

STATEMENT OF CASH RECEIPTS AND DISBURSEMENTS
(December 1 - 31, 1990)CASH RECEIPTS

RECEIPTS INCREASING THE FUND:		
Net Additions (Withdrawals) to the CTF		\$11,536,942.22
RECEIPTS FROM SALES OF SECURITIES:		
Private Placements	4,855.28	
Common Stocks	2,671,917.85	
Total		2,676,773.13
RECEIPTS FROM MATURING SECURITIES AND AMORTIZATION:		
U.S. Govt. Obligations (Gtd.)	19,802.41	
U.S. Govt. Agencies (Non-Gtd.)	434,998.58	
Corporate Bonds	4,084.44	
Net Amortization on Bonds (Discount in Excess of Premium)	(20,181.08)	
Short Term Investment Fund - Goldman Sachs (Net)	11,888,585.94	
Total Cash Receipts		12,327,290.29
CASH ON HAND:		
December 31, 1990	7.57	
November 30, 1990	2.04	
Increase in Cash Balance (Deduct)		(5.53)
Total Cash Accounted for		<u>\$26,541,000.11</u>

CASH DISBURSEMENTS

ASSETS PURCHASED:		
Corporate Bonds (\$9,500,000.00 par)		\$9,297,760.00
Common Stock (145,600 shares)		2,511,460.35
Private Placements		2,231,779.76
Commercial Paper (Net)		12,500,000.00
Total Cash Disbursements		<u>\$26,541,000.11</u>

COMMON TRUST FUND

SUMMARY
BOOK VALUE OF THE COMMON TRUST FUND

November 30, 1990 Balance		\$659,560,348.31
Additions:		
Net Additions (Withdrawals) to the CTF		
Cash	\$11,536,942.22	
Realized Net Gain or (Loss)		
on Security Transactions	22,651.06	11,559,593.28
December 31, 1990 Balance		\$671,119,941.59

NUMBER OF UNITS*

November 30, 1990 Balance		247,326,564
Net Donations (12/01/90)	\$11,536,942.22	
Market Value per Unit (11/30/90)	\$2.7069947	
Net Units Added (12/01/90)		4,261,504
Accounting Adjustments		0
December 31, 1990 Balance		251,588,068

DISTRIBUTIONS TO UNIT HOLDERS*
(December 1 - 31, 1990)

Distribution from Current Income	\$0.00
Distribution from Income Reserve	0.00
Total Distribution	\$0.00

* Units are added to the CTF quarterly on 3/1, 6/1, 9/1, and 12/1.
Distribution is paid quarterly on 2/28, 5/31, 8/31 and 11/30.

COMMON TRUST FUND
SCHEDULE OF SECURITIES PURCHASED
(December 1 - 31, 1990)

SECURITY	PAR VALUE OR NO. SHARES (3)	TOTAL PRINCIPAL COST	YIELD AT COST
<u>LONG TERM SECURITIES:</u>			
<u>DEBT SECURITIES:</u>			
<u>CORPORATE BONDS</u>			
El Paso Natural Gas 9.45% Notes, 9/1/99	\$1,000,000.00	\$1,000,000.00	9.45%
General Motors 9-5/8% Notes, 12/1/00	2,000,000.00	2,000,000.00	9.63%
Ohio Power 8-3/8% 1st Mtge., 8/1/03	500,000.00	467,780.00	9.25%
Philips Petroleum 9-1/2% Notes, 11/15/97	3,000,000.00	3,000,000.00	9.50%
Public Service of Indiana 7% 1st Mtge., 1/1/02	1,000,000.00	829,980.00	9.52%
Union Oil of California 9-3/4% Notes, 12/1/00	2,000,000.00	2,000,000.00	9.75%
	-----	-----	
TOTAL CORPORATE BONDS	\$9,500,000.00	9,297,760.00	9.57%
	-----	-----	
<u>CAPITAL CONTRIBUTIONS:</u>			
<u>PRIVATE PLACEMENTS</u>			
Cheyenne III	\$164,906.38	164,906.38	
Electra Private Equity	295,425.00	295,425.00	
Goldston Oil-Gladewater Jeter	33,948.38	33,948.38	
North American Fund II	737,500.00	737,500.00	
Saratoga Partners II, L.P.	1,000,000.00	1,000,000.00	
	-----	-----	
	\$2,231,779.76	2,231,779.76	N/A (2)
	-----	-----	
<u>EQUITY SECURITIES:</u>			
<u>COMMON STOCKS (1)</u>			
Acme Steel Del	8,000	104,980.00	0.00%
American Telephone & Telegraph	4,100	125,340.70	4.32%
Anadarko Petroleum	1,000	30,183.50	0.99%
Atlantic Richfield	200	24,789.00	4.03%
Avantek	24,000	60,000.00	0.00%
Bear Stearns	15,000	145,400.00	5.26%
Bellsouth	500	27,175.00	4.93%
Boston Edison	1,000	18,886.00	8.37%
Cascade	7,000	87,500.00	3.20%
Consolidated Natural Gas	1,500	67,275.00	4.20%
Electro Rent	8,800	125,840.00	0.00%
Exxon	300	14,871.00	5.41%
Fluor	9,600	360,877.50	0.85%
Learonal	11,000	104,830.00	5.04%
Mays (J.W.)	1,700	36,082.50	0.00%
McDermott International	500	11,687.50	4.28%
Melville	3,600	144,027.00	3.55%
Merchants Group	9,400	87,500.50	0.00%
Mobil	900	50,947.65	5.12%
Motorola	500	24,847.50	1.53%
Murphy Oil	500	17,340.00	2.88%
Nestle SA (Reg) ADR+	4,000	216,286.40	1.69%
Occidental Petroleum	500	10,225.00	12.22%
Pennzoil	400	25,940.00	4.63%
Plains Petroleum	2,500	65,562.50	0.61%
Primark	10,000	63,105.10	20.60%

COMMON TRUST FUND
 SCHEDULE OF SECURITIES PURCHASED (Continued)
 (December 1 - 31, 1990)

SECURITY	NO. SHARES (3)	TOTAL PRINCIPAL COST	YIELD AT COST
<u>LONG TERM SECURITIES (Continued):</u>			
<u>COMMON STOCKS (Continued) (1)</u>			
Questar	1,000	\$36,113.50	5.42%
Schlumberger	500	27,150.00	2.21%
Sherwin Williams	4,300	167,063.50	1.96%
Texaco	500	28,550.00	5.60%
Toys "R" Us	1,300	29,178.50	0.00%
Transco Energy	500	16,180.50	4.20%
Travelers	10,000	138,500.00	11.55%
UGI	1,000	17,225.00	6.89%
TOTAL COMMON STOCKS		2,511,460.35	3.42%
TOTAL LONG TERM INVESTMENTS		14,041,000.11	6.95%
<u>SHORT TERM SECURITIES (Net):</u>			
Commercial Paper		12,500,000.00	
TOTAL SECURITIES PURCHASED		\$26,541,000.11	

- (1) Yield on Common Stocks is based on cost price and dividend rate as of 12/31/90.
- (2) Current Yield is not calculated on Private Placements due to the absence of scheduled interest and dividend payments.
- (3) Reflects shares actually purchased. Does not reflect shares received as a result of stock splits and dividends subsequent to date of purchase.

COMMON TRUST FUND
EQUITIES -- OTHER CHANGES
(December 1 - 31, 1990)

<u>STOCK SPLITS, DIVIDENDS AND DISTRIBUTIONS</u>	<u>SHS. RECEIVED</u>
Lawter International, 4-3 stock split	8,333.33

COMMON TRUST FUND
SCHEDULE OF SECURITIES SOLD, CALLED OR MATURED
(December 1 - 31, 1990)

SECURITY	PAR VALUE OR NO. SHARES	BOOK VALUE OF HOLDINGS	NET SALES PROCEEDS	GAIN OR (LOSS) OVER BOOK VALUE
<u>LONG TERM SECURITIES:</u>				
<u>DEBT SECURITIES:</u>				
<u>U.S. GOVT. OBLIGATIONS (Gtd.)</u>				
GNMA Pass Thrus and Project Loans, Various Pools	\$19,802.41	\$19,715.96	\$19,802.41	\$86.45
<u>U.S. GOVT. AGENCIES (Non-Gtd.)</u>				
Federal Home Loan Mortgages, Various Groups	434,998.58	431,313.70	434,998.58	3,684.88
<u>CORPORATE BONDS</u>				
Appletree Safeway 9% Purchase Lease, 5/1/96	4,084.44	4,084.44	4,084.44	0.00
TOTAL DEBT SECURITIES	\$458,885.43	455,114.10	458,885.43	3,771.33
<u>PRIVATE PLACEMENTS:</u>				
Goldston Oil-Gladewater Jeter		4,510.11	4,510.11	0.00
Goldston Oil Gladewater Jeter/Royal		345.17	345.17	0.00
TOTAL CAPITAL RETURNS		4,855.28	4,855.28	0.00
<u>EQUITY SECURITIES:</u>				
<u>COMMON STOCKS</u>				
Aetna Life & Casualty	600.00	34,409.36	24,182.19	(10,227.17)
American Express	1,900.00	55,881.72	42,615.57	(13,266.15)
American Information Technologies	500.00	22,675.36	34,511.34	11,835.98
Amoco	500.00	22,227.77	26,246.00	4,018.23
Ashton Tate	3,100.00	59,836.43	25,962.50	(33,873.93)
Borden	2,500.00	87,934.66	75,134.98	(12,799.68)
Brunswick	2,700.00	45,663.75	22,647.73	(23,016.02)
CBS	3,500.00	398,955.00	614,019.52	215,064.52
Chevron	2,500.00	181,989.12	174,431.67	(7,557.45)
Conagra	2,700.00	72,729.90	95,645.29	22,915.39
Cooper Tire & Rubber	10,700.00	151,803.89	185,208.60	33,404.71
Cray Research	2,800.00	146,746.22	89,783.19	(56,963.03)
Cupertino National Bancorp	0.50	6.11	4.29	(1.82)
Eastern Utility Association	600.00	20,615.40	15,707.47	(4,907.93)
Eaton	600.00	28,907.75	28,907.03	(0.72)

COMMON TRUST FUND
 SCHEDULE OF SECURITIES SOLD, CALLED OR MATURED (Continued)
 (December 1 - 31, 1990)

SECURITY	NO. SHARES	BOOK VALUE OF HOLDINGS	NET SALES PROCEEDS	GAIN OR (LOSS) OVER BOOK VALUE
<u>LONG TERM SECURITIES (Continued):</u>				
<u>EQUITY SECURITIES (Continued):</u>				
<u>COMMON STOCKS (Continued)</u>				
Esco Electronics	1,305.00	\$6,280.31	\$5,304.65	(\$975.66)
FPL Group	2,700.00	89,277.90	73,721.03	(15,556.87)
Georgia-Pacific	1,900.00	81,541.92	72,064.59	(9,477.33)
Grace (W.R.)	3,300.00	95,931.00	75,066.48	(20,864.52)
Hewlett-Packard	1,100.00	47,764.53	36,496.78	(11,267.75)
Household International	1,000.00	52,562.71	31,053.96	(21,508.75)
Humana	1,700.00	76,547.85	72,978.56	(3,569.29)
Imperial Oil Limited - Class A	2,100.00	108,309.49	107,936.39	(373.10)
International Business Machines	300.00	36,154.91	34,027.86	(2,127.05)
Kmart	2,600.00	85,698.93	72,290.58	(13,408.35)
Kerr-McGee	400.00	18,943.36	17,959.40	(983.96)
Mercury Finance	0.33	2.52	3.71	1.19
Merrill Lynch	1,300.00	42,018.51	25,745.63	(16,272.88)
Murphy Oil	1,000.00	40,071.50	36,346.78	(3,724.72)
Occidental Petroleum	1,500.00	31,464.88	34,552.84	3,087.96
Pacific Enterprises	1,500.00	55,072.88	57,138.00	2,065.12
Pennzoil	500.00	37,710.04	33,334.38	(4,375.66)
Price	3,500.00	111,912.50	134,685.80	22,773.30
Public Service Colorado	1,000.00	22,046.86	22,991.23	944.37
Public Service Enterprise Group	3,000.00	80,205.42	79,125.35	(1,080.07)
Salomon	1,400.00	28,798.00	35,600.81	6,802.81
Schlumberger	500.00	26,449.43	28,490.54	2,041.11
Southern	500.00	12,671.17	13,223.55	552.38
Tele-Communications	5,000.00	19,456.91	14,850.00	(4,606.91)
Texaco	500.00	28,713.25	29,355.26	642.01
Union Pacific	500.00	34,866.14	34,605.09	(261.05)
Wang Laboratories- Class B	100.00	531.00	282.49	(248.51)
Xerox	1,000.00	51,651.76	37,678.74	(13,973.02)
TOTAL COMMON STOCKS		2,653,038.12	2,671,917.85	18,879.73
TOTAL LONG TERM SECURITIES		3,113,007.50	3,135,658.56	22,651.06
<u>SHORT TERM SECURITIES (Net):</u>				
Short Term Investment Fund				
Goldman Sachs		11,888,585.94	11,888,585.94	0.00
TOTAL CASH SALES, CALLS, OR MATURITIES		\$15,001,593.44	\$15,024,244.50	\$22,651.06

COMMON TRUST FUND
SUMMARY OF SECURITIES TRANSACTIONS
(January 1 - 31, 1991)

REPORT ON SECURITIES TRANSACTIONS. -- The following securities transactions have been made for the Common Trust Fund in January, 1991. The Executive Vice Chancellor for Asset Management recommends approval by the Board of Regents of these transactions.

	<u>COST</u> <u>(BOOK VALUE)</u>	<u>YIELD</u> <u>AT COST</u>
<u>PURCHASES:</u>		
<u>DEBT SECURITIES--</u>		
Corporate Bonds	\$3,618,710.00	9.38%
<u>EQUITY SECURITIES--</u>		
Common Stocks	6,044,314.00	3.25% (1)
<u>CAPITAL CONTRIBUTIONS:</u>		
Private Placements--	1,297,268.69	N/A (2)
<hr/>		
TOTAL LONG TERM SECURITIES	10,960,292.69	4.89%
<hr/>		
<u>SHORT TERM INVESTMENTS (Net):</u>		
Goldman Sachs	20,582,099.18	
<hr/>		
TOTAL ACQUISITIONS	\$31,542,391.87	
<hr/>		
	<u>PROCEEDS</u>	<u>GAIN</u> <u>OR (LOSS)</u>
<u>SALES:</u>		
<u>DEBT SECURITIES--</u>		
Corporate Bonds	\$6,337,500.00	\$176,691.80
<hr/>		
<u>EQUITY SECURITIES--</u>		
Common Stocks	4,184,374.46	432,892.56
<hr/>		
<u>CAPITAL RETURNS:</u>		
Private Placements--	234,229.83	(1,438,793.09)
<hr/>		
<u>MATURITIES AND PREPAYMENTS:</u>		
U.S. Govt. Obligations (Gtd.)	25,273.23	(0.48)
U.S. Govt. Agencies (Non-Gtd.)	495,347.69	3,495.95
Corporate Bonds	254,115.08	0.00
<hr/>		
Total Maturities and Prepayments	774,736.00	3,495.47
<hr/>		
TOTAL LONG TERM SECURITIES	11,530,840.29	(825,713.26)
<hr/>		
<u>SHORT TERM INVESTMENTS (Net):</u>		
Short Term Investment Fund--		
Commercial Paper	20,000,000.00	0.00
<hr/>		
TOTAL DISPOSITIONS	\$31,530,840.29	(\$825,713.26)
<hr/>		

COMMON TRUST FUND
SUMMARY OF SECURITIES TRANSACTIONS (Continued)
(January 1 - 31, 1991)

<u>BOND EXCHANGES:</u>	<u>PAR EXCHANGED</u>	<u>INCREASE IN ANNUAL INCOME</u>
TOTAL EXCHANGES	\$1,000,000.00 =====	\$4,895.52 =====

- (1) Yield on Common Stocks is based on cost price and dividend rate as of 1/31/91.
- (2) Current Yield is not calculated on Private Placements due to the absence of scheduled interest and dividend payments.

COMMON TRUST FUND
Comparison Summary of Assets

Security	January 31, 1990				January 31, 1991			
	Book Value	Book Yield	Market Value	Market Yield	Book Value	Book Yield	Market Value	Market Yield
LONG TERM SECURITIES:								
DEBT SECURITIES --								
U. S. GOVT. OBLIGATIONS:								
Direct - Treasuries	\$37,198,330.63	10.70%	\$41,285,494.00	8.28%	\$51,577,202.73	10.13%	\$56,867,245.00	7.83%
Gtd. - Various Bonds	7,586,804.48	10.03%	7,686,381.74	9.64%	11,297,347.46	9.82%	11,705,103.68	9.55%
Total U. S. Govts	44,785,135.11	10.59%	48,971,875.74	8.49%	62,874,550.19	10.08%	68,572,348.68	8.12%
U. S. GOVT. AGENCIES:								
Non-Guaranteed	75,384,403.76	9.74%	75,181,565.49	9.49%	77,327,841.57	9.73%	79,503,997.35	9.40%
CORPORATE BONDS	191,183,414.16	10.49%	191,582,913.98	9.90%	218,287,156.46	10.22%	221,877,605.26	10.15%
TOTAL DEBT SECURITIES	311,352,953.03	10.32%	315,736,355.21	9.58%	358,489,548.22	10.09%	369,953,951.29	9.61%
PREFERRED STOCKS	1,170,225.23	13.35%	1,569,250.00	9.96%	1,278,072.93	12.43%	1,648,375.00	9.64%
TOTAL FIXED INCOME SECURITIES	312,523,178.26	10.33%	317,305,605.21	9.59%	359,767,621.15	10.10%	371,602,326.29	9.61%
EQUITY SECURITIES								
Convertible Debentures	150,000.00	6.75%	184,500.00	5.49%	847,260.24	18.62%	623,750.00	25.29%
Convertible Preferred Stocks	82,987.90	0.00%	303,000.00	0.00%	195,963.93	11.40%	263,325.00	8.48%
Common Stocks	144,217,885.64	3.45%	172,050,188.35	2.89%	154,183,986.96	3.41%	167,361,462.84	3.14%
TOTAL EQUITY SECURITIES	144,450,873.54	3.45%	172,537,688.35	2.89%	155,227,216.13	3.51%	168,248,537.84	3.23%
PRIVATE PLACEMENTS	44,322,224.55	0.00%	44,322,224.55	0.00%	47,545,676.56	0.00%	47,545,676.56	0.00%
REAL ESTATE	0.00	0.00%	0.00	0.00%	2,675,000.00	6.00%	2,675,000.00	6.00%
TOTAL LONG TERM	501,296,276.35	7.44%	534,165,518.11	6.63%	565,215,513.84	7.42%	590,071,540.69	7.00%
CASH & EQUIVALENT:								
Goldman Sachs	48,903,499.20	7.95%	48,903,499.20	7.95%	102,520,336.10	7.30%	102,520,336.10	7.30%
Commercial Paper	20,000,000.00	8.27%	20,000,000.00	8.27%	0.00	0.00%	0.00	0.00%
U. S. Governments (Direct)	12,427,170.22	11.27%	12,598,352.34	8.33%	0.00	0.00%	0.00	0.00%
Corporate Bonds	2,757,852.59	12.77%	2,309,819.20	12.37%	2,558,376.30	13.11%	2,588,828.95	8.02%
Cash	39,355.62	0.00%	39,355.62	0.00%	2.09	0.00%	2.09	0.00%
TOTAL SHORT TERM	84,127,877.63	8.67%	83,851,026.36	8.20%	105,078,714.49	7.45%	105,109,167.14	7.32%
TOTAL SECURITIES, CASH & EQUIVALENT *	\$585,424,153.98	7.61%	\$618,016,544.47	6.84%	\$670,294,228.33	7.42%	\$695,180,707.83	7.05%
UNIT MARKET VALUE			\$2.7647425				\$2.7631704	

17 I 3 7

1627

COMMON TRUST FUND
SUMMARY OF INCOME FROM INVESTMENTS
(January 1 - 31, 1991)

	CASH	ACCRUED	TOTAL
FROM FIXED INCOME SECURITIES --			
U. S. Treasuries	\$150,484.08	\$289,223.28	\$439,707.36
U. S. Govt. Obligations (Gtd.)	99,819.28	(5,913.09)	93,906.19
U. S. Govt. Agencies (Non-Gtd.)	613,387.61	13,500.50	626,888.11
Corporate Bonds	1,286,987.39	631,656.13	1,918,643.52
Preferred Stock	12,812.00	0.00	12,812.00
Total from Fixed Income Securities	2,163,490.36	928,466.82	3,091,957.18
FROM EQUITY SECURITIES --			
Convertible Debentures	0.00	(60,656.17)	(60,656.17)
Convertible Preferred	5,578.13	0.00	5,578.13
Common Stocks	303,803.83	0.00	303,803.83
Total From Equity Securities	309,381.96	(60,656.17)	248,725.79
FROM PRIVATE PLACEMENTS			
Total From Long Term Investments	141,397.30	0.00	141,397.30
FROM SHORT TERM INVESTMENTS --			
U. S. Govt. Agencies (Non-Gtd.) -			
Short Term Notes	0.00	0.00	0.00
Treasury Bills	0.00	0.00	0.00
Commercial Paper	147,303.10	(61,384.62)	85,918.48
Short Term Investment Fund -			
Goldman-Sachs	626,704.23	(36,367.67)	590,336.56
Fail Float	846.19	0.00	846.19
Securities Lending	0.00	0.00	0.00
Certificates of Deposit	0.00	0.00	0.00
Total From Short Term Investments	774,853.52	(97,752.29)	677,101.23
TOTAL INCOME FROM INVESTMENTS TO COMMON TRUST FUND	\$3,389,123.14	\$770,058.36	\$4,159,181.50

INTEREST ACCRUED

	As of 1/31/91	As of 12/31/90	NET
U. S. Treasuries	\$1,505,559.58	\$1,216,336.30	\$289,223.28
U. S. Govt. Obligations (Gtd.)	62,634.98	68,548.07	(5,913.09)
U. S. Govt. Agencies (Non-Gtd.)	562,015.77	548,515.27	13,500.50
Corporate Bonds	6,039,982.09	5,408,325.96	631,656.13
Convertible Debentures	15,417.58	76,073.75	(60,656.17)
Short Term Investment Fund -			
Goldman-Sachs	571,888.46	608,256.13	(36,367.67)
Commercial Paper	0.00	61,384.62	(61,384.62)
	\$8,757,498.46	\$7,987,440.10	\$770,058.36

COMMON TRUST FUND

STATEMENT OF CASH RECEIPTS AND DISBURSEMENTS
(January 1 - 31, 1991)CASH RECEIPTS

RECEIPTS INCREASING THE FUND:		
Net Additions (Withdrawals) to the CTF		\$0.00
RECEIPTS FROM SALES OF SECURITIES:		
Private Placements	234,229.83	
Common Stocks	4,184,374.46	
Total		4,418,604.29
RECEIPTS FROM MATURING SECURITIES AND AMORTIZATION:		
U.S. Govt. Obligations (Gtd.)	25,273.23	
U.S. Govt. Agencies (Non-Gtd.)	495,347.69	
Corporate Bonds	6,591,615.08	
Net Amortization on Bonds (Discount in Excess of Premium)	(27,032.01)	
Bond exchanges (net)	34,500.00	
Write off due to return of capital distribution received for:		
Comcast - Class A	1,050.00	
Comcast - Class A Special	2,707.50	
Write down due to cash received in Class Action Suit:		
Long Island 5% 1st Mtge., 8/1/91	25.58	
Long Island Cumulative Preferred	295.03	
Short Term Investment Fund - Commercial Paper	20,000,000.00	
Total Cash Receipts		27,123,782.10
CASH ON HAND:		
January 31, 1991	2.09	
December 31, 1990	7.57	
Decrease in Cash Balance (Add)		5.48
Total Cash Accounted for		<u>\$31,542,391.87</u>

CASH DISBURSEMENTS

ASSETS PURCHASED:		
Corporate Bonds (\$3,750,000.00 par)		\$3,618,710.00
Common Stock (271,800 shares)		6,044,314.00
Private Placements		1,297,268.69
Goldman Sachs (Net)		20,582,099.18
Total Cash Disbursements		<u>\$31,542,391.87</u>

COMMON TRUST FUND

SUMMARY
BOOK VALUE OF THE COMMON TRUST FUND

December 31, 1990 Balance		\$671,119,941.59
Additions:		
Net Additions (Withdrawals) to the CTF		
Cash	\$0.00	
Realized Net Gain or (Loss)		
on Security Transactions	(825,713.26)	(825,713.26)
January 31, 1991 Balance		<u>\$670,294,228.33</u>

NUMBER OF UNITS*

December 31, 1990 Balance		251,588,068
Net Donations (01/01/91)	\$0.00	
Market Value per Unit (11/30/90)	\$2.7069947	
Net Units Added (01/01/91)		0
Accounting Adjustments		0
January 31, 1991 Balance		<u>251,588,068</u>

DISTRIBUTIONS TO UNIT HOLDERS*
(January 1 - 31, 1991)

Distribution from Current Income	\$0.00
Distribution from Income Reserve	0.00
Total Distribution	<u>\$0.00</u>

* Units are added to the CTF quarterly on 3/1, 6/1, 9/1, and 12/1.
Distribution is paid quarterly on 2/28, 5/31, 8/31 and 11/30.

COMMON TRUST FUND
SCHEDULE OF SECURITIES PURCHASED
(January 1 - 31, 1991)

SECURITY	PAR VALUE OR NO. SHARES (3)	TOTAL PRINCIPAL COST	YIELD AT COST
<u>LONG TERM SECURITIES:</u>			
<u>DEBT SECURITIES:</u>			
<u>CORPORATE BONDS</u>			
El Paso Natural Gas 9.45% Notes, 9/1/99	\$1,250,000.00	\$1,250,000.00	9.45%
Great Atlantic & Pacific Tea 9-1/8% Notes, 1/15/98	500,000.00	497,500.00	9.22%
Kentucky Power 7-7/8% 1st Mtge., 9/1/02	500,000.00	448,205.00	9.35%
US West Capital Funding 9.05% Med Term Notes, 12/20/99	1,000,000.00	981,750.00	9.35%
Western Massachusetts Electric 7-3/4% 1st Mtge. - Series J, 7/1/02	500,000.00	441,255.00	9.45%
	<hr/>	<hr/>	<hr/>
TOTAL CORPORATE BONDS	\$3,750,000.00	3,618,710.00	9.38%
	<hr/>	<hr/>	<hr/>
<u>CAPITAL CONTRIBUTIONS:</u>			
<u>PRIVATE PLACEMENTS</u>			
AWI Partners LP		13,775.08	
Cheyenne III		27,243.61	
International Cargo Network-LFC 12%, Sub Debt		1,125,000.00	
Morgenthaler Venture Partners, III		93,750.00	
Triad Venture Limited II		37,500.00	
		<hr/>	
		1,297,268.69	N/A (2)
		<hr/>	
<u>EQUITY SECURITIES:</u>			
<u>COMMON STOCKS (1)</u>			
Acme Steel	27,000	359,937.50	0.00%
American Telephone & Telegraph	3,500	108,641.50	4.25%
Anadarko Petroleum	500	12,612.50	1.19%
Atlantic Richfield	3,300	395,535.40	4.59%
Augat	3,300	31,548.00	4.18%
Baker Hughes	6,200	141,118.40	2.02%
Baldwin Technology - Class A	10,400	40,153.20	3.11%
Bell Atlantic	500	25,380.00	4.65%
Bellsouth	2,500	133,258.15	5.03%
Cabot Oil & Gas	5,700	85,899.00	1.06%
CBS	900	151,606.00	2.61%
Consolidated Natural Gas	2,000	82,812.40	4.54%
Cooper Industries	800	31,656.00	2.73%
C P C International	500	38,097.50	2.62%
Disney (Walt) Productions	2,600	251,405.90	0.60%
Dow Chemical	1,700	76,831.50	5.75%
Duke Power	500	15,097.50	5.43%
Du Pont (E.I.) De Nemours	2,000	67,702.50	4.96%
Fluor	1,300	43,153.50	0.96%
General Electric	6,000	325,170.00	3.76%
GTE	500	14,112.50	5.60%
Halliburton	5,600	233,114.90	2.40%
Heinz (H.J.)	2,600	82,769.50	3.02%
Lawter International	10,000	113,100.00	4.07%
MBNA	13,400	303,360.00	0.00%

COMMON TRUST FUND
 SCHEDULE OF SECURITIES PURCHASED (Continued)
 (January 1 - 31, 1991)

SECURITY	NO. SHARES (3)	TOTAL PRINCIPAL COST	YIELD AT COST
<u>LONG TERM SECURITIES (Continued):</u>			
<u>COMMON STOCKS (Continued) (1)</u>			
McDermott International	500	\$10,550.00	4.74%
McDonald's	1,200	31,784.00	1.17%
Melville	5,700	229,444.20	3.53%
Merchants Group	4,500	42,455.50	0.00%
Mobil	900	50,831.00	5.14%
Motorola	3,600	177,100.00	1.55%
Nestle SA (Reg) ADR+	1,500	80,200.00	1.71%
Oxford Industries	7,000	49,475.44	7.07%
Pacific Telesis Group	6,800	279,191.13	4.92%
Philips Petroleum	6,200	154,801.20	4.49%
Primark	10,000	61,851.38	21.02%
Republic Automotive Parts	15,000	70,149.64	0.00%
RLI	11,800	146,482.50	3.55%
Royal Dutch Petroleum	2,300	172,698.50	5.13%
SCEcorp Holding	500	18,785.00	7.03%
Schering-Plough	1,000	41,195.00	2.72%
Schlumberger Ltd	7,600	402,803.25	2.27%
Sherwin Williams	700	25,074.70	2.12%
Southwestern Bell	5,200	270,168.38	5.31%
Sysco	2,400	72,768.00	0.92%
Texaco	900	51,852.50	5.56%
Tremont	48,500	80,613.83	0.00%
UGI	4,000	64,275.00	7.34%
Unicare Financial	1,300	14,527.50	0.00%
Unocal	4,000	99,820.00	2.80%
Unocal Exploration	500	5,550.00	0.00%
Upjohn	1,200	42,784.00	3.25%
US West	3,700	133,009.00	5.56%
TOTAL COMMON STOCKS		6,044,314.00	3.25%
TOTAL LONG TERM INVESTMENTS		10,960,292.69	4.89%
<u>SHORT TERM SECURITIES (Net):</u>			
Goldman Sachs		20,582,099.18	
TOTAL SECURITIES PURCHASED		\$31,542,391.87	

- (1) Yield on Common Stocks is based on cost price and dividend rate as of 1/31/91.
- (2) Current Yield is not calculated on Private Placements due to the absence of scheduled interest and dividend payments.
- (3) Reflects shares actually purchased. Does not reflect shares received as a result of stock splits and dividends subsequent to date of purchase.

COMMON TRUST FUND
EQUITIES -- OTHER CHANGES
(January 1 - 31, 1991)

<u>STOCK SPLITS, DIVIDENDS AND DISTRIBUTIONS</u>	<u>SHS. RECEIVED</u>
BanPonce - received 2.717 shares BanPonce (New) common for 1 shares BanPonce (Old) common	9,131.43

COMMON TRUST FUND
 SCHEDULE OF SECURITIES SOLD, CALLED OR MATURED
 (January 1 - 31, 1991)

SECURITY	PAR VALUE	BOOK VALUE OF HOLDINGS	NET SALES PROCEEDS	GAIN OR (LOSS) OVER BOOK VALUE
<u>LONG TERM SECURITIES:</u>				
<u>DEBT SECURITIES:</u>				
<u>U.S. GOVT. OBLIGATIONS (Gtd.)</u>				
GNMA Pass Thrus and				
Project Loans,				
Various Pools	\$25,273.23	\$25,273.71	\$25,273.23	(\$0.48)
<u>U.S. GOVT. AGENCIES (Non-Gtd.)</u>				
Federal Home Loan				
Mortgages, Various				
Groups	495,347.69	491,851.74	495,347.69	3,495.95
<u>CORPORATE BONDS</u>				
Appletree Safeway 9%				
Purchase Lease,				
5/1/96	4,115.08	4,115.08	4,115.08	0.00
Gulf States Utilities				
14-3/4% 1st Mtge.,				
5/28/91	250,000.00	250,000.00	250,000.00	0.00
Cogenron 11-3/4%				
Sr Notes, 12/1/94	3,000,000.00	3,071,862.92	3,112,500.00	40,637.08
Cogenron 12-3/4%				
Sr Sub Notes,				
12/1/96	3,000,000.00	3,088,945.28	3,225,000.00	136,054.72
<hr/>				
Total Corporate				
Bonds	6,254,115.08	6,414,923.28	6,591,615.08	176,691.80
<hr/>				
TOTAL DEBT				
SECURITIES	\$6,774,736.00	6,932,048.73	7,112,236.00	180,187.27
<hr/>				
<u>PRIVATE PLACEMENTS:</u>				
Carotex Trust II		28,818.00	28,818.00	0.00
Cheyenne Partners		37,248.18	37,248.18	0.00
Cheyenne II		82,686.36	86,552.26	3,865.90
Cheyenne III Bridge Loan				
Chevron Unpromoted Interest		1,723.86	1,723.86	0.00
Cheyenne III		4,479.88	4,479.88	0.00
Farm & Home Financial-				
Series B		21.96	23.10	1.14
Goldston Oil-Gladewater				
Jeter		6,675.60	6,675.60	0.00
Goldston Oil-Gladewater				
Jeter/Royal		441.08	441.08	0.00
Narragansett First Fund				
TCW Special Placement		10,923.00	10,923.00	0.00
Fund II		0.00	57,344.87	57,344.87
Write down due to recapitalization of:				
Morningstar Foods (common)		1,000,003.00	0.00	(1,000,003.00)
Morningstar Foods (preferred)		500,002.00	0.00	(500,002.00)
<hr/>				
TOTAL CAPITAL				
RETURNS		1,673,022.92	234,229.83	(1,438,793.09)
<hr/>				

COMMON TRUST FUND
 SCHEDULE OF SECURITIES SOLD, CALLED OR MATURED (Continued)
 (January 1 - 31, 1991)

SECURITY	NO. SHARES	BOOK VALUE OF HOLDINGS	NET SALES PROCEEDS	GAIN OR (LOSS) OVER BOOK VALUE
<u>LONG TERM SECURITIES (Continued):</u>				
<u>EQUITY SECURITIES:</u>				
<u>COMMON STOCKS</u>				
Aetna Life & Casualty	1,100.00	\$63,083.84	\$41,059.12	(\$22,024.72)
Air Products & Chemicals	1,500.00	70,453.71	85,076.86	14,623.15
Ashton Tate	3,000.00	57,906.22	17,250.00	(40,656.22)
BanPonce	0.68	5.65	14.03	8.38
BanPonce	4,556.75	103,156.23	256,317.36	153,161.13
Baxter International	1,900.00	40,665.89	53,065.22	12,399.33
British Gas PLC	7,600.00	253,731.43	331,542.41	77,810.98
Central Louisiana Electric	1,000.00	34,262.90	36,056.79	1,793.89
Chevron	900.00	65,516.07	66,218.88	702.81
Contel	500.00	16,041.14	18,228.89	2,187.75
Corestates Financial	8,000.00	243,206.80	199,584.20	(43,622.60)
Exxon	500.00	22,912.44	25,761.63	2,849.19
FRP Properties	18,600.00	164,332.98	182,777.25	18,444.27
Georgia-Pacific	900.00	38,625.12	34,923.33	(3,701.79)
Great Bay Bankshares	14,700.00	179,050.82	42,789.60	(136,261.22)
Humana	1,800.00	81,050.66	71,421.61	(9,629.05)
International Business Machines	4,400.00	530,271.97	508,063.64	(22,208.33)
Ipalco Enterprises	500.00	11,928.57	13,199.55	1,270.98
Kerr-McGee	2,100.00	99,452.66	92,867.28	(6,585.38)
MCA	11,000.00	538,185.00	726,000.00	187,815.00
McDermott International	500.00	14,118.51	12,199.59	(1,918.92)
MLX	13,634.00	43,458.38	4,366.88	(39,091.50)
NBD Bancorp	12,400.00	229,716.63	410,751.02	181,034.39
Occidental Petroleum	1,500.00	31,201.58	25,765.13	(5,436.45)
Price	6,400.00	204,640.00	252,800.00	48,160.00
Public Service of Colorado	2,000.00	44,093.72	46,173.44	2,079.72
Public Service Enterprise Group	1,000.00	26,735.14	26,774.10	38.96
Schlumberger Ltd	1,400.00	74,132.01	78,645.86	4,513.85
Southwestern Bell	500.00	24,891.16	27,276.58	2,385.42
Standex International	2,300.00	32,075.49	50,195.82	18,120.33
Unifi	11,000.00	144,375.00	223,567.52	79,192.52
Union Pacific	1,500.00	104,598.41	108,096.38	3,497.97
United Telecommunications	3,500.00	119,098.35	78,831.73	(40,266.62)
Wang Laboratories - Class B	600.00	3,186.00	1,569.94	(1,616.06)
Xerox	800.00	41,321.41	35,142.82	(6,178.59)
Prior Month Correction - Imperial Oil	0.00	0.01	0.00	(0.01)
TOTAL COMMON STOCKS		3,751,481.90	4,184,374.46	432,892.56
TOTAL LONG TERM SECURITIES		12,356,553.55	11,530,840.29	(825,713.26)
<u>SHORT TERM SECURITIES (Net):</u>				
Commercial Paper		20,000,000.00	20,000,000.00	0.00
TOTAL CASH SALES, CALLS, OR MATURITIES		\$32,356,553.55	\$31,530,840.29	(\$825,713.26)

COMMON TRUST FUND
SUMMARY OF BOND EXCHANGES
(January 1 - 31, 1991)

<u>DESCRIPTION</u>	<u>BOOK VALUE</u>	<u>MKT YIELD IN- CREASE</u>	<u>BOOK YIELD IN- CREASE</u>	<u>NEW BOOK YIELD</u>
<u>CORPORATE FOR CORPORATE</u>				
<u>ISSUE EXCHANGED:</u>				
Chrysler Financial 12% Notes, 2/1/92 (\$1,000,000.00 par value)	\$1,041,234.47			
<u>ISSUE RECEIVED:</u>				
Chrysler Financial 10.3% Notes, 6/15/92 (\$1,000,000.00 par value)	\$1,006,734.47	0.85%	0.76%	9.76%
	\$4,895.52 (Total Income Improvement) (4)			

(4) Total Income Improvement represents improvement with
takeout (payup) considered at current investment rates.

III. MEDICAL LIABILITY SELF-INSURANCE FUND

MEDICAL LIABILITY SELF-INSURANCE FUND
SUMMARY OF SECURITIES TRANSACTIONS
(December 1 - 31, 1990)

REPORT ON SECURITIES TRANSACTIONS. -- The following securities transactions have been made for the Medical Liability Self-Insurance Fund in December, 1990. The Executive Vice Chancellor for Asset Management recommends approval by the Board of Regents of these transactions.

<u>PURCHASES:</u>	<u>COST</u> <u>(BOOK VALUE)</u>	<u>YIELD</u> <u>AT COST</u>
<u>EQUITY SECURITIES--</u>		
Common Stocks	\$528,077.65	2.03% (1)
Total Long Term Securities	528,077.65	2.03%
<u>SHORT TERM INVESTMENTS--</u>		
Commercial Paper (Net)	4,000,000.00	
TOTAL ACQUISITIONS	\$4,528,077.65	
<u>SALES:</u>		
<u>EQUITY SECURITIES--</u>		
Common Stocks	\$497,007.45	(\$98,949.09)
<u>SHORT TERM INVESTMENTS--</u>		
Goldman Sachs (Net)	3,669,095.96	0.00
TOTAL DISPOSITIONS	\$4,166,103.41	(\$98,949.09)

(1) Yield on Common Stocks based on cost price and dividend rate as of 12/31/90.

MEDICAL LIABILITY SELF-INSURANCE FUND
Comparison Summary of Assets

Security	December 31, 1989				December 31, 1990			
	Book Value	Book Yield	Market Value	Market Yield	Book Value	Book Yield	Market Value	Market Yield
LONG TERM SECURITIES:								
DEBT SECURITIES --								
U. S. GOVT. OBLIGATIONS:								
Direct - Treasuries	\$13,859,564.48	8.55%	\$14,303,590.00	7.97%	\$27,707,664.27	8.54%	\$28,574,090.00	7.88%
U. S. GOVT. AGENCIES (Non-Gtd)	1,499,250.00	8.46%	1,490,160.00	8.58%	1,499,318.67	8.46%	1,498,125.00	8.63%
CORPORATE BONDS	12,999,505.47	9.77%	13,166,253.00	9.55%	14,602,109.62	9.75%	14,334,380.50	10.38%
TOTAL DEBT SECURITIES	28,358,319.95	9.10%	28,960,003.00	8.72%	43,809,092.56	8.94%	44,406,595.50	8.71%
EQUITY SECURITIES								
Convertible Preferred Stocks	0.00	0.00%	0.00	0.00%	75,929.00	12.69%	78,650.00	12.25%
Common Stocks	17,447,052.45	4.21%	20,205,149.88	3.64%	21,844,256.55	3.73%	21,940,475.13	3.71%
TOTAL EQUITY SECURITIES	17,447,052.45	4.21%	20,205,149.88	3.64%	21,920,185.55	3.76%	22,019,125.13	3.74%
TOTAL LONG TERM	45,805,372.40	7.24%	49,165,152.88	6.63%	65,729,278.11	7.21%	66,425,720.63	7.06%
CASH & EQUIVALENT:								
Goldman Sachs	14,055,442.67	8.23%	14,055,442.67	8.23%	20,572,170.75	7.84%	20,572,170.75	7.84%
Commercial Paper	20,000,000.00	8.67%	20,000,000.00	8.67%	8,000,000.00	8.62%	8,000,000.00	8.62%
Treasury Bills	495,553.48	9.12%	501,095.00	7.97%	0.00	0.00%	0.00	0.00%
U. S. Governments (Non-Gtd)	9,967,186.94	9.27%	9,989,836.94	8.28%	0.00	0.00%	0.00	0.00%
TOTAL SHORT TERM	44,518,183.09	8.67%	44,546,374.61	8.44%	28,572,170.75	8.06%	28,572,170.75	8.06%
TOTAL SECURITIES, CASH & EQUIVALENT	\$90,323,555.49	7.95%	\$93,711,527.49	7.49%	\$94,301,448.86	7.47%	\$94,997,891.38	7.36%

MEDICAL LIABILITY SELF-INSURANCE FUND
SUMMARY OF INCOME FROM INVESTMENTS
(December 1 - 31, 1990)

	CASH	ACCRUED	TOTAL
FROM FIXED INCOME SECURITIES --			
U. S. Treasuries	\$38,125.00	\$159,289.36	\$197,414.36
U. S. Govt. Agencies (Non-Guaranteed)	3,666.66	10,765.07	14,431.73
Corporate Bonds	50,937.50	62,853.13	113,790.63
Total from Fixed Income Securities	<u>92,729.16</u>	<u>232,907.56</u>	<u>325,636.72</u>
FROM EQUITY SECURITIES --			
Common Stocks	97,195.25	0.00	97,195.25
FROM SHORT TERM INVESTMENTS --			
Goldman-Sachs	145,486.52	10,647.35	156,133.87
Commercial Paper	23,011.76	8,605.46	31,617.22
U. S. Government Agencies Short Term Notes	0.00	0.00	0.00
Fail Float	0.00	0.00	0.00
Securities Lending	3,551.55	0.00	3,551.55
Total From Short Term Investments	<u>172,049.83</u>	<u>19,252.81</u>	<u>191,302.64</u>
TOTAL INCOME FROM INVESTMENTS	361,974.24	252,160.37	614,134.61
Additions or (Deductions):			
Purchased Accrued Interest	0.00	0.00	0.00
Amortization (Discount in Excess of Premium)	4,165.74	0.00	4,165.74
NET INCOME FROM INVESTMENTS	<u>\$366,139.98</u>	<u>\$252,160.37</u>	<u>\$618,300.35</u>

INTEREST ACCRUED

	As of 12/31/90	As of 11/30/90	NET
U. S. Treasuries	\$658,624.97	\$499,335.61	\$159,289.36
U. S. Govt. Agencies (Non-Gtd.)	58,686.99	47,921.92	10,765.07
Corporate Bonds	341,095.93	278,242.80	62,853.13
Goldman-Sachs	156,133.87	145,486.52	10,647.35
Commercial Paper	24,546.91	15,941.45	8,605.46
U. S. Govt. Agencies - Short Term Notes	0.00	0.00	0.00
	<u>\$1,239,088.67</u>	<u>\$986,928.30</u>	<u>\$252,160.37</u>

MEDICAL LIABILITY SELF-INSURANCE FUND
STATEMENT OF CASH RECEIPTS AND DISBURSEMENTS
(December 1 - 31, 1990)

CASH RECEIPTS

RECEIPTS INCREASING THE FUND:		
Net Additions (Withdrawals) to the Fund	\$0.00	
Income	366,139.98	
Total		\$366,139.98
RECEIPTS FROM SALES OF SECURITIES:		
Common Stocks	497,007.45	
Short Term Investment Fund- Goldman Sachs (Net)	3,669,095.96	
Total		4,166,103.41
RECEIPTS FROM MATURING SECURITIES AND AMORTIZATION:		
Amortization (Discount in Excess of Premium)		(4,165.74)
Total Cash Receipts		4,528,077.65
CASH ON HAND:		
November 30, 1990	0.00	
December 31, 1990	0.00	
Decrease in Cash Balance (Add)		0.00
Total Cash Accounted for		\$4,528,077.65

CASH DISBURSEMENTS

ASSETS PURCHASED:		
Common Stocks (13,300 shares)		\$528,077.65
Short Term Investment Fund- Commercial Paper (Net)		4,000,000.00
Total Cash Disbursements		\$4,528,077.65

SUMMARY

Book Value of Medical Liability Self-Insurance Fund Investments

November 30, 1990 Balance		\$94,034,257.97
Additions December, 1990:		
Net Additions to the Fund	\$0.00	
Realized Net Gain or (Loss) on Security Transactions	(98,949.09)	
Income	366,139.98	
		267,190.89
December 31, 1990 Balance		\$94,301,448.86

MEDICAL LIABILITY SELF-INSURANCE FUND
 SCHEDULE OF SECURITIES PURCHASED
 (December 1 - 31, 1990)

SECURITY	NO. SHARES (2)	TOTAL PRINCIPAL COST	YIELD AT COST
<u>LONG TERM SECURITIES:</u>			
<u>EQUITY SECURITIES:</u>			
<u>COMMON STOCKS(1)</u>			
American Telephone & Telegraph	2,000	\$61,091.85	4.32%
Atlantic Richfield	100	12,394.50	4.03%
Exxon	100	4,957.00	5.41%
Fluor	4,600	172,919.50	0.85%
Melville	1,600	64,012.00	3.55%
Motorola	300	14,908.50	1.53%
Nestle SA (Reg) ADR+	1,900	102,730.30	1.69%
Sherwin Williams	2,100	81,597.00	1.96%
Toys "R" Us	600	13,467.00	0.00%
TOTAL LONG TERM SECURITIES		528,077.65	2.03%
<u>SHORT TERM SECURITIES (Net):</u>			
Commercial Paper		4,000,000.00	
TOTAL SECURITIES PURCHASED		\$4,528,077.65	

- (1) Yield on Common Stocks based on cost price and dividend rate as of 12/31/90.
 (2) Reflects shares actually purchased. Does not reflect shares received as a result of stock splits and dividends subsequent to date of purchase.

MEDICAL LIABILITY SELF-INSURANCE FUND
 SCHEDULE OF SECURITIES SOLD, CALLED OR MATURED
 (December 1 - 31, 1990)

SECURITY	NO. OF SHARES	BOOK VALUE OF HOLDINGS	NET SALES PROCEEDS	GAIN OR (LOSS) OVER BOOK VALUE
<u>LONG TERM SECURITIES:</u>				
<u>EQUITY SECURITIES:</u>				
<u>COMMON STOCKS</u>				
Aetna Life & Casualty	300	\$16,301.20	\$12,091.09	(\$4,210.11)
American Express	900	26,501.13	20,186.32	(6,314.81)
Ashton Tate	1,500	20,596.75	12,562.50	(8,034.25)
Borden	1,200	42,225.22	36,064.79	(6,160.43)
Brunswick	1,300	19,828.43	10,946.13	(8,882.30)
Conagra	1,400	37,711.80	49,675.34	11,963.54
Gray Research	1,400	59,952.38	44,891.59	(15,060.79)
Eastern Utility	300	10,307.70	7,853.73	(2,453.97)
Eaton	300	18,157.91	14,453.51	(3,704.40)
Echlin	200	2,762.25	2,383.92	(378.33)
Esco Electronics	625	3,007.81	2,540.54	(467.27)
FPL Group	1,500	47,569.83	40,956.13	(6,613.70)
Georgia-Pacific	900	40,546.76	34,135.86	(6,410.90)
Grace (W. R.)	1,600	46,512.00	36,386.77	(10,125.23)
Hewlett-Packard	500	23,182.75	16,589.44	(6,593.31)
Household International	500	27,416.49	15,526.98	(11,889.51)
Humana	800	30,083.82	34,342.85	4,259.03
International Business Machines	200	21,242.13	22,685.24	1,443.11
Kmart	1,200	42,728.88	33,364.88	(9,364.00)
Merrill Lynch	600	14,113.57	11,882.60	(2,230.97)
Salomon	700	14,798.38	17,800.40	3,002.02
Wang Laboratories- Class B	300	2,625.47	847.47	(1,778.00)
Xerox	500	27,783.88	18,839.37	(8,944.51)
TOTAL LONG TERM SECURITIES		595,956.54	497,007.45	(98,949.09)
<u>SHORT TERM SECURITIES (Net):</u>				
Goldman Sachs		3,669,095.96	3,669,095.96	0.00
TOTAL CASH SALES, CALLS, OR MATURITIES		\$4,265,052.50	\$4,166,103.41	(\$98,949.09)

MEDICAL LIABILITY SELF-INSURANCE FUND
SUMMARY OF SECURITIES TRANSACTIONS
(January 1 - 31, 1991)

REPORT ON SECURITIES TRANSACTIONS. -- The following securities transactions have been made for the Medical Liability Self-Insurance Fund in January, 1991. The Executive Vice Chancellor for Asset Management recommends approval by the Board of Regents of these transactions.

<u>PURCHASES:</u>	<u>COST</u> <u>(BOOK VALUE)</u>	<u>YIELD</u> <u>AT COST</u>
<u>DEBT SECURITIES--</u>		
U.S. Govt. Oblig. - Direct	\$1,002,656.25	7.10%
Corporate Bonds	250,000.00	9.45%
Total Debt Securities	1,252,656.25	7.57%
<u>EQUITY SECURITIES--</u>		
Common Stocks	1,860,436.86	3.38% (1)
<u>TOTAL LONG TERM SECURITIES</u>	3,113,093.11	5.07%
<u>SHORT TERM INVESTMENTS--</u>		
Goldman Sachs (Net)	6,291,289.57	
<u>TOTAL ACQUISITIONS</u>	\$9,404,382.68	
<u>SALES:</u>		
<u>EQUITY SECURITIES--</u>		
Common Stocks	\$360,455.90	(\$20,788.14)
<u>SHORT TERM INVESTMENTS--</u>		
Commercial Paper	8,000,000.00	0.00
<u>TOTAL DISPOSITIONS</u>	\$8,360,455.90	(\$20,788.14)

(1) Yield on Common Stocks based on cost price and dividend rate as of 1/31/91.

MEDICAL LIABILITY SELF-INSURANCE FUND
Comparison Summary of Assets

Security	January 31, 1990				January 31, 1991			
	Book Value	Book Yield	Market Value	Market Yield	Book Value	Book Yield	Market Value	Market Yield
LONG TERM SECURITIES:								
DEBT SECURITIES --								
U. S. GOVT. OBLIGATIONS:								
Direct - Treasuries	\$16,849,046.09	8.46%	\$16,948,105.00	8.07%	\$28,218,418.88	8.49%	\$29,199,535.00	7.80%
U. S. GOVT. AGENCIES (Non-Gtd)	1,499,281.56	8.46%	1,459,215.00	8.58%	1,499,357.35	8.46%	1,514,535.00	8.48%
CORPORATE BONDS	14,151,193.06	9.76%	14,010,279.00	9.57%	14,852,393.93	9.74%	14,733,043.30	10.18%
TOTAL DEBT SECURITIES	32,499,520.71	9.03%	32,417,599.00	8.74%	44,570,170.16	8.91%	45,447,113.30	8.59%
EQUITY SECURITIES								
Convertible Preferred Stocks	0.00	0.00%	0.00	0.00%	75,929.00	12.69%	87,450.00	11.02%
Common Stocks	20,584,770.86	4.30%	21,811,191.88	4.05%	23,323,449.37	3.66%	24,266,986.00	3.52%
TOTAL EQUITY SECURITIES	20,584,770.86	4.30%	21,811,191.88	4.05%	23,399,378.37	3.68%	24,354,436.00	3.55%
TOTAL LONG TERM	53,084,291.57	7.19%	54,228,790.88	6.85%	67,969,548.53	7.11%	69,801,549.30	6.83%
CASH & EQUIVALENT:								
U. S. Governments (Non-Gtd)	5,000,000.00	10.10%	5,010,950.00	7.01%	0.00	0.00%	0.00	0.00%
U. S. Governments - Direct	0.00	0.00%	0.00	0.00%	498,103.74	8.49%	506,560.00	7.40%
Goldman Sachs	13,064,516.75	8.14%	13,064,516.75	8.14%	26,863,460.32	7.30%	26,863,460.32	7.30%
Commercial Paper	20,000,000.00	8.67%	20,000,000.00	8.67%	0.00	0.00%	0.00	0.00%
U.S. Treasury Bills	495,553.48	9.12%	500,000.00	8.25%	0.00	0.00%	0.00	0.00%
TOTAL SHORT TERM	38,560,070.23	8.68%	38,575,466.75	8.27%	27,361,564.06	7.32%	27,370,020.32	7.30%
TOTAL SECURITIES, CASH & EQUIVALENT	\$91,644,361.80	7.82%	\$92,804,257.63	7.44%	\$95,331,112.59	7.17%	\$97,171,569.62	6.97%

MEDICAL LIABILITY SELF-INSURANCE FUND
SUMMARY OF INCOME FROM INVESTMENTS
(January 1 - 31, 1991)

	CASH	ACCRUED	TOTAL
FROM FIXED INCOME SECURITIES --			
U. S. Govt. Oblig. - Direct	\$181,875.00	\$25.71	\$181,900.71
U. S. Govt. Agencies (Non-Guaranteed)	63,375.00	(53,130.83)	10,244.17
Corporate Bonds	60,697.91	66,537.53	127,235.44
Total from Fixed Income Securities	305,947.91	13,432.41	319,380.32
FROM EQUITY SECURITIES --			
Convertible Preferred Stocks	2,406.25	0.00	2,406.25
Common Stocks	42,026.90	0.00	42,026.90
Total from Equity Income Securities	44,433.15	0.00	44,433.15
FROM SHORT TERM INVESTMENTS --			
U. S. Govt. Oblig. - Direct	20,312.50	0.00	20,312.50
Commercial Paper	58,921.25	(24,546.91)	34,374.34
Goldman-Sachs	156,133.87	(5,821.01)	150,312.86
Fail Float	0.00	0.00	0.00
Securities Lending	3,741.58	0.00	3,741.58
Total From Short Term Investments	239,109.20	(30,367.92)	208,741.28
TOTAL INCOME FROM INVESTMENTS	589,490.26	(16,935.51)	572,554.75
Additions or (Deductions):			
Purchased Accrued Interest	(14,401.48)	0.00	(14,401.48)
Amortization (Discount in Excess of Premium)	6,525.09	0.00	6,525.09
NET INCOME FROM INVESTMENTS	<u>\$581,613.87</u>	<u>(\$16,935.51)</u>	<u>\$564,678.36</u>

INTEREST ACCRUED

	As of 1/31/91	As of 12/31/90	NET
U. S. Govt. Oblig. - Direct	\$658,650.68	\$658,624.97	\$25.71
U. S. Govt. Agencies (Non-Gtd.)	5,556.16	58,686.99	(53,130.83)
Corporate Bonds	407,633.46	341,095.93	66,537.53
U. S. Govt. Oblig. - Direct	0.00	0.00	0.00
Commercial Paper	0.00	24,546.91	(24,546.91)
Goldman-Sachs	150,312.86	156,133.87	(5,821.01)
	<u>\$1,222,153.16</u>	<u>\$1,239,088.67</u>	<u>(\$16,935.51)</u>

MEDICAL LIABILITY SELF-INSURANCE FUND
STATEMENT OF CASH RECEIPTS AND DISBURSEMENTS
(January 1 - 31, 1991)

CASH RECEIPTS

RECEIPTS INCREASING THE FUND:		
Net Additions (Withdrawals) to the Fund	\$468,838.00	
Income	581,613.87	
Total		\$1,050,451.87
RECEIPTS FROM SALES OF SECURITIES:		
Common Stocks	360,455.90	
Short Term Investment Fund- Commercial Paper	8,000,000.00	
Total		8,360,455.90
RECEIPTS FROM MATURING SECURITIES AND AMORTIZATION:		
Amortization (Discount in Excess of Premium)		(6,525.09)
Total Cash Receipts		9,404,382.68
CASH ON HAND:		
December 31, 1990	0.00	
January 31, 1991	0.00	
Decrease in Cash Balance (Add)		0.00
Total Cash Accounted for		\$9,404,382.68

CASH DISBURSEMENTS

ASSETS PURCHASED:		
U.S. Government Obligations - Direct (\$1,000,000.00 par value)		\$1,002,656.25
Corporate Bonds (\$250,000.00 par value)		250,000.00
Common Stocks (39,800 shares)		1,860,436.86
Short Term Investment Fund-- Goldman Sachs (Net)		6,291,289.57
Total Cash Disbursements		\$9,404,382.68

SUMMARY

Book Value of Medical Liability Self-Insurance Fund Investments

December 31, 1990 Balance		\$94,301,448.86
Additions January, 1991:		
Net Additions to the Fund	\$468,838.00	
Realized Net Gain or (Loss) on Security Transactions	(20,788.14)	
Income	581,613.87	
		1,029,663.73
January 31, 1991 Balance		\$95,331,112.59

MEDICAL LIABILITY SELF-INSURANCE FUND
 SCHEDULE OF SECURITIES PURCHASED
 (January 1 - 31, 1991)

SECURITY	PAR VALUE OR NO. SHARES (2)	TOTAL PRINCIPAL COST	YIELD AT COST
<u>LONG TERM SECURITIES:</u>			
<u>DEBT SECURITIES:</u>			
<u>U.S. GOVT. OBLIG. (DIRECT)</u>			
Treasury Notes 7-1/4%, 12/31/92	\$1,000,000.00	\$1,002,656.25	7.10%
<u>CORPORATE BONDS</u>			
El Paso Natural Gas 9.45% Notes, 09/01/99	250,000.00	250,000.00	9.45%
TOTAL DEBT SECURITIES	<u>\$1,250,000.00</u>	<u>1,252,656.25</u>	<u>7.57%</u>
<u>EQUITY SECURITIES:</u>			
<u>COMMON STOCKS(1)</u>			
Atlantic Richfield	1,500	179,417.60	4.60%
Baker Hughes	2,900	66,019.30	2.02%
Bellsouth	500	25,819.70	5.19%
CBS	400	67,387.40	2.61%
Consolidated Natural Gas	1,000	41,406.20	4.54%
Cooper Industries	400	15,828.00	2.73%
C P C Industries	200	15,239.00	2.62%
Disney (Walt) Productions	1,300	125,997.50	0.60%
Dow Chemical	800	36,156.00	5.75%
Duke Power	200	6,039.00	5.43%
DuPont (E.I.) De Nemours	900	30,475.50	4.96%
Fluor	600	19,917.00	0.96%
General Electric	2,900	157,165.50	3.76%
Halliburton	2,700	112,433.40	2.40%
Heinz (H.J.)	1,200	38,196.50	3.02%
McDonald's	600	15,892.00	1.17%
Melville	2,600	104,713.70	3.52%
Motorola	1,700	83,626.40	1.55%
Nestle SA (Reg) ADR+	700	37,400.00	1.71%
Pacific Telesis Group	1,800	73,960.00	4.92%
Phillips Petroleum	2,900	72,404.36	4.49%
Royal Dutch Petroleum	1,100	82,589.50	5.13%
SCEcorp Holding	300	11,271.00	7.03%
Schering-Plough	400	16,478.00	2.72%
Schlumberger	2,900	153,678.00	2.27%
Sherwin Williams	300	10,746.30	2.12%
Southwestern Bell	2,000	104,242.50	5.29%
Sysco	1,100	33,352.00	0.92%
Unocal	1,600	40,112.00	2.79%
UpJohn	600	21,392.00	3.25%
US West	1,700	61,081.50	5.57%
TOTAL EQUITY SECURITIES		<u>1,860,436.86</u>	<u>3.38%</u>
TOTAL LONG TERM SECURITIES		<u>3,113,093.11</u>	<u>5.07%</u>
<u>SHORT TERM SECURITIES:</u>			
Short Term Investment Fund- Goldman Sachs (Net)		6,291,289.57	
TOTAL SECURITIES PURCHASED		<u>\$9,404,382.68</u>	

- (1) Yield on Common Stocks based on cost price and dividend rate as of 1/31/91.
 (2) Reflects shares actually purchased. Does not reflect shares received as a result of stock splits and dividends subsequent to date of purchase.

MEDICAL LIABILITY SELF-INSURANCE FUND
 SCHEDULE OF SECURITIES SOLD, CALLED OR MATURED
 (January 1 - 31, 1991)

<u>SECURITY</u>	<u>NO. OF SHARES</u>	<u>BOOK VALUE OF HOLDINGS</u>	<u>NET SALES PROCEEDS</u>	<u>GAIN OR (LOSS) OVER BOOK VALUE</u>
<u>LONG TERM SECURITIES:</u>				
<u>EQUITY SECURITIES:</u>				
<u>COMMON STOCKS</u>				
Aetna Life and Casualty	500	\$27,168.66	\$18,676.87	(\$8,491.79)
Ashton Tate	1,500	20,596.75	8,625.00	(11,971.75)
Baxter International	900	18,085.01	25,136.16	7,051.15
Georgia-Pacific	400	18,020.78	15,521.48	(2,499.30)
Humana	900	33,844.30	35,710.80	1,866.50
International Business Machines	2,000	212,421.31	230,566.99	18,145.68
Wang Laboratories - Class B	3,300	28,880.13	8,647.19	(20,232.94)
Xerox	400	22,227.10	17,571.41	(4,655.69)
<u>TOTAL LONG TERM SECURITIES</u>		<u>381,244.04</u>	<u>360,455.90</u>	<u>(20,788.14)</u>
<u>SHORT TERM SECURITIES:</u>				
Commercial Paper		8,000,000.00	8,000,000.00	0.00
<u>TOTAL CASH SALES, CALLS, OR MATURITIES</u>		<u>\$8,381,244.04</u>	<u>\$8,360,455.90</u>	<u>(\$20,788.14)</u>

IV. OTHER TRUST AND SPECIAL FUNDS

OTHER TRUST AND SPECIAL FUNDS

REPORT ON SECURITIES TRANSACTIONS.--The following securities transactions have been made for the Trust and Special Funds not in the Common Trust Fund or Medical Liability Self-Insurance Fund in December, 1990. The Executive Vice Chancellor for Asset Management recommends approval by the Board of Regents of these transactions.

INVESTMENTS ACQUIRED
(December, 1990)

<u>DESCRIPTION AND FUND</u> (DETAILED SCHEDULES FOLLOW)	<u>TOTAL</u> <u>PRINCIPAL COST</u>	<u>YIELD</u> <u>AT COST</u>
<u>PURCHASES</u>		
<u>COMMON STOCKS:</u>		
Ima Hogg Foundation	\$249,127.50	1.69%
	=====	=====
 <u>NET PURCHASE OF SHORT TERM SECURITIES</u>		
	<u>BOOK VALUE</u>	
Current Designated Funds	\$581,242.46	
Endowment Funds	3,291,106.90	
Annuity & Life Income Funds	80,018.88	
Estates and Held in Trust for Others	742,707.20	
Retirement of Indebtedness Funds	378,709.71	
Agency Funds	3,171,825.94	

TOTAL - Net Purchase of Short Term Securities	\$8,245,611.09	
	=====	

OTHER TRUST AND SPECIAL FUNDS
INVESTMENTS DISPOSED OF
(December, 1990)

DESCRIPTION AND FUND (DETAILED SCHEDULES FOLLOW)	BOOK VALUE	TOTAL NET PROCEEDS	GAIN OR (LOSS)
<u>STOCK SALES</u>			
<u>COMMON STOCKS:</u>			
Walter Prescott Webb Chair			
In History	\$20,892.00	\$17,076.62	(\$3,815.38)
Ima Hogg Foundation	261,476.30	209,308.99	(52,167.31)
TOTAL - Common Stocks	\$282,368.30	226,385.61	(\$55,982.69)
Stocks Received by Gift or Bequest		63,656.72	
TOTAL - All Common Stocks		\$290,042.33	
 <u>NET REDUCTION OF SHORT TERM SECURITIES</u>		 TOTAL NET PROCEEDS (BOOK VALUE)	
Current Restricted Funds		\$767,025.56	

OTHER TRUST AND SPECIAL FUNDS
 SCHEDULE OF SECURITIES PURCHASED
 (December, 1990)

ISSUE AND FUND	NO. SHARES	TOTAL PRINCIPAL COST	YIELD AT COST
<u>PURCHASES</u>			
<u>COMMON STOCKS</u>			
<u>IMA HOGG FOUNDATION:</u>			
===== Cray Research	3,100	\$98,254.50	0.00%
Louisiana-Pacific	3,900	100,210.50	4.20%
Molex - Class A	2,100	50,662.50	0.00%
		<u>\$249,127.50</u>	<u>1.69%</u>
		=====	=====

OTHER TRUST AND SPECIAL FUNDS
 SCHEDULE OF SECURITIES SOLD, CALLED OR MATURED
 (December, 1990)

ISSUE AND FUND	NO. SHARES	BOOK VALUE OF HOLDINGS	NET SALES PROCEEDS	GAIN OR (LOSS) OVER BOOK VALUE
<u>SALES</u>				
<u>COMMON STOCKS</u>				
<u>WALTER PRESCOTT WEBB CHAIR IN HISTORY:</u>				
Westinghouse Electric	600	\$20,892.00	\$17,076.62	(\$3,815.38)
<u>IMA HOGG FOUNDATION:</u>				
General Motors	3,000	\$112,995.00	\$113,786.20	\$791.20
Hercules	2,200	96,311.30	69,693.67	(26,617.63)
Western Digital	6,000	52,170.00	25,829.12	(26,340.88)
		<u>\$261,476.30</u>	<u>\$209,308.99</u>	<u>(\$52,167.31)</u>
<u>STOCKS RECEIVED BY GIFT OR BEQUEST:</u>				
<u>U. T. ARLINGTON OUTSTANDING STUDENT AWARD IN BIOMEDICAL ENGINEERING:</u>				
Lilly (Eli)	5		\$370.11	
<u>COLLEGE OF LIBERAL ARTS (DEAN'S LIST):</u>				
Abbott Laboratories	25		\$1,097.46	
<u>LIBERAL ARTS - VARIOUS DONORS, VARIOUS PURPOSES:</u>				
Philip Morris	102		\$5,022.61	
<u>U. T. SYSTEM CANCER CENTER - HOUSTON - FOR 1990 ANNUAL CAMPAIGN:</u>				
Aetna Life & Casualty	15		\$590.98	
<u>U. T. SYSTEM CANCER CENTER - HOUSTON - HERMAN N. HIPPE RESEARCH FUND:</u>				
Coca-Cola	25		\$1,143.30	
<u>U. T. SYSTEM CANCER CENTER - HOUSTON - STUDIES IN CHRONIC MYELOGENOUS LEUKEMIA UNDER THE DIRECTION OF DR. MOSHE TALPAZ:</u>				
Newmont Mining	860		\$31,246.66	
<u>JACK S. BLANTON SR., CHAIR IN AUSTRALIAN STUDIES:</u>				
Storage Technology	250		\$4,996.05	
<u>H. L. LOCHTE FELLOWSHIP/SCHOLARSHIP:</u>				
Phillips Petroleum	50		\$1,251.20	

OTHER TRUST AND SPECIAL FUNDS
 SCHEDULE OF SECURITIES SOLD, CALLED OR MATURED (Continued)
 (December, 1990)

ISSUE AND FUND	NO. SHARES	NET SALES PROCEEDS
<u>STOCKS RECEIVED BY GIFT</u>		
<u>OR BEQUEST (Continued):</u>		
U. T. DALLAS - HISTORY OF AVIATION COLLECTION ENDOWMENT FUND:		
=====		
American Home Product	90	\$4,704.59
=====		
U. T. SOUTHWEST MEDICAL CENTER - DALLAS - ROBERT S. STERNBERG ENDOWMENT FUND FOR EMERGENCY CARDIAC CARE:		
=====		
Laidlaw Transportation Limited - Class B	700	\$12,180.00
=====		
U. T. MEDICAL BRANCH - GALVESTON - E. BURKE EVANS RESIDENTS' ENDOWED EDUCATION FUND:		
=====		
Coca-Cola	11	\$526.88
=====		
U. T. MEDICAL BRANCH - GALVESTON - THE ESTELLE GREENWALT FUND FOR ORTHOPAEDIC RESIDENT EDUCATION:		
=====		
Coca-Cola	11	\$526.88
=====		

OTHER TRUST AND SPECIAL FUNDS

REPORT ON SECURITIES TRANSACTIONS.--The following securities transactions have been made for the Trust and Special Funds not in the Common Trust Fund or Medical Liability Self-Insurance Fund in January, 1991. The Executive Vice Chancellor for Asset Management recommends approval by the Board of Regents of these transactions.

INVESTMENTS ACQUIRED
(January, 1991)

<u>DESCRIPTION AND FUND</u> (DETAILED SCHEDULES FOLLOW)	<u>TOTAL</u> <u>PRINCIPAL COST</u>	<u>YIELD</u> <u>AT COST</u>
<u>PURCHASES</u>		
<u>U. S. GOVERNMENT OBLIGATIONS (Non-Gtd.):</u>		
Workers Compensation Insurance	\$529,420.32	7.54%
Unemployment Compensation Insurance	169,814.06	7.54%
Marilyn F. & Thomas J. Billings Core Preparation Laboratory	10,000.00	9.45%
Conoco-North American Production Enhanced Oil Recovery Laboratory Endowment Fund	50,000.00	9.45%
General Motors Foundation Centennial Teaching Fellowship in Mechanical Engineering	30,000.00	9.45%
Hayden Head Centennial Professorship	30,000.00	9.45%
Billy & Claude Hocott Centennial Distinguished Engineering Research Award	15,000.00	9.45%
Joe & Charleen Magliolo Laboratory for Polymer Engineering	10,000.00	9.45%
Marathon Laboratory - Engineering	15,000.00	9.45%
Paul D. & Betty Robertson Meek & American Petrofina Foundation Centennial Professorship	10,000.00	9.45%
Paul D. & Betty Robertson Meek Centennial Professorship in Chemical Engineering	5,000.00	9.45%
Clint W. Murchinson, Sr. Chair of Free Enterprise	25,000.00	9.45%
Gerard A. Rohlich Regents Professorship in Civil Engineering	10,000.00	9.45%
Sun Exploration & Production Company Centennial Fellowship #1 in Petroleum Engineering	30,000.00	9.45%
Pooled Income Fund	50,000.00	9.45%
The Robert & Alma Moreton 1983 Unitrust	25,000.00	9.45%
Thomas O. & Thelma Miller Charitable Remainder Trust	5,000.00	9.45%
R. D. Woods Unitrust	10,000.00	9.45%
R. D. Woods Unitrust #2	10,000.00	9.45%
Wilson & Kathryn Fraser Charitable Remainder Unitrust	20,000.00	9.45%
Michener 1990 Charitable Trust	149,087.50	9.42%
UTHSC - D - Carl J. & Hortense M. Thomsen Seven Percent Trust	100,000.00	9.45%
UTSCC - H - Barnts Unitrust	69,087.50	9.38%
	<u>\$1,377,409.38</u>	<u>8.47%</u>
<u>COMMON STOCKS:</u>		
Ima Hogg Foundation	\$47,850.00	4.18%
Robertson Poth Foundation	9,156.00	6.12%
	<u>\$57,006.00</u>	<u>4.49%</u>
<u>NET PURCHASE OF SHORT TERM SECURITIES</u>		
Current Restricted & Gifts Funds	\$541,619.46	
Endowment Funds	7,942,799.08	
Annuity & Life Income Funds	1,182,493.40	
Retirement of Indebtedness Funds	587,259.74	
TOTAL - Net Purchase of Short Term Securities	<u>\$10,254,171.68</u>	

OTHER TRUST AND SPECIAL FUNDS
INVESTMENTS DISPOSED OF
(January, 1991)

<u>DESCRIPTION AND FUND</u> (DETAILED SCHEDULES FOLLOW)	<u>BOOK VALUE</u>	<u>TOTAL NET PROCEEDS</u>	<u>GAIN OR (LOSS)</u>
<u>SALES</u>			
<u>CORPORATE BONDS:</u>			
Marilyn F. & Thomas J. Billings Core Preparation Laboratory	\$9,863.47	\$10,000.00	\$136.53
Cockrell Family Regents Chair In Engineering (CCA)	70,674.64	72,000.00	1,325.36
Cockrell Family Regents Chair In Engineering (CCF)	186,627.27	190,000.00	3,372.73
Ernest Cockrell, Sr. Chair In Engineering	52,059.19	53,000.00	940.81
Ernest Cockrell, Jr. Centennial Chair in Engineering	78,639.26	80,000.00	1,360.74
Virginia & Ernest Cockrell, Jr. Scholarships in Engineering	58,875.71	60,000.00	1,124.29
Virginia H. Cockrell Centennial Chair in Engineering	55,988.18	57,000.00	1,011.82
Conoco-North American Production Enhanced Oil Recovery Laboratory Endowment Fund	49,272.27	50,000.00	727.73
Carol Cockrell Curran Chair in Engineering	4,911.25	5,000.00	88.75
Fluor Centennial Teaching Fellowship in Engineering #1	4,911.25	5,000.00	88.75
Marion E. Forsman Centennial Professorship in Engineering	19,644.97	20,000.00	355.03
Fund For Alternative Energy Research & Development	4,927.23	5,000.00	72.77
Melvin H. Gertz Regents Chair In Chemical Engineering	27,545.55	28,000.00	454.45
Joe & Charleen Magliolo Laboratory For Polymer Engineering	9,863.47	10,000.00	136.53
Marathon Laboratory	14,795.19	15,000.00	204.81
Paul D. & Betty Robertson Meek & American Petrofina Foundation Centennial Professorship	4,931.73	5,000.00	68.27
Clint W. Murchinson, Sr. Chair of Free Enterprise	167,678.82	170,000.00	2,321.18
Schlumberger Centennial Chair in Electrical Engineering	9,822.49	10,000.00	177.51
Curtis T. Vaughan, Jr. Centennial Chair in Astronomy	49,272.27	50,000.00	727.73
Clare Cockrell Williams Centennial Chair in Engineering	4,911.25	5,000.00	88.75
UTEP - Frank B. Cotton Trust	48,727.99	50,000.00	1,272.01
UTSCC - H - Bud Johnson Clinical Chair	393,507.76	400,000.00	6,492.24
 TOTAL - Corporate Bonds	 <u>\$1,327,451.21</u>	 <u>\$1,350,000.00</u>	 <u>\$22,548.79</u>
 <u>COMMON STOCKS:</u>			
UTHSC-D-Frank H. Kidd, Jr., M.D. Professorship in Surgery	\$3,786.67	\$1,880.53	(\$1,906.14)
UTHSC-D-James T. Willerson, M.D. Distinguished Chair in Cardiovascular Diseases	173,662.58	84,040.25	(89,622.33)
UTHSC-SA-Dr. Witten B. Russ Chair in Surgery	10,092.20	10,303.65	211.45
UTSCC-H-Ann Rife Cox Chair in Gynecology	56,091.50	48,730.85	(7,360.65)
Leila A. Oliver Charitable Trust	35,690.60	32,298.40	(3,392.20)
Charles F. and Agnes T. Weibusch Unitrust	7,362.60	6,910.76	(451.84)

OTHER TRUST AND SPECIAL FUNDS
INVESTMENTS DISPOSED OF (Continued)
(January, 1991)

DESCRIPTION AND FUND	BOOK VALUE	TOTAL NET PROCEEDS	GAIN OR (LOSS)
<u>SALES (Continued)</u>			
<u>COMMON STOCKS (Continued):</u>			
R. D. Woods Unitrust	\$9,492.02	\$19,424.58	\$9,932.56
Charles A. Stacey Charitable Remainder Unitrust	7,362.60	6,910.76	(451.84)
R. D. Woods Unitrust #2	4,633.00	3,517.88	(1,115.12)
Wilson & Kathryn Fraser Charitable Remainder Unitrust	33,500.50	35,448.30	1,947.80
Victor L. Hand Unitrust	2,729.60	3,392.88	663.28
UTMB-G-Libby Moody Thompson Trust	45,970.30	38,028.20	(7,942.10)
UTMB-G-Libby Moody Thompson Memorial Trust	99,571.90	87,006.11	(12,565.79)
UTMB-G-Clark W. Thompson Trust	98,373.00	83,913.23	(14,459.77)
UTSCC-H-Lillian C. Koehler Annuity Trust	10,377.80	10,421.64	43.84
Robertson Poth Foundation	317,805.80	272,740.50	(45,065.30)
Winedale Stagecoach Inn Fund	56,849.00	48,294.88	(8,554.12)
Winedale-Varner-Bayou Bend Heritage Fund	26,754.60	25,026.66	(1,727.94)
 TOTAL - Common Stocks	 \$1,000,106.27	 818,290.06	 (\$181,816.21)
 Stocks Received by Gift or Bequest		 1,200,056.15	
 TOTAL - All Common Stocks		 \$2,018,346.21	
 <u>NET REDUCTION OF SHORT TERM SECURITIES</u>		 TOTAL NET PROCEEDS (BOOK VALUE)	
Designated Funds		\$1,627,044.55	
Estates & Held in Trust for Others		2,224.60	
Agency Funds		9,857,472.38	
 TOTAL - Net Maturities of Short Term Securities		 \$11,486,741.53	

OTHER TRUST AND SPECIAL FUNDS
SCHEDULE OF SECURITIES PURCHASED
(January, 1991)

ISSUE AND FUND	PAR VALUE	TOTAL PRINCIPAL COST	YIELD AT COST
<u>BOND PURCHASES</u>			
<u>WORKERS COMPENSATION INSURANCE:</u>			
Federal Home Loan Bank 7-1/2% Debs, 12/27/93	\$530,000.00	\$529,420.32	7.54%
<u>UNEMPLOYMENT COMPENSATION INSURANCE:</u>			
Federal Home Loan Bank 7-1/2% Debs, 12/27/93	\$170,000.00	\$169,814.06	7.54%
<u>MARILYN F. & THOMAS J. BILLINGS CORE PREPARATION LABORATORY:</u>			
El Paso Natural Gas 9.45% Notes, 9/1/99	\$10,000.00	\$10,000.00	9.45%
<u>CONOCO-NORTH AMERICAN PRODUCTION ENHANCED OIL RECOVERY LABORATORY ENDOWMENT FUND:</u>			
El Paso Natural Gas 9.45% Notes, 9/1/99	\$50,000.00	\$50,000.00	9.45%
<u>GENERAL MOTORS FOUNDATION CENTENNIAL TEACHING FELLOWSHIP IN MECHANICAL ENGINEERING:</u>			
El Paso Natural Gas 9.45% Notes, 9/1/99	\$30,000.00	\$30,000.00	9.45%
<u>HAYDEN HEAD CENTENNIAL PROFESSORSHIP:</u>			
El Paso Natural Gas 9.45% Notes, 9/1/99	\$30,000.00	\$30,000.00	9.45%
<u>BILLY & CLAUDE HOCOTT CENTENNIAL DISTINGUISHED ENGINEERING RESEARCH AWARD:</u>			
El Paso Natural Gas 9.45% Notes, 9/1/99	\$15,000.00	\$15,000.00	9.45%
<u>JOE & CHARLEEN MAGLIOLO LABORATORY FOR POLYMER ENGINEERING:</u>			
El Paso Natural Gas 9.45% Notes, 9/1/99	\$10,000.00	\$10,000.00	9.45%
<u>MARATHON LABORATORY - ENGINEERING:</u>			
El Paso Natural Gas 9.45% Notes, 9/1/99	\$15,000.00	\$15,000.00	9.45%
<u>PAUL D. & BETTY ROBERTSON MEEK & AMERICAN PETROFINA FOUNDATION CENTENNIAL PROFESSORSHIP:</u>			
El Paso Natural Gas 9.45% Notes, 9/1/99	\$10,000.00	\$10,000.00	9.45%

OTHER TRUST AND SPECIAL FUNDS
 SCHEDULE OF SECURITIES PURCHASED (Continued)
 (January, 1991)

ISSUE AND FUND	PAR VALUE	TOTAL PRINCIPAL COST	YIELD AT COST
<u>BOND PURCHASES (Continued)</u>			
<u>PAUL D. & BETTY ROBERTSON MEEK CENTENNIAL PROFESSORSHIP IN CHEMICAL ENGINEERING:</u>			
El Paso Natural Gas 9.45% Notes, 9/1/99	\$5,000.00	\$5,000.00	9.45%
<u>CLINT W. MURCHINSON, SR. CHAIR OF FREE ENTERPRISE:</u>			
El Paso Natural Gas 9.45% Notes, 9/1/99	\$25,000.00	\$25,000.00	9.45%
<u>GERARD A. ROHLICH REGENTS PROFESSORSHIP IN CIVIL ENGINEERING:</u>			
El Paso Natural Gas 9.45% Notes, 9/1/99	\$10,000.00	\$10,000.00	9.45%
<u>SUN EXPLORATION & PRODUCTION CENTENNIAL FELLOWSHIP #1 IN PETROLEUM ENGINEERING:</u>			
El Paso Natural Gas 9.45% Notes, 9/1/99	\$30,000.00	\$30,000.00	9.45%
<u>POOLED INCOME FUND:</u>			
El Paso Natural Gas 9.45% Notes, 9/1/99	\$50,000.00	\$50,000.00	9.45%
<u>ROBERT & ALMA MORETON 1983 UNITRUST:</u>			
El Paso Natural Gas 9.45% Notes, 9/1/99	\$25,000.00	\$25,000.00	9.45%
<u>THOMAS O. & THELMA MILLER CHARITABLE REMAINDER TRUST:</u>			
El Paso Natural Gas 9.45% Notes, 9/1/99	\$5,000.00	\$5,000.00	9.45%
<u>R. D. WOODS UNITRUST:</u>			
El Paso Natural Gas 9.45% Notes, 9/1/99	\$10,000.00	\$10,000.00	9.45%
<u>R. D. WOODS UNITRUST #2:</u>			
El Paso Natural Gas 9.45% Notes, 9/1/99	\$10,000.00	\$10,000.00	9.45%
<u>WILSON & KATHRYN FRASER CHARITABLE REMAINDER TRUST:</u>			
El Paso Natural Gas 9.45% Notes, 9/1/99	\$20,000.00	\$20,000.00	9.45%

OTHER TRUST AND SPECIAL FUNDS
 SCHEDULE OF SECURITIES PURCHASED (Continued)
 (January, 1991)

ISSUE AND FUND	PAR VALUE OR NO. SHARES	TOTAL PRINCIPAL COST	YIELD AT COST
<u>BOND PURCHASES (Continued)</u>			
<u>MICHENER 1990 CHARITABLE TRUST:</u>			
El Paso Natural Gas 9.45% Notes, 9/1/99	\$100,000.00	\$100,000.00	9.45%
US West Capital Funding (Gtd USWest) 9.05% Med. Term Notes, 12/20/99	50,000.00	49,087.50	9.35%
	<u>\$150,000.00</u>	<u>\$149,087.50</u>	<u>9.42%</u>
<u>U. T. HEALTH SCIENCE CENTER - DALLAS - CARL J. & HORTENSE M. THOMSEN SEVEN PERCENT TRUST:</u>			
El Paso Natural Gas 9.45% Notes, 9/1/99	\$100,000.00	\$100,000.00	9.45%
<u>U. T. SYSTEM CANCER CENTER - HOUSTON - BARNTS UNITRUST:</u>			
El Paso Natural Gas 9.45% Notes, 9/1/99	\$20,000.00	\$20,000.00	9.45%
US West Capital Funding (Gtd USWest) 9.05% Med. Term Notes, 12/20/99	50,000.00	49,087.50	9.35%
	<u>\$70,000.00</u>	<u>\$69,087.50</u>	<u>9.38%</u>
<u>STOCK PURCHASES</u>			
<u>IMA HOGG FOUNDATION:</u>			
Bell Industries	5,000	\$47,850.00	4.18%
<u>ROBERTSON POTH FOUNDATION:</u>			
Echlin	800	\$9,156.00	6.12%

OTHER TRUST AND SPECIAL FUNDS
 SCHEDULE OF SECURITIES SOLD, CALLED OR MATURED
 (January, 1991)

ISSUE AND FUND	PAR VALUE NO. SHARES	BOOK VALUE OF HOLDINGS	NET SALES PROCEEDS	GAIN OR (LOSS) OVER BOOK VALUE
<u>SALES</u>				
<u>CORPORATE BONDS</u>				
<u>MARILYN F. & THOMAS J. BILLINGS</u>				
<u>CORE PREPARATION LABORATORY:</u>				
Victoria Bankshares 9-5/8%				
Sr. Notes, 5/1/96	\$10,000.00	\$9,863.47	\$10,000.00	\$136.53
<u>COCKRELL FAMILY REGENTS CHAIR IN</u>				
<u>ENGINEERING (CCA):</u>				
Victoria Bankshares 9-5/8%				
Sr. Notes, 5/1/96	\$72,000.00	\$70,674.64	\$72,000.00	\$1,325.36
<u>COCKRELL FAMILY REGENTS CHAIR IN</u>				
<u>ENGINEERING (CCF):</u>				
Victoria Bankshares 9-5/8%				
Sr. Notes, 5/1/96	\$190,000.00	\$186,627.27	\$190,000.00	\$3,372.73
<u>ERNEST COCKRELL, SR. CHAIR IN</u>				
<u>ENGINEERING:</u>				
Victoria Bankshares 9-5/8%				
Sr. Notes, 5/1/96	\$53,000.00	\$52,059.19	\$53,000.00	\$940.81
<u>ERNEST COCKRELL, JR. CENTENNIAL CHAIR</u>				
<u>IN ENGINEERING:</u>				
Victoria Bankshares 9-5/8%				
Sr. Notes, 5/1/96	\$80,000.00	\$78,639.26	\$80,000.00	\$1,360.74
<u>VIRGINIA AND ERNEST COCKRELL, JR.</u>				
<u>SCHOLARSHIPS IN ENGINEERING:</u>				
Victoria Bankshares 9-5/8%				
Sr. Notes, 5/1/96	\$60,000.00	\$58,875.71	\$60,000.00	\$1,124.29
<u>VIRGINIA H. COCKRELL CENTENNIAL</u>				
<u>CHAIR IN ENGINEERING:</u>				
Victoria Bankshares 9-5/8%				
Sr. Notes, 5/1/96	\$57,000.00	\$55,988.18	\$57,000.00	\$1,011.82
<u>CONOCO-NORTH AMERICAN PRODUCTION</u>				
<u>ENHANCED OIL RECOVERY LABORATORY</u>				
<u>ENDOWMENT FUND:</u>				
Victoria Bankshares 9-5/8%				
Sr. Notes, 5/1/96	\$50,000.00	\$49,272.27	\$50,000.00	\$727.73
<u>CAROL COCKRELL CURRAN</u>				
<u>CHAIR IN ENGINEERING:</u>				
Victoria Bankshares 9-5/8%				
Sr. Notes, 5/1/96	\$5,000.00	\$4,911.25	\$5,000.00	\$88.75

OTHER TRUST AND SPECIAL FUNDS
 SCHEDULE OF SECURITIES SOLD, CALLED OR MATURED (Continued)
 (January, 1991)

ISSUE AND FUND	PAR VALUE	BOOK VALUE OF HOLDINGS	NET SALES PROCEEDS	GAIN (LOSS) OVER BOOK VALUE
<u>SALES (Continued)</u>				
<u>CORPORATE BONDS (Continued)</u>				
<u>FLUOR CENTENNIAL TEACHING FELLOWSHIP IN ENGINEERING #1:</u>				
Victoria Bankshares 9-5/8% Sr. Notes, 5/1/96	\$5,000.00	\$4,911.25	\$5,000.00	\$88.75
<u>MARION E. FORSMAN CENTENNIAL PROFESSORSHIP IN ENGINEERING:</u>				
Victoria Bankshares 9-5/8% Sr. Notes, 5/1/96	\$20,000.00	\$19,644.97	\$20,000.00	\$355.03
<u>FUND FOR ALTERNATIVE ENERGY RESEARCH AND DEVELOPMENT:</u>				
Victoria Bankshares 9-5/8% Sr. Notes, 5/1/96	\$5,000.00	\$4,927.23	\$5,000.00	\$72.77
<u>MELVIN H. GERTZ REGENTS CHAIR IN CHEMICAL ENGINEERING:</u>				
Victoria Bankshares 9-5/8% Sr. Notes, 5/1/96	\$28,000.00	\$27,545.55	\$28,000.00	\$454.45
<u>JOE & CHARLEEN MAGLIOLO LABORATORY FOR POLYMER ENGINEERING:</u>				
Victoria Bankshares 9-5/8% Sr. Notes, 5/1/96	\$10,000.00	\$9,863.47	\$10,000.00	\$136.53
<u>MARATHON LABORATORY:</u>				
Victoria Bankshares 9-5/8% Sr. Notes, 5/1/96	\$15,000.00	\$14,795.19	\$15,000.00	\$204.81
<u>PAUL D. & BETTY ROBERTSON MEEK & AMERICAN PETROFINA FOUNDATION CENTENNIAL PROFESSORSHIP:</u>				
Victoria Bankshares 9-5/8% Sr. Notes, 5/1/96	\$5,000.00	\$4,931.73	\$5,000.00	\$68.27
<u>CLINT W. MURCHINSON, SR. CHAIR OF FREE ENTERPRISE:</u>				
Victoria Bankshares 9-5/8% Sr. Notes, 5/1/96	\$170,000.00	\$167,678.82	\$170,000.00	\$2,321.18
<u>SCHLUMBERGER CENTENNIAL CHAIR IN ELECTRICAL ENGINEERING:</u>				
Victoria Bankshares 9-5/8% Sr. Notes, 5/1/96	\$10,000.00	\$9,822.49	\$10,000.00	\$177.51

OTHER TRUST AND SPECIAL FUNDS
 SCHEDULE OF SECURITIES SOLD, CALLED OR MATURED (Continued)
 (January, 1991)

ISSUE AND FUND	PAR VALUE OR NO. SHARES	BOOK VALUE OF HOLDINGS	NET SALES PROCEEDS	GAIN (LOSS) OVER BOOK VALUE
<u>SALES (Continued)</u>				
<u>CORPORATE BONDS (Continued)</u>				
<u>CURTIS T. VAUGHAN, JR. CENTENNIAL CHAIR IN ASTRONOMY:</u>				
Victoria Bankshares 9-5/8% Sr. Notes, 5/1/96	\$50,000.00	\$49,272.27	\$50,000.00	\$727.73
<u>CLARE COCKRELL WILLIAMS CENTENNIAL CHAIR IN ENGINEERING:</u>				
Victoria Bankshares 9-5/8% Sr. Notes, 5/1/96	\$5,000.00	\$4,911.25	\$5,000.00	\$88.75
<u>U. T. EL PASO - FRANK B. COTTON TRUST:</u>				
Victoria Bankshares 9-5/8% Sr. Notes, 5/1/96	\$50,000.00	\$48,727.99	\$50,000.00	\$1,272.01
<u>U. T. SYSTEM CANCER CENTER - HOUSTON - BUD JOHNSON CLINICAL CHAIR:</u>				
Victoria Bankshares 9-5/8% Sr. Notes, 5/1/96	\$400,000.00	\$393,507.76	\$400,000.00	\$6,492.24
<u>COMMON STOCKS</u>				
<u>U. T. HEALTH SCIENCE CENTER - DALLAS - FRANK H. KIDD, JR., M.D. PROFESSORSHIP IN SURGERY:</u>				
Texas Industries	132	\$3,786.67	\$1,880.53	(\$1,906.14)
<u>U. T. HEALTH SCIENCE CENTER - DALLAS - JAMES T. WILLERSON, M.D. DISTINGUISHED CHAIR IN CARDIOVASCULAR DISEASES:</u>				
Texas Industries	5,899	\$173,662.58	\$84,040.25	(\$89,622.33)
<u>U. T. HEALTH SCIENCE CENTER - SAN ANTONIO - DR. WITTEN B. RUSS CHAIR IN SURGERY:</u>				
E-Systems	200	\$5,459.20	\$6,785.77	\$1,326.57
Hercules	100	4,633.00	3,517.88	(1,115.12)
		\$10,092.20	\$10,303.65	\$211.45
<u>U. T. SYSTEM CANCER CENTER - HOUSTON - ANN RIFE COX CHAIR IN GYNECOLOGY:</u>				
American General	200	\$8,345.00	\$5,885.80	(\$2,459.20)
E-Systems	500	14,774.50	16,964.43	2,189.93
Hercules	100	4,633.00	3,517.88	(1,115.12)
International Business Machines	100	14,935.00	11,455.11	(3,479.89)
Masco	600	13,404.00	10,907.63	(2,496.37)
		\$56,091.50	\$48,730.85	(\$7,360.65)

OTHER TRUST AND SPECIAL FUNDS
 SCHEDULE OF SECURITIES SOLD, CALLED OR MATURED (Continued)
 (January, 1991)

ISSUE AND FUND	NO. SHARES	BOOK VALUE OF HOLDINGS	NET SALES PROCEEDS	GAIN (LOSS) OVER BOOK VALUE
<u>SALES (Continued)</u>				
<u>COMMON STOCKS (Continued)</u>				
<u>LEILA A. OLIVER CHARITABLE TRUST:</u>				
E-Systems	400	\$11,819.60	\$13,571.54	\$1,751.94
International Business Machines	100	14,935.00	11,455.11	(3,479.89)
Masco	400	8,936.00	7,271.75	(1,664.25)
		<u>\$35,690.60</u>	<u>\$32,298.40</u>	<u>(\$3,392.20)</u>
<u>CHARLES F. & AGNES T. WEIBUSCH UNITRUST:</u>				
E-Systems	100	\$2,729.60	\$3,392.88	\$663.28
Hercules	100	4,633.00	3,517.88	(1,115.12)
		<u>\$7,362.60</u>	<u>\$6,910.76</u>	<u>(\$451.84)</u>
<u>R. D. WOODS UNITRUST:</u>				
Echlin	200	\$3,518.00	\$2,241.91	(\$1,276.09)
International Business Machines	150	5,974.02	17,182.67	11,208.65
		<u>\$9,492.02</u>	<u>\$19,424.58</u>	<u>\$9,932.56</u>
<u>CHARLES A. STACEY CHARITABLE REMAINDER UNITRUST:</u>				
E-Systems	100	\$2,729.60	\$3,392.88	\$663.28
Hercules	100	4,633.00	3,517.88	(1,115.12)
		<u>\$7,362.60</u>	<u>\$6,910.76</u>	<u>(\$451.84)</u>
<u>R. D. WOODS UNITRUST #2:</u>				
Hercules	100	\$4,633.00	\$3,517.88	(\$1,115.12)
<u>WILSON & KATHRYN FRASER CHARITABLE REMAINDER UNITRUST:</u>				
E-Systems	600	\$16,860.00	\$20,357.32	\$3,497.32
International Business Machines	100	12,172.50	11,455.11	(717.39)
Masco	200	4,468.00	3,635.87	(832.13)
		<u>\$33,500.50</u>	<u>\$35,448.30</u>	<u>\$1,947.80</u>
<u>VICTOR L. HAND UNITRUST:</u>				
E-Systems	100	\$2,729.60	\$3,392.88	\$663.28

OTHER TRUST AND SPECIAL FUNDS
 SCHEDULE OF SECURITIES SOLD, CALLED OR MATURED (Continued)
 (January, 1991)

ISSUE AND FUND	NO. SHARES	BOOK VALUE OF HOLDINGS	NET SALES PROCEEDS	GAIN (LOSS) OVER BOOK VALUE
<u>SALES (Continued)</u>				
<u>COMMON STOCKS (Continued)</u>				
U. T. MEDICAL BRANCH - GALVESTON - LIBBIE MOODY THOMPSON TRUST:				
Echlin	500	\$8,826.90	\$5,604.81	(\$3,222.09)
E-Systems	300	8,639.40	10,178.65	1,539.25
Hercules	100	4,633.00	3,517.88	(1,115.12)
International Business Machines	100	14,935.00	11,455.11	(3,479.89)
Masco	400	8,936.00	7,271.75	(1,664.25)
		<u>\$45,970.30</u>	<u>\$38,028.20</u>	<u>(\$7,942.10)</u>
U. T. MEDICAL BRANCH - GALVESTON - LIBBIE MOODY THOMPSON MEMORIAL TRUST:				
Echlin	1,100	\$19,151.90	\$12,330.59	(\$6,821.31)
E-Systems	700	20,459.00	23,750.20	3,291.20
General Motors	400	15,020.00	13,471.55	(1,548.45)
International Business Machines	200	27,069.00	22,910.25	(4,158.75)
Masco	800	17,872.00	14,543.52	(3,328.48)
		<u>\$99,571.90</u>	<u>\$87,006.11</u>	<u>(\$12,565.79)</u>
U. T. MEDICAL BRANCH - GALVESTON - CLARK W. THOMPSON TRUST:				
Echlin	1,100	\$19,151.90	\$12,330.59	(\$6,821.31)
E-Systems	600	17,504.10	20,357.32	2,853.22
General Motors	200	7,510.00	6,735.77	(774.23)
Hercules	200	9,266.00	7,035.77	(2,230.23)
International Business Machines	200	27,069.00	22,910.25	(4,158.75)
Masco	800	17,872.00	14,543.53	(3,328.47)
		<u>\$98,373.00</u>	<u>\$83,913.23</u>	<u>(\$14,459.77)</u>
U. T. SYSTEM CANCER CENTER - HOUSTON - LILLIAN C. KOEHLER ANNUITY TRUST:				
E-Systems	200	\$5,909.80	\$6,785.77	\$875.97
Masco	200	4,468.00	3,635.87	(832.13)
		<u>\$10,377.80</u>	<u>\$10,421.64</u>	<u>\$43.84</u>
ROBERTSON POTH FOUNDATION:				
Echlin	3,500	\$54,274.30	\$39,233.67	(\$15,040.63)
E-Systems	1,900	61,251.50	64,464.85	3,213.35
General Motors	1,460	62,408.00	49,171.15	(13,236.85)
Hercules	400	18,532.00	14,071.53	(4,460.47)
International Business Machines	500	59,653.00	57,275.58	(2,377.42)
James River Of Virginia	279	7,742.25	6,711.12	(1,031.13)
Masco	2,300	53,944.75	41,812.60	(12,132.15)
		<u>\$317,805.80</u>	<u>\$272,740.50</u>	<u>(\$45,065.30)</u>

OTHER TRUST AND SPECIAL FUNDS
 SCHEDULE OF SECURITIES SOLD, CALLED OR MATURED (Continued)
 (January, 1991)

ISSUE AND FUND	PAR VALUE	BOOK VALUE OF HOLDINGS	NET SALES PROCEEDS	GAIN (LOSS) OVER BOOK VALUE
<u>SALES (Continued)</u>				
<u>COMMON STOCKS (Continued)</u>				
<u>WINEDALE STAGECOACH INN FUND:</u>				
Echlin	800	\$13,960.80	\$8,967.70	(\$4,993.10)
E-Systems	500	14,549.20	16,964.43	2,415.23
International Business Machines	100	14,935.00	11,455.12	(3,479.88)
Masco	600	13,404.00	10,907.63	(2,496.37)
		<u>\$56,849.00</u>	<u>\$48,294.88</u>	<u>(\$8,554.12)</u>
<u>WINEDALE-VARNER-BAYOU BEND HERITAGE FUND:</u>				
E-Systems	400	\$11,819.60	\$13,571.54	\$1,751.94
International Business Machines	100	14,935.00	11,455.12	(3,479.88)
		<u>\$26,754.60</u>	<u>\$25,026.66</u>	<u>(\$1,727.94)</u>

OTHER TRUST AND SPECIAL FUNDS
 SCHEDULE OF SECURITIES SOLD, CALLED OR MATURED (Continued)
 (January, 1991)

ISSUE AND FUND	NO. SHARES	NET SALES PROCEEDS
<u>STOCKS RECEIVED BY GIFT</u>		
<u>OR REQUEST:</u>		
<u>CHANCELOR'S COUNCIL:</u>		
Exxon	19.94	\$1,000.00
<u>PLAN II, VARIOUS DONORS/VARIOUS PURPOSES:</u>		
Blockbuster Entertainment	10.00	\$247.74
<u>LONGHORN FOUNDATION - MEN'S ATHLETICS</u>		
<u>VARIOUS DONORS:</u>		
Bristol-Myers	16.00	\$988.36
Exxon	19.94	1,000.01
Forest Labs	40	1,824.93
Pennzoil	62	4,046.91
		<u>\$7,860.21</u>
<u>NATURAL SCIENCES - VARIOUS DONORS,</u>		
<u>VARIOUS PURPOSES:</u>		
Exxon	20.24	\$1,015.30
<u>MOFFETT GIFT:</u>		
Freeport McMoran	13,600.00	\$469,524.30
<u>TEXAS LONGHORN</u>		
<u>EDUCATION FOUNDATION:</u>		
Oryx Energy	63.19	\$2,000.00
<u>PRESIDENT'S ASSOCIATES:</u>		
Exxon	19.94	\$1,000.00
<u>U. T. - TYLER - FINE ARTS CENTER:</u>		
TCA Cable TV	840.29	\$11,680.00
<u>U. T. - TYLER -</u>		
<u>EISENHOWER GOLF CLASSIC:</u>		
TCA Cable TV	359.71	\$5,000.00
<u>U.T. MEDICAL BRANCH - GALVESTON:</u>		
Credo Petroleum	3,000.00	\$5,850.00
<u>U. T. HEALTH SCIENCE CENTER - HOUSTON -</u>		
<u>STUDENT ASSISTANCE FUND:</u>		
Pennzoil	5.00	\$330.11

OTHER TRUST AND SPECIAL FUNDS
 SCHEDULE OF SECURITIES SOLD, CALLED OR MATURED (Continued)
 (January, 1991)

ISSUE AND FUND	NO. SHARES	NET SALES PROCEEDS
<u>STOCKS RECEIVED BY GIFT</u>		
<u>OR BEQUEST (Continued):</u>		
<u>U. T. SYSTEM CANCER CENTER - HOUSTON -</u>		
<u>1990 ANNUAL CAMPAIGN:</u>		
Abbott Laboratories	25.00	\$1,053.71
Compaq Computer	23.00	1,339.64
Dresser Industries	50.00	1,063.71
Frank L. Wells	73.00	34,310.00
Intergraph	580.00	8,352.00
Pennzoil	392.00	25,689.92
Walmart Stores	180.00	5,088.94
		<u>\$76,897.92</u>
<u>U. T. SYSTEM CANCER CENTER - HOUSTON -</u>		
<u>HOMPE FUND FOR MYELOMA RESEARCH:</u>		
Beckman Instruments	715.00	\$11,368.11
		<u>\$11,368.11</u>
<u>U. T. HEALTH SCIENCE CENTER - TYLER</u>		
<u>AMBULATORY CARE FACILITY:</u>		
TCA Cable TV	400.00	\$5,560.00
		<u>\$5,560.00</u>
<u>CBA CENTURY CLUB UNRESTRICTED</u>		
<u>ENDOWMENT FUND:</u>		
Offshore Logistics	300.00	\$2,295.00
		<u>\$2,295.00</u>
<u>THE JOBY CONRADT ENDOWED</u>		
<u>PRESIDENTIAL SCHOLARSHIP:</u>		
Exxon	19.94	\$1,000.01
		<u>\$1,000.01</u>
<u>CHARLES A. MACHEMEHL, JR. ENDOWED</u>		
<u>PRESIDENTIAL SCHOLARSHIP:</u>		
Vulcan Materials	29.00	\$925.06
		<u>\$925.06</u>
<u>THE TONY KENNARD FRIEND OF ALEC EXCELLENCE</u>		
<u>FUND IN THE COLLEGE OF ENGINEERING:</u>		
Oryx Energy	36.81	\$1,164.89
		<u>\$1,164.89</u>
<u>CHARLES PROTHRO ENDOWMENT FUND:</u>		
Unitrin	18,350.00	\$595,337.50
		<u>\$595,337.50</u>

V. TRUST FUND REAL ESTATE TRANSACTIONS

LAND AND INVESTMENT REPORT

For Month Ended February 28, 1991

TRUST FUND REAL ESTATE TRANSACTIONS

The following documents have been executed pursuant to the U. T. System Trust Fund Real Estate Policy Statement which was approved at the April 14, 1988, meeting of the Board of Regents. The Executive Vice Chancellor for Asset Management requests the approval of each transaction.

SALE

Component:	U. T. El Paso
Donor/Fund Name:	Fred Hervey
Asset ID:	250016
BOR Acceptance Date:	2/12/87
Use of Funds:	Unrestricted Use for U.T. El Paso
Legal Description:	Lot 24, Blk 3, Fairway Park Addition, Midland, Midland County, Texas
Grantor:	The Board of Regents of the University of Texas System
Grantee:	Kahler Construction Company, Inc. 1005 West Wall Midland, Texas 79701
Terms:	Gross Sales Price: \$3,000
	Net Sale Proceeds: \$2,980
	Financing: Cash Sale

Background Information:

This was part of the gift from Fred Hervey, which contained 22 lots in the Fairway Park Addition and 9 lots in the Fairmont Addition.

LEASE

Component: U. T. Austin

Donor/Fund Name: George W. Brackenridge

Asset ID: 101200

Use of Funds: Unrestricted Use for U.T. Austin

Legal Description: .7728 acres located in the D.J. Gilbert Survey, No. 8, S/D recorded in volume 137 page 377 Austin, Travis County, Texas

Tenant: Stillwater, Inc. (Lakeview Cafe)
3800 Lake Austin Blvd.
Austin, Texas 78703

Terms:

Rent:	\$1,795.93/mo.
Rent Schedule:	7/1/84 - 6/30/94
Taxes:	Paid by Lessee
Insurance:	Paid by Lessee
Utilities:	Paid by Lessee

Background Information:

This Amendment (dated 11/26/90) to the existing Lease Agreement dated 7/1/84 shall:

Include an option to extend the Lease for an additional five years ending 7/30/99.

Redefine the lease year used in determining gross sales for annual percentage rent as April 1st through March 31st, to coincide with the Lessee's fiscal year.

Redefine the base tax figure as \$3,554.24, to be used in calculating any excess tax amount which may be deducted from percentage rent.

Include umbrella insurance coverage requirements of \$1 million.

LEASE

Component: U. T. Austin

Donor/Fund Name: George W. Brackenridge

Asset ID: 101100

Use of Funds: Unrestricted Use for U.T. Austin

Legal Description: 1.1147 acres located in the D.J. Gilbert Survey, No. 8, Austin, Travis County, Texas

Tenant: Louie L. Raven (Boat Town)
3826 Lake Austin Blvd.
Austin, Texas 78703

Terms:

Rent:	\$4,600/mo.
Rent Schedule:	Month to Month
Taxes:	Paid by Lessee
Insurance:	Paid by Lessee
Utilities:	Paid by Lessee

Background Information:

This Amendment to the existing Lease Agreement reduces the original acreage from 4.4147 acres to 1.1147 acres. Mr. Raven's lease previously included 3.3 acres along Enfield Road, with the balance being the acreage leased on Lake Austin Blvd. and Lake Austin. The LCRA has negotiated a ground lease with U.T. System which includes all of the land along Enfield Road which Mr. Raven previously leased from U.T.

OIL AND GAS LEASE EXTENSIONS

Component: U. T. Austin

Donor/Fund Name: W. C. Hogg Memorial Fund

BOR Acceptance Date: July 15, 1939

Use of Funds: Hogg Foundation for Mental Health

Net Mineral Acres: 189.5 (total for four leases)

Legal Description: 1010.658 acres out of the S.F. Austin 3-1/6 League Grant A-2 Survey, Wharton County, Texas

Lessee: Tuskar (Texas) Inc.
8558 Katy Freeway, Suite 116
Houston, TX 77024

Terms:

Bonus:	\$18,949.92 (\$100 per net acre)
Royalty:	22.5%
Delay Rental:	\$25.00 per net acre
Lease Extension Date:	September 11, 1990
Lease Extension Term:	2 years

Background Information:

Four oil and gas leases within the captioned acreage were entered into on September 12, 1986 by and between the Board of Regents of the University of Texas System Trustee for the W. C. Hogg Foundation and Hagen-Greenbiar Exploration Corp. The first extension was granted effective September 12, 1988 for a duration of two years. The second extension for two additional years is described above.

OIL AND GAS LEASE AMENDMENT AND RATIFICATION

Component: U. T. M.D. Anderson Cancer Center

Donor/Fund Name: Homer Ammann Fund

BOR Acceptance Date: April 9, 1987

Net Mineral Acres: 14.24

Legal Description: 56.96 acres of land, more or less, situated in the M.B. Crawford Survey, Abstract 126, Lavaca County, Texas

Lessee: Fina Oil and Chemical Company
14340 Torrey Chase Blvd.
P. O. Box 73408
Houston, TX 77273-3408

Terms:

Bonus:	\$1,425 (\$100 per net acre)
Royalty:	1/5
Delay Rental:	\$30.00 per net acre
Lease Date:	Original lease dated 11/27/87
	Amendment and ratification dated 1/17/91
Lease Term:	3 years

OIL AND GAS LEASE

Component: U. T. M.D. Anderson Cancer Center

Donor/Fund Name: Homer Ammann Fund

BOR Acceptance Date: April 9, 1987

Net Mineral Acres: 2.08

Legal Description: 100 acres of land, more or less, being out of the H.T.C.R.R. Company Survey No. 9, Abstract 186, Wharton County, Texas

Lessee: Carrol W. Lake
P. O. Box 1863
Kenedy, TX 78119

Terms:

Bonus:	\$457.60 (\$220 per net acre)
Royalty:	1/5
Delay Rental:	Paid Up
Lease Date:	December 7, 1990
Lease Term:	3 years

OIL AND GAS LEASE

Component: U. T. M.D. Anderson Cancer Center

Donor/Fund Name: Virginia Jones Mullin Fund

BOR Acceptance Date: April 15, 1988

Net Mineral Acres: 176.4

Legal Description: 674 acres of land, more or less, located in Nueces County and Kleberg County, Texas known as Lot or Tract No. 1 in the sale of lands of the Estate of Jose Maria Tovar

Lessee: Jimmie B. Myers
1918 The 600 Building
Corpus Christi, TX 78473

Terms:

Bonus:	None
Royalty:	1/4
Delay Rental:	Not Applicable
Lease Date:	December 21, 1990
Lease Term:	1 year

Background Information:

The lessee has taken a second lease on this tract to attempt to successfully re-complete a well which was abandoned due to engineering problems. The bonus consideration has been waived due to the high risk nature of the operation, the short term of the lease, the maximum royalty rate and the assumption of plugging liability by the lessee.

FORECLOSURE

Component: U.T. Arlington

Donor/Fund Name: Mary Elizabeth Earle Aucutt
C.J. & Clara Earle Student Scholarship Loan
Fund

Asset ID: 050008

BOR Acceptance Date: 12/5/85

Use of Funds: Funds used to contribute to the C.J. and
Clara Earle Student Scholarship and/or loan
fund in the College of Business at U.T.
Arlington

Legal Description: Undivided 15.7143% interest in 38.38 acres,
J. Matthews Survey, ABST 1051, Haltom City,
Tarrant County, Texas

Foreclosure Bid (Credit): \$505,000 with U.T. Arlington's share of the
note valued at \$79,357.22

Background Information:

This property was accepted through the Estate of Mary Elizabeth Earle Aucutt. The original note was dated 5/21/85 in the amount of \$456,493.50. U.T. System cooperated with six other owners in foreclosure on 12/4/90.

LOAN/MORTGAGE MODIFICATION

Component: U. T. Health Science Center - Houston

Donor/Fund Name: Estate of Bettie Collins

Asset ID: 607001

BOR Acceptance Date: 4/12/84

Use of Funds: Bettie Collins and Helene Collins
Sprong Fund for Research in the
Department of Ophthalmology

Legal Description: Undivided 50% interest in Lts 24 and 26,
Blk 1 of Audubon Place, an addition in
Harris County, Texas, Also known as 2714
Joanel, Houston, Texas

Maker: Mr. William H. Alban and wife,
Barbara Anne Alban
14103 Cindywood
Houston, Texas 77079

Amount: \$109,362.10

Original Date of Note: 6/9/83

Interest Rate: 11%

Payments: \$1,506.46/month (beginning 2/9/91) for 10
years with a balloon payment due 1/9/94

Pro rata Share: \$54,681.05 (Principal balance)
\$753.23 (Monthly payments)

Background Information:

U.T. Health Science Center Houston received a fifty percent interest in the original loan to the Albans, dated 6/9/83, which was transferred to the Board of Regents of U.T. System and First City on 1/26/87 from the Estate of Bettie Collins. The Board approved at its December 1988 meeting an earlier modification of the note for the principal balance of \$143,817.48, which includes First City's interest. Per the terms of this modification, a balloon payment of \$112,743.38 was due on 12/9/89. The mortgagors defaulted on this balloon payment but continued to make principal and interest payments during 1990.

The Second Loan Modification provides that U.T. Health Science Center's outstanding principal balance of \$54,681.05 will be amortized over a 10-year period at 11% interest beginning 2/9/91. A balloon payment will be due 1/9/94 on any outstanding principal and interest. Income will be added to the Bettie Collins and Helene Collins Sprong Fund for Research in the Department of Ophthalmology.

THE UNIVERSITY OF TEXAS AT ARLINGTON

March 1, 1991

Dr. James P. Duncan
Executive Vice Chancellor
for Academic Affairs
The University of Texas System
601 Colorado Street
Austin, Texas 78701

Attn: System Budget Office

Dear Dr. Duncan:

The docket for the April 11, 1991 meeting of the Board of Regents is submitted for your recommendation and presentation to the Board.

I recommend approval.

Sincerely,



Wendell H. Nedderman
President

WHN:js

THE UNIVERSITY OF TEXAS AT ARLINGTON

U. T. BOARD OF REGENTS' MEETING

APRIL 11, 1991

TABLE OF CONTENTS

	<u>Page No.</u>
Gifts from Private Donors and Foundations	AR-3
Standard Affiliation Agreements	AR-4
Trademark License Agreements	AR-5
Contracts and Grants for Research, Development, Clinical and Educational Services	AR-6
Amendments to the 1991 Budget (including faculty and staff appointments and changes in status and transfers of funds within existing budget totals)	AR-7

THE UNIVERSITY OF TEXAS AT ARLINGTON

U. T. BOARD OF REGENTS' MEETING

APRIL 11, 1991

GIFTS FROM PRIVATE DONORS AND FOUNDATIONS

The following gifts have been received and are recommended for acceptance by the U. T. Board of Regents:

	<u>Donor</u>	<u>Purpose</u>	<u>Amount</u>
1.	Con Edison of New York Research and Development Paul Kotas 4 Irving Place Room 1901-S New York, New York 10003	Research Ph.D. students	\$ 25,376.90*
2.	Dallas-Fort Worth Hospital Council John C. Gavras, President 1431 Greenway Drive Suite 300 Irving, Texas 75038-2417	Assistance for increased Nursing enrollment	82,500.00
3.	Formosa Plastics S. P. Wang 9 Peach Tree Hill Road Livingston, NJ 07039	Support of graduate student research program	31,750.00*

The following nonmonetary gifts have also been received:

4.	Maritza Arrigunaga 125 Southdale Arlington, Texas 76010	Research Jenkins Garrett Collection Library Peón Papers	62,819.00* ***
5.	IBM Corporation Leroy J. Wormley, Jr. 11400 Burnet Road Austin, Texas 78758	Aid in general operating procedures and conditions Equipment	556,000.00* ***

*No letter of transmittal from the donor

***Noncash gift - other. The amount stated is the estimated value on the date of receipt by the institution.

U. T. BOARD OF REGENTS' MEETING

APRIL 11, 1991

STANDARD AFFILIATION AGREEMENTS

The agreements recommended for approval by the U. T. Board of Regents are based on the model agreement adopted on April 12, 1990.

1. Facility: Charter Palms Hospital
McAllen, Texas
Date: January 18, 1991
Purpose: To provide graduate social work related educational experiences
2. Facility: DARCO Drug Services, Inc.
Dallas, Texas
Date: January 18, 1991
Purpose: To provide graduate social work related educational experiences
3. Facility: Family Health Center
Wichita Falls, Texas
Date: January 8, 1991
Purpose: To provide graduate social work related educational experiences
4. Facility: Kleberg County Family Guidance Services
Kingsville, Texas
Date: January 18, 1991
Purpose: To provide graduate social work related educational experiences
5. Facility: Mujeres Unidas/Women Together
McAllen, Texas
Date: January 8, 1991
Purpose: To provide graduate social work related educational experiences

U. T. BOARD OF REGENTS' MEETING

APRIL 11, 1991

TRADEMARK LICENSE AGREEMENTS

The following agreements have been awarded and are recommended for approval by the U. T. Board of Regents. All product approvals are in accordance with Paragraphs 10.1(C) and (D) and 11.1 of the Trademark Agreement.

I. Licensee: Third Street Sportswear Mfg., Inc.
Ozark, Missouri 65721
Fee-Royalty: \$00.00, 7%
Period: January 1, 1991 through December 31, 1993
Description: Wearing apparel

U. T. BOARD OF REGENTS' MEETING

APRIL 11, 1991

CONTRACTS AND GRANTS FOR RESEARCH, DEVELOPMENT, CLINICAL
AND EDUCATIONAL SERVICES

Since the Docket for the previous meeting of the U. T. Board of Regents, the following activity has taken place with regard to Contracts and Grants for Research, Development, Clinical and Educational Services:

FUNDS COMING IN

- I. Non-Governmental, State and Local Government and Federal Government Contracts and Grants
 - a. 1991 AR 21-38 Number of Initial Grant and Contract Awards
\$ 981,470.62 Value of Awards
 - b. 1991 AR 39-40 Number of Fiscal Amendments to Grant and Contract Awards (Increasing or Decreasing by \$10,000)
\$ 92,480.25 Total of Increased Funding
\$ -0- Total of Reduced Funding

FUNDS GOING OUT

- II. Non-Governmental, State and Local Government and Federal Government Contracts and Grants
 - a. -0- Number of Initial Grant and Contract Awards
\$ -0- Value of Awards
 - b. -0- Number of Fiscal Amendments to Grant and Contract Awards (Increasing or Decreasing by \$10,000)
\$ -0- Total of Increased Funding
\$ -0- Total of Reduced Funding

U. T. BOARD OF REGENTS' MEETING

APRIL 11, 1991

AMENDMENTS TO THE 1991 BUDGET

The term "rate" for academic institutions is the full-time nine-month base rate and for health institutions is the full-time twelve month base rate; for all other personnel it is the full-time rate, the appointee receiving a proportionate amount depending upon the fraction of time for which he is appointed and the period of his appointment. Source of funds for payment of salaries, unless otherwise shown, is the departmental salaries account.

<u>Item, Department, Title, Name</u>	<u>Effective Date</u>	<u>% Time</u>	<u>Full-time Salary</u>		<u>RBC</u>
			<u>No. Mos.</u>	<u>Rate</u>	
<u>APPOINTMENTS, PROMOTIONS, AND SALARY INCREASES</u>					
GENERAL ADMINISTRATION AND STUDENT SERVICES					
Affirmative Action Office					
1. Casey Gonzales					41
From: Affirmative Action Officer		100	12	42,300	
To: Affirmative Action Officer	3/1	100	12	45,300	
COLLEGE OF LIBERAL ARTS					
Dean of Liberal Arts and Theatre Arts					
Assistant Dean and Associate Professor					
2. Andrew Gaupp	1/1	67	12	46,667	39
	1/1	33	9	35,000	39
English					
3. Nancy V. Wood					34
From: Associate Professor		100	9	44,800	
To: Associate Professor and Acting Chairperson	1/1	100	9	44,800	
4. Judith McDowell					35
From: Associate Professor and Chairperson		100	9	55,800	
To: Associate Professor	1/1	100	9	55,800	
Sociology, Anthropology and Social Work					
5. Ted R. Watkins					37
From: Associate Professor and Chairperson		100	9	46,800	
To: Associate Professor	1/1	100	9	46,800	
6. William A. Stacey					36
From: Associate Professor and Director		100	9	43,800	
To: Associate Professor and Acting Chairperson	1/1	100	9	44,900	

THE UNIVERSITY OF TEXAS AT ARLINGTON

1686

U. T. BOARD OF REGENTS' MEETING

APRIL 11, 1991

AMENDMENTS TO THE 1991 BUDGET
(Continued)

<u>Item, Department, Title, Name</u>	<u>Effective Date</u>	<u>% Time</u>	<u>Full-time Salary</u>		<u>RBC</u>
			<u>No. Mos.</u>	<u>Rate</u>	
COLLEGE OF BUSINESS					
Information Systems and Management Sciences					
7. Mary M. Whiteside					30
From: Professor and Acting Chairperson		100	9	64,000	
To: Professor and Chairperson	11/1	100	9	73,000	
COLLEGE OF ENGINEERING					
Electrical Engineering					
Professor					
8. Vasant K. Prabhu	1/16	100	9	65,000	33
SCHOOL OF ARCHITECTURE					
Dean of Architecture and Architecture					
9. Bill W. Boswell					32
From: Associate Professor		100	9	43,300	
To: Assistant Dean and Associate Professor	1/16	3	12	96,000	
	1/16	97	9	44,550	

U. T. BOARD OF REGENTS' MEETING

APRIL 11, 1991

AMENDMENTS TO THE 1991 BUDGET
(Continued)

<u>TRANSFERS OF FUNDS</u>	<u>RBC</u>
GENERAL REVENUE APPROPRIATIONS	
10. Amount of Transfer: \$27,643	29
From: Uniform Statewide Accounting System/Uniform Statewide Payroll System - Maintenance and Operation	
To: Balances Subject to Reappropriation	
To reduce the budgeted amount to the actual funded amount.	
11. Amount of Transfer: \$3,800	40
From: Texas Work-Study Matching - Wages	
To: Balances Subject to Reappropriation	
To reduce the budgeted amount to the actual funded amount.	
INSTITUTIONAL UNALLOCATED AND UNALLOCATED FACULTY SALARIES	
12. Amount of Transfer: \$95,000	31
From: Tuition Revenue - Increase Estimated Revenue	
To: Institutional Unallocated -	
Maintenance and Operation	\$25,000
Unallocated Faculty Salaries	70,000
To provide adjustments to the original budget to fund the spring and summer teaching salary budget for unexpected additional students.	

THE UNIVERSITY OF TEXAS AT ARLINGTON

U. T. BOARD OF REGENTS' MEETING

APRIL 11, 1991

AMENDMENTS TO THE 1991 BUDGET
(Continued)TRANSFERS OF FUNDSRBC

AUXILIARY ENTERPRISES AND OTHER ACTIVITIES

13. Amount of Transfer: \$103,977.00 38

From: Student Health Service - Account Balance

To: Student Health Service -	
Unallocated Faculty Salaries	\$24,344.50
Wages-Hourly	26,876.00
Maintenance and Operations	30,332.50
Employee Fringe Benefits	22,424.00

To provide funds to create the positions of Physician and Medical Technologist, from 10-month to 12-month; half-time positions of Medical Technologist, Health Education Coordinator, and Coordinator for the Substance Abuse Prevention Program.

ADVANCED RESEARCH AND ADVANCED TECHNOLOGY PROGRAMS

14. Amount of Transfer: \$53,241 42-
45From: Allocation of General Revenue by Coordinating Board \$53,241

To: Advanced Research/Technology Programs for:

Mechanisms of Edema Prevention in Amphibian Lungs	\$ 7,500
Symbolic Computation in Solid Mechanisms	18,891
Optimum Design of Composite Laminates with Manufacturing Constraints	15,910
A New Approach to Transport Theoretic Analysis of Radiation Damage in Microelectronic Structures	<u>10,940</u>
Total	<u>\$53,241</u>

Transfer funds to establish budgets for various Coordinating Board Advanced Research/Technology Program projects as awarded by competitive review.

THE UNIVERSITY OF TEXAS AT AUSTIN

Office of the President

February 25, 1991


Dr. James P. Duncan
Executive Vice Chancellor
for Academic Affairs
The University of Texas System
114 West 7th Street
Norwood Tower - 7th Floor
Austin, Texas 78701

Attn: System Budget Office

Dear Dr. Duncan:

The docket for the April 11, 1991 meeting of the Board of Regents is submitted for your recommendation and presentation to the Board.

Sincerely,



William H. Cunningham
President

WHC:jw
Enclosures

THE UNIVERSITY OF TEXAS AT AUSTIN
 U.T. BOARD OF REGENTS' MEETING
 April 11, 1991
 TABLE OF CONTENTS

Gifts from Private Donors and Foundations.....	A- 3
Substantive Catalogue Changes.....	A- 7
Business Contracts for Services.....	A- 9
Funds Coming In	
Funds Going Out	
Construction Contracts of \$300,000 or Less	
Trademark License Agreements.....	A-13
Patent License Agreement.....	A-20
License Agreement.....	A-21
Contracts and Grants for Research, Development, Clinical and Educational Services:	
Over \$500,000 (Funds Coming In and/or Funds Going Out.....)	A-22
Foreign (Funds Coming In and/or Funds Going Out).....	A-25
All Others.....	A-28
Amendments to the 1991 Budget	A-29
(including faculty and staff appointments and changes in status and transfers of funds within existing budget totals)	

THE UNIVERSITY OF TEXAS AT AUSTIN
U. T. BOARD OF REGENTS' MEETING

April 11, 1991

GIFTS FROM PRIVATE DONORS AND FOUNDATIONS

The following gifts have been received and are recommended for acceptance by the U. T. Board of Regents:

	<u>Donor</u>	<u>Purpose</u>	<u>Amount</u>
1.	Anonymous	Student Financial Services for the Larry Temple Scholarship Endowment	\$30,000.00
2.	Bosque Foundation Mr. and Mrs. Louis A. Beecherl, Jr. 3801 Beverly Drive Dallas, Texas 75205	College of Engineering for the Challenge for Excellence Program	50,000.00
3.	The David Bruton, Jr. Charitable Trust Daniel J. Kelly Vice President NCNB Texas 901 Main Street Post Office Box 831000 Dallas, Texas 75283	College of Fine Arts for the Performing Arts Series	85,000.00
4.	The Cullen Foundation Joseph C. Graf Executive Secretary Post Office Box 1600 Houston, Texas 77251	McDonald Observatory for the Spectroscopic Survey Telescope	200,000.00
5. *	Exxon Chemical Americas 13501 Katy Freeway Houston, Texas 77079	Departmental Grants for: Business Administration 13,000 Accounting 10,000 General Business 3,500 Lyndon Baines Johnson School of Public Affairs 1,000	27,500.00

No letter of transmittal from the donor.

THE UNIVERSITY OF TEXAS AT AUSTIN
 Gifts from Private Donors and Foundations
 U. T. Board of Regents' Meeting April 11, 1991

	<u>Donor</u>	<u>Purpose</u>	<u>Amount</u>
6. *	Exxon Education Foundation Post Office Box 500 Florham Park, New Jersey 07932	The University-gifts matching employee contributions	\$56,747.25
7. *	Koch Engineering Company Inc. Post Office Box 8127 Wichita, Kansas 67208	College of Engineering for the Center for Energy Studies' Separations Research Program	36,000.00
8.	James A. Michener Texas Center for Writers The University of Texas at Austin PCL 3.102	The 1990 Michener Charitable Trust	900,000.00
9. *	James A. Michener Texas Center for Writers The University of Texas at Austin PCL 3.102	College of Liberal Arts for the James A. Michener Graduate Fellowships in Writing	550,000.00
10.*	Dennis O'Connor 400 Victoria Bank and Trust Building Victoria, Texas 77901	Marine Science Institute	30,000.00
11.	Sid W. Richardson Foundation Cindy Alexander Business Manager 309 Main Street Fort Worth, Texas 76102	The University for the Pforzheimer Library	500,000.00
12.	Sandoz Research Institute Joseph A. Balaisius Bioanalytics Section Route 10 East Hanover, New Jersey 07936	College of Pharmacy	82,820.00

* No letter of transmittal from the donor.

THE UNIVERSITY OF TEXAS AT AUSTIN
 Gifts from Private Donors and Foundations
 U. T. Board of Regents' Meeting April 11, 1991

	<u>Donor</u>	<u>Purpose</u>	<u>Amount</u>
13.	Texas Engineering Experiment Station Carol J. Cantrell The Texas A&M University System College Station, Texas 77843	College of Engineering for the Offshore Technology Resource Center	\$43,000.00
14.	Texas Engineering Experiment Station Carol J. Cantrell The Texas A&M University System College Station, Texas 77843	College of Engineering for the Offshore Technology Resource Center	34,955.00
15.	The Welch Foundation Jack S. Josey President and Trustee 4605 Post Oak Place Suite 200 Houston, Texas 77027	Department of Chemistry and Biochemistry in the College of Natural Sciences	572,000.00

The following nonmonetary gifts have also been received:

16.	Apple Computer, Inc. Jerry Gatlin Higher Education Account Executive 6034 West Courtyard Drive, Suite 305 Austin, Texas 78730	Computer equipment for the College of Business Administration	374,573.00***
17.*	Heidi Ann Barthelemy 463 Redwood Avenue Willits, California 95490	Richard Barthelemy Photography Collection to the General Libraries	67,802.00***
18.*	Gary Farmer 2021 Elysian Fields Austin, Texas 78727	Clifford Farmer Collection to the General Libraries	74,367.00***

* No letter of transmittal from the donor.

*** Non-cash gift - other. The amount stated is the estimated value the date of receipt by The University of Texas at Austin.

THE UNIVERSITY OF TEXAS AT AUSTIN
 Gifts from Private Donors and Foundations
 U. T. Board of Regents' Meeting April 11, 1991

	<u>Donor</u>	<u>Purpose</u>	<u>Amount</u>
19.	Occidental Oil and Gas Corporation David A. Hentschel Chairman Box 300 Tulsa, Oklahoma 74102	Laboratory equipment to the Department of Petroleum Engineering in the College of Engineering	\$623,275.00***

** Non-cash gift - other. The amount stated is the estimated value the date of receipt by The University of Texas at Austin.

THE UNIVERSITY OF TEXAS AT AUSTIN

U.T. BOARD OF REGENTS' MEETING

APRIL 11, 1991

CATALOGUE CHANGES

The following listing summarizes the changes proposed to the Catalogue of The University of Texas at Austin. These catalogue changes have been passed by the University Council, approved by me, and approved by the Executive Vice Chancellor for Academic Affairs. The complete text of the changes can be found in the Documents and Proceedings of the University Council, pages 13256-13257, 13285-13286, 12572-12573, 12692-12694, 13164-13165, 13269-13270, and 13271-13272.

College of Communication Catalogue for 1989-91

<u>Current bulletin page number</u>	<u>Summary of Proposed Changes</u>
13	The College of Communication is changing the amount of times a student may take the Grammar, Spelling and Punctuation Test from five times to three times. The test is a requirement before enrolling in Journalism 312 or any upper-division advertising or radio-television-film course.

College of Fine Arts Catalogue for 1989-91

<u>Current bulletin page number</u>	<u>Summary of Proposed Changes</u>
29	For the Bachelor of Fine Arts, Theatre Studies Major, a three semester hour course in lighting is added to the requirements. Drama 378N is deleted because it is adequately covered by other required coursework. The total number of semester hours for the degree remains unchanged.

School of Law Catalogue for 1988-90

<u>Current bulletin page number</u>	<u>Summary of Proposed Changes</u>
20	The School of Law is redefining the Classification of Students section so that it will provide for a more orderly and accurate reporting of number of students in the first year, second year, and third year categories.

THE UNIVERSITY OF TEXAS AT AUSTIN
 U.T. BOARD OF REGENTS MEETING
 APRIL 11, 1991

CATALOGUE CHANGES (continued)

School of Law Catalogue for 1988-90 (continued)

<u>Current bulletin page number</u>	<u>Summary of Proposed Changes</u>
19 & 30	Transfer students to the School of Law will be required to have completed a first-year curriculum at another law school. The current requirement is stated in terms of attendance for two semesters at another law school. The proposed change to the section on graduation with honors would base the award of honors on GPA attainment rather than on a limited percentage of graduates.

College of Natural Sciences Catalogue for 1989-91

<u>Current bulletin page number</u>	<u>Summary of Proposed Changes</u>
26	For the Bachelor of Science in Biology degree, Option I: Molecular Biology, the proposed change would specify Physics 302, 101L, 316, and 116L as the courses required to fulfill the program requirement of eight hours of Physics.
25	For the Bachelor of Arts degree with a Major in Zoology, the proposed changes would clarify that BIO 302, 303, and 304 are prerequisites for required upper-division zoology courses.
34, 35, 36	For the Bachelor of Science in Geological Sciences degree program, Option A, changes are made to bring the degree plan in line with the new biology sequencing and prerequisites. In Option B, reordering the sequence reflects new course numbers.

THE UNIVERSITY OF TEXAS AT AUSTIN

U. T. BOARD OF REGENTS' MEETING

APRIL 11, 1991

BUSINESS CONTRACTS FOR SERVICES

(FUNDS COMING IN)

The following contracts have been awarded, have been administratively approved by the appropriate Executive Vice Chancellor, and are recommended for ratification by the U. T. Board of Regents:

1. Agency: Austin Coca-Cola/Dr. Pepper Bottling Company
Funds: 20% of gross sales
Period: January 1, 1991 through August 15, 1991
Title/Description: Amend the current contract to increase the price of soft drinks from \$0.50 to \$0.55
2. Agency: Austin Housing Finance Corporation
Funds: \$10.00
Period: Effective December 14, 1990
Title/Description: Sell the house located at 1512 East 21st Street, Austin, Texas
3. Agency: AVS Food Services Inc.
Funds: Percentage varies for individual items
Period: Effective January 1, 1991
Title/Description: Amend the current contract to increase the price of cigarettes, candy, snacks, pastries, post mix cold drinks, sandwiches, hot canned foods, ice cream and milk
4. Agency: Lower Colorado River Authority
Funds: 1/12th of the lease payment calculated annually based upon the lessor's original cost of lease facilities and associated accumulated depreciation
Period: Effective October 23, 1990 and shall be perpetual
Title/Description: Lease substation facilities located at The University of Texas' Balcones Research Center
5. Agency: Lower Colorado River Authority
Funds: \$1,360,060
Period: Effective October 23, 1990
Title/Description: Amend the current agreement to specify the amount and terms under which LCRA will repay The University for part of the funds advanced by The University for the Balcones Substation construction

(Funds Going Out)

6. Agency: RGK Rental, LTD
Funds: Furnish utilities, maintenance and janitorial services
Period: Upon execution through August 31, 1991
Title/Description: Lease the premises located at 8920 Business Park Road to provide office space for the Bureau of Business Research

The University of Texas at Austin
 U. T. Board of Regents' Meeting
 April 11, 1991
 Business Contracts for Services (Continued)

MINOR CONSTRUCTION PROJECTS, as authorized by U.T. Board of Regents' Rules and Regulations, Part Two, Chapter VIII, Section 2 (Projects previously approved by the Board of Regents and/or those for Minor Repair and Remodeling for \$300,000.00 or less.)

1. Contractor: American Roofing & Metal Company, Inc.
 Amount: \$46,000.00
 Source of Funds: WOH - Roof Replacement 14-8649-4050
 Date of Contract: November 27, 1990
 Estimated Completion: January 28, 1991
 Project Title: Reroof Wooldridge Hall
 Brief Description: Prepare roof according to manufacturer's recommendations, apply roofing systems and related items, replace all parapet and cap flashings, ensure drains are clear and create relief drains at each external drain.

2. Contractor: Braun & Butler Construction, Inc.
 Amount: \$210,000.00
 Source of Funds: Fusion Research Center-Other Expenses
 26-6002-1850 and ENS-Generator
 Foundation 36-0319-9161
 Date of Contact: January 17, 1991
 Estimated Completion: April 5, 1991
 Project Title: Concrete Foundation for Generators,
 Engineering Science
 Brief Description: Perform demolition and off site disposal of selected existing structure, relocate pipes, conduits, ducts and other mechanical and electrical work and install concrete isolation generator foundations and related items.

3. Contractor: Precision Roofing, Inc.
 Amount: \$27,500.00
 Source of Funds: SW7-Reroofing 36-0319-9077
 Date of Contract: November 30, 1990
 Estimated Completion: February 6, 1991
 Project Title: Re-roof 2617 Speedway
 Brief Description: Clean existing roof, lay vented base sheet and fasten to roof joists, fasten insulation and 45 mil EPDM membrane with accessories, install galvanized downspouts and gutter on east edge and new gravel guards on north, south and east edges and paint new materials.

4. Contractor: Restoration Systems of Texas, Inc.
Amount: \$58,550.00
Source of Funds: UBAS-MO&E 54-0232-0150
Date of Contract: November 27, 1990
Estimated Completion: March 1, 1991
Project Title: Clean, re-paint and seal garages, Ashbel Smith Hall/Claudia Taylor Johnson
Brief Description: Clean all garage surfaces and remove ceiling insulation, apply water repellent to floors and ramps and paint all walls and columns and install identification signs and new wheel stops at specific locations.

THE UNIVERSITY OF TEXAS AT AUSTIN

U. T. BOARD OF REGENTS' MEETING

APRIL 11, 1991

TRADEMARK LICENSE AGREEMENTS

The following agreements have been awarded and are recommended for approval by the U. T. Board of Regents. All product approvals are in accordance with Paragraphs 10.1(C) and (D) and 11.1 of the Trademark Agreement.

1. Licensee: About Time Products, Inc.
Austin, Texas 78758
Fee-Royalty: \$50.00, 6%
Period: November 1, 1990 through December 31, 1992
Description: "Wata Watch" brand watches.
2. Licensee: Adinoff, Inc.
d/b/a Adin of California
Marina Del Rey, California 90292
Fee-Royalty: \$0.00, 7%
Period: January 1, 1991 through December 31, 1993
Description: Wearing apparel, which includes all types of clothing.
3. Licensee: American Screen Printing Co., Inc.
Madison, Wisconsin 53713
Fee-Royalty: \$0.00, 7%
Period: January 1, 1991 through December 31, 1993
Description: Wearing apparel, which includes all types of clothing.
4. Licensee: Auto-Shade, Inc.
North Hollywood, California 91605
Fee-Royalty: \$0.00, 6%
Period: January 1, 1991 through December 31, 1993
Description: Auto Shade™, a cardboard shade for auto windows.
5. Licensee: Bags for U's
Houston, Texas 77095
Fee-Royalty: \$0.00, 6%
Period: January 1, 1991 through December 31, 1993
Description: Trash bags.
6. Licensee: Barry Korman & Company, Inc.
New York, New York 10001
Fee-Royalty: \$0.00, 6%
Period: January 1, 1991 through December 31, 1993
Description: Neckties.
7. Licensee: Boxer Rebellion, Inc.
Virginia Beach, Virginia 23456
Fee-Royalty: \$0.00, 7%
Period: January 1, 1991 through December 31, 1993
Description: Wearing apparel, which includes t-shirts, tank tops, boxer shorts, boxer jams, biker shorts, capri pants, mid-calf pants and other apparel.
8. Licensee: Brandon, Inc.
Columbus, Wisconsin 53925
Fee-Royalty: \$0.00, 7%
Period: January 1, 1991 through December 31, 1993
Description: Wearing apparel, which includes sweaters, stocking caps and other apparel.

9. Licensee: Campus Creations, Inc.
Ithaca, New York 14850
Fee-Royalty: \$50.00, 6%
Period: October 1, 1990 through December 31, 1992
Description: Novelties/collectables.
10. Licensee: Carol Jensen & Associates
Austin, Texas 78758
Fee-Royalty: \$0.00, 6%
Period: January 1, 1991 through December 31, 1993
Description: Appointment calendars.
11. Licensee: Cliff Alexander
Dallas, Texas 75208
Fee-Royalty: \$50.00, 6%
Period: December 1, 1990 through December 31, 1992
Description: Novelties/collectables.
12. Licensee: Computer Expressions
Philadelphia, Pennsylvania 19104
Fee-Royalty: \$0.00, 6%
Period: January 1, 1991 through December 31, 1993
Description: Inkless mouse pad, a computer accessory product, and a keyboard buddy, the perfect wrist rest.
13. Licensee: Delmar Accessories
Chicago, Illinois 60665
Fee-Royalty: \$0.00, 6%
Period: January 1, 1991 through December 31, 1993
Description: Novelties/collectables, apparel accessories/sports related accessories, glassware/housewares and other products.
14. Licensee: Designs In Wood
San Angelo, Texas 76904
Fee-Royalty: \$50.00, 6%
Period: October 1, 1990 through December 31, 1992
Description: Novelties/collectables, which includes musical jewelry boxes of wood.
15. Licensee: Enviro-Tote, Inc.
Manchester, New Hampshire 03102
Fee-Royalty: \$50.00, 6%
Period: December 1, 1990 through December 31, 1993
Description: Cloth shopping bags.
16. Licensee: Fan Fair Corporation
Elm Grove, Wisconsin 53122
Fee-Royalty: \$0.00, \$00.35 per unit sold
Period: January 1, 1991 through December 31, 1993
Description: Heat-applied transfers.
17. Licensee: Galt Sand Company
Cedar Rapids, Iowa 52404
Fee-Royalty: \$0.00, 7%
Period: January 1, 1991 through December 31, 1993
Description: Wearing apparel, which includes sweats, t-shirts, tank shirts, shorts and other apparel.
18. Licensee: Garnel, Inc.
Coventry, Rhode Island 02816
Fee-Royalty: \$00.00, 6%
Period: January 1, 1991 through December 31, 1993
Description: Novelties/collectables, which includes emblematic costume jewelry.
19. Licensee: Gulf Coast Sportswear, Inc.
Clute, Texas 75566
Fee-Royalty: \$0.00, 7%
Period: January 1, 1991 through December 31, 1993
Description: Wearing apparel, which includes all types of clothing and caps.

20. Licensee: H. Wolf & Sons, Inc.
Cincinnati, Ohio 45246
Fee-Royalty: \$0.00, 7%
Period: January 1, 1987 through December 31, 1993
Description: Imprinted sportswear.
21. Licensee: Herff Jones, Inc.
Indianapolis, Indiana 46202
Fee-Royalty: \$0.00, 6%
Period: January 1, 1991 through December 31, 1993
Description: Class rings and graduation announcements.
22. Licensee: Jonsil Manufacturing Corp.
El Paso, Texas 79901
Fee-Royalty: \$0.00, 6%
Period: January 1, 1991 through December 31, 1993
Description: Class rings.
23. Licensee: Joy Insignia, Inc.
Deerfield Beach, Florida 33441
Fee-Royalty: \$0.00, 7% for items in Category A, 6% for items
in Category B, and \$00.35 per unit for items sold
in Category C
Period: January 1, 1991 through December 31, 1993
Description: Category A consists of wearing apparel, which
includes all types of clothing, footwear,
hats/caps and hosiery. Category B consists of
novelties/collectables, which includes decals,
bumper stickers, key chains and other novelties/
collectables. Category C consists of heat-
applied transfers, embroidered emblems and
appliques.
24. Licensee: Kappit Manufacturing, Inc.
La Verne, California 91750
Fee-Royalty: \$0.00, 7%
Period: January 1, 1991 through December 31, 1993
Description: Headwear of various types and styles.
25. Licensee: Kerry's Etcetera
Arlington, Texas 76011
Fee-Royalty: \$0.00, 6%
Period: January 1, 1991 through December 31, 1993
Description: Specialty glassware and ceramics.
26. Licensee: Kesbeh International Trading, Inc.
Houston, Texas 77036
Fee-Royalty: \$0.00, 6%
Period: January 1, 1991 through December 31, 1993
Description: Novelties/collectables, which includes flags of
various sizes.
27. Licensee: Kolder, Inc.
Edinburg, Texas 78539
Fee-Royalty: \$0.00, 6%
Period: January 1, 1991 through December 31, 1993
Description: "Kolder Holder" beverage holder.
28. Licensee: L B C Sports Leathers, Inc.
Elmhurst, Illinois 60126
Fee-Royalty: \$100.00, 7% for items in Category A and 6% for
items in Category B
Period: January 1, 1991 through December 31, 1993
Description: Category A consists of wearing apparel, which
includes leather caps and other apparel.
Category B consists of sports related
accessories, which includes leather packs, bags
and other accessories.

29. Licensee: Laserform, Inc.
Hayward, California 94541
Fee-Royalty: \$0.00, 6%
Period: January 1, 1991 through December 31, 1993
Description: Novelties/collectables.
30. Licensee: Link and Pan Enterprises, Inc.
Torrance, California 90503
Fee-Royalty: \$50.00, 6%
Period: January 1, 1991 through December 31, 1993
Description: Mini basketballs and footballs of rubber.
31. Licensee: Lone Star Stone, Inc.
Dallas, Texas 75235
Fee-Royalty: \$0.00, 6%
Period: January 1, 1991 through December 31, 1993
Description: "Texas Stepping Stone", a fabricated stepping/landscaping stone in the form of the state of Texas, and other decorative landscaping products.
32. Licensee: M & M Designs, Inc.
Huntsville, Texas 77340
Fee-Royalty: \$0.00, 6% and \$00.35 per unit sold
Period: January 1, 1991 through December 31, 1993
Description: Window decals, bumper stickers and heat-applied transfers.
33. Licensee: Marq-Wear, Inc.
A/K/A Boa Sportswear
Norman, Oklahoma 73069
Fee-Royalty: \$100.00, 7%
Period: August 1, 1990 through December 31, 1991
Description: Screenprinted and embroidered wearing apparel, which includes all types of clothing.
34. Licensee: NASCO, Inc.
Springfield, Tennessee 37172
Fee-Royalty: \$0.00, 7% for items in Category A and 6% for items in Category B
Period: January 1, 1991 through December 31, 1993
Description: Category A consists of wearing apparel, which includes all types of clothing, footwear, hats/caps and hosiery. Category B consists of novelties/collectables and sports related accessories, which includes, but is not limited to mugs, litterbaskets, tumblers, cushions and various types of bags.
35. Licensee: New Era Cap Company, Inc.
Derby, New York 14047
Fee-Royalty: \$0.00, 7%
Period: January 1, 1991 through December 31, 1993
Description: Baseball caps and visors.
36. Licensee: Nike, Inc., Apparel Division
Beaverton, Oregon 97005
Fee-Royalty: \$0.00, 7%
Period: January 1, 1991 through December 31, 1993
Description: Wearing apparel, which includes all types of clothing, hats/caps, footwear, hosiery and bags.
37. Licensee: Ocean Originals, Division of Namark of Texas
Corpus Christi, Texas 78413
Fee-Royalty: \$0.00, 7%
Period: January 1, 1991 through December 31, 1993
Description: Wearing apparel, which includes all types of clothing.

38. Licensee: Outdoor Recreation Group
d/b/a Outdoor Products
Los Angeles, California 90013
Fee-Royalty: \$0.00, 6%
Period: January 1, 1991 through December 31, 1993
Description: Bags of various types, including, but not limited to backpacks, totes and duffels.
39. Licensee: Pintail Corporation
Naugatuck, Connecticut 06770
Fee-Royalty: \$0.00, 6%
Period: January 1, 1991 through December 31, 1993
Description: Travel and apparel accessories, which includes, but is not limited to canvas travel kits, flasks, neckwear, key fobs and web belts.
40. Licensee: Potter Manufacturing Co.
Eugene, Oregon 97402
Fee-Royalty: \$0.00, 6%
Period: January 1, 1990 through December 31, 1993
Description: Decals/stickers of various styles and sizes.
41. Licensee: RICO Industries, Inc.
Chicago, Illinois 60616
Fee-Royalty: \$0.00, 6%
Period: January 1, 1991 through December 31, 1993
Description: Personal accessories and collectables, which includes, but is not limited to collegiate gift collection that includes billfolds, card sets, valets, coasters, pen stands, game chests, phone indexes, coin caddies, memo pads and bookends.
42. Licensee: Riddell, Inc.
Chicago, Illinois 60641
Fee-Royalty: \$50.00, 6%
Period: June 1, 1990 through December 31, 1992
Description: Riddell football helmets.
43. Licensee: Ron Miller Associates, Inc.
d/b/a Miller Golf Bag Company
Memphis, Tennessee 38115
Fee-Royalty: \$50.00, 6%
Period: January 1, 1991 through December 31, 1993
Description: Golf bags and accessories.
44. Licensee: Russell Athletic, Division of Russell Corp.
Alexander City, Alabama 35010
Fee-Royalty: \$0.00, 7%
Period: January 1, 1991 through December 31, 1993
Description: Wearing apparel, which includes all types of clothing.
45. Licensee: Sam-Sen Caps, Limited
St. Louis, Missouri 63006
Fee-Royalty: \$0.00, 7%
Period: January 1, 1991 through December 31, 1993
Description: Caps.
46. Licensee: Seven Sons and Company, Inc.
Spartenburg, South Carolina 29301
Fee-Royalty: \$0.00, 6%
Period: January 1, 1991 through December 31, 1993
Description: Stadium cushions, rain coats and ponchos.
47. Licensee: Sports Clock World
Orange, Texas 77630
Fee-Royalty: \$0.00, 6%
Period: January 1, 1991 through December 31, 1993
Description: Clocks.

48. Licensee: Sports Concepts, Inc.
Mesa, Arizona 85213
Fee-Royalty: \$0.00, 6%
Period: January 1, 1991 through December 31, 1993
Description: Ceramic helmet mugs.
49. Licensee: Sports Watch, Inc.
Falls Church, Virginia 22041
Fee-Royalty: \$50.00, 6%
Period: November 1, 1990 through December 31, 1992
Description: Watches.
50. Licensee: Standard Chair of Gardner, Inc.
Gardner, Massachusetts 01440
Fee-Royalty: \$50.00, 6%
Period: January 1, 1991 through December 31, 1993
Description: Chairs.
51. Licensee: Supershirts, Inc.
Redmond, Washington 98052
Fee-Royalty: \$0.00, 7%
Period: January 1, 1991 through December 31, 1993
Description: Wearing apparel, which includes t-shirts, tank tops, sweatshirts, sweatpants and shorts.
52. Licensee: Team Edition Apparel
Bradenton, Florida 34208
Fee-Royalty: \$0.00, 7%
Period: January 1, 1991 through December 31, 1993
Description: Wearing apparel, which includes all types of clothing.
53. Licensee: Tee's Unlimited
Kenner, Louisiana 70062
Fee-Royalty: \$0.00, 7% for items in Category A and 6% for items in Category B
Period: January 1, 1991 through December 31, 1993
Description: Category A consists of wearing apparel, which includes all types of clothing, footwear, hats/caps and hosiery. Category B consists of glasswear.
54. Licensee: Texas Fragrances, Division of Texarome, Inc.
Leakey, Texas 78873
Fee-Royalty: \$50.00, 6%
Period: February 1, 1991 through December 31, 1993
Description: Texas Fragrances brand of cologne and shave balm.
55. Licensee: The Cotton Exchange
Charlotte, North Carolina 28217
Fee-Royalty: \$0.00, 6%
Period: January 1, 1991 through December 31, 1993
Description: Cotton afghans.
56. Licensee: Third Street Sportswear Mfg., Inc.
Ozark, Missouri 65721
Fee-Royalty: \$0.00, 7%
Period: January 1, 1990 through December 31, 1993
Description: Wearing apparel, which includes clothing for infants, toddlers and preteens.
57. Licensee: Toga Towel
San Antonio, Texas 78232
Fee-Royalty: \$50.00, 6%
Period: February 1, 1991 through December 31, 1993
Description: "Toga Towel", a terry-cloth towel.

58. Licensee: Torel, Inc.
Yoakum, Texas 77995
Fee-Royalty: \$0.00, 6%
Period: January 1, 1991 through December 31, 1993
Description: Leather coasters with metal medallions affixed to coasters.
59. Licensee: Tri-Tex Corporation
Cincinnati, Ohio 45214
Fee-Royalty: \$0.00, 7%
Period: January 1, 1991 through December 31, 1993
Description: Wearing apparel, which includes all types of clothing.
60. Licensee: Universal Pewter Corporation
Houston, Texas 77024
Fee-Royalty: \$0.00, 6%
Period: January 1, 1990 through December 31, 1993
Description: Pewterware, which includes, but is not limited to cups, mugs, key chains, letter openers, jewel boxes and wine goblets.
61. Licensee: W. C. Bunting Company
East Liverpool, Ohio 43920
Fee-Royalty: \$0.00, 6%
Period: January 1, 1991 through December 31, 1993
Description: Ceramic products.
62. Licensee: World Class Sportswear
Austin, Texas 78746
Fee-Royalty: \$100.00, 7%
Period: February 1, 1991 through December 31, 1991
Description: Wearing apparel, which includes t-shirts and sweatshirts.

THE UNIVERSITY OF TEXAS AT AUSTIN

U.T. BOARD OF REGENTS' MEETING

APRIL 11, 1991

PATENT LICENSE AGREEMENT

The following agreement has been awarded and is recommended for approval by the U.T. Board of Regents:

- Licensee:** Varian Associates, Inc.
Palo Alto, California 94303

Fee-Royalty: License Execution fee of \$5,000.00 and a running royalty of either 2% or 5% of the net selling price depending upon patent protection.

Period: June 1, 1990 through the full end of the term or terms for which patent rights have not expired, unless sooner terminated, and renewable, thereafter, by written agreement of both parties.

Description: Royalty-bearing, nonexclusive license under The University's patent and technology rights related to beam sources for Molecular Beam Epitaxy (MBE) for material evaporation and/or sublimation of materials such as As, Sb, P, including the cracking of such beam material, and including valve means for the control of beam flux.

THE UNIVERSITY OF TEXAS AT AUSTIN

U. T. BOARD OF REGENTS' MEETING

APRIL 11, 1991

ACADEMIC SOFTWARE LICENSE AGREEMENTS

a following agreement has been awarded and is recommended for approval by
a U. T. Board of Regents:

Licensee:	Journalism Department, Texas A&M University
Fee-Royalty:	Licensee agrees to pay a one-time license fee of five hundred dollars (\$500.00).
Period:	October 15, 1990 through the discontinuance of internal research use.
Description:	License to use for internal research purposes only, with no rights to distribute further, academic computer software program identified as "Grammar-Spelling-Punctuation Test, Version 1.1," as well as associated documentation.

THE UNIVERSITY OF TEXAS AT AUSTIN

U.T. BOARD OF REGENTS' MEETING

APRIL 11, 1991

CONTRACTS OR GRANTS OVER \$500,000

(FUNDS COMING IN)

The following contracts or grants in an amount over \$500,000, have been awarded, have been administratively approved by the Executive Vice Chancellor for Academic Affairs, and are recommended for approval by the U. T. Board of Regents.

1. Grantor: Sid W. Richardson Foundation
 No.: Grant 90-70
 New funds: \$689,300.
 Current period: 11/29/90 - 11/28/93
 Title/Description: Intensive Culture and Habitat Requirements of Young Red Drum and Spotted Seatrout

2. Grantor: Department of the Army / AMCCOM
 No.: DAAA21-90-D-0009 - Delivery Order 0002
 New funds: \$750,000 additional
 Current period: [Unchanged] 5/25/90 - 5/24/95
 Title/Description: Research and Development Center for Long Term Research in Electromechanics and Hypervelocity Mechanics

3. Grantor: Texas Higher Education Coordinating Board
 No.: 06-3658-99
 New funds: \$500,000.
 Current period: 12/1/90 - 12/31/92
 Title/Description: The Center for Technology Development and Transfer

4. Grantor: U. S. Department of Energy
 No.: DE-FG05-91ER12115
 New funds: \$1,500,000.
 Current period: 1/16/91 - 1/14/94
 Title/Description: The Railplug: Development of a New Ignitor for Internal Combustion

5. Grantor: Texas A&M Research Foundation
 No.: L900034 - Amendment No. 3
 New funds: \$861,934 additional
 Current period: [Unchanged] 10/1/88 - 9/30/93
 Title/Description: Offshore Technology Research Center

The University of Texas at Austin
 Contracts or Grants over \$500,000
 UT Regents' Meeting April 11, 1991

6. Grantor: U. S. Department of the Interior
 Minerals Management Service
 No.: 14-35-0001-30534
 New funds: \$600,000.
 Current period: 1/28/91 - 12/31/92
 Title/Description: Studies to be Conducted by Members of the
 Continental Margins Committee
7. Grantor: Department of the Navy
 Space & Naval Warfare Systems Command
 No.: N00039-91-C-0082
 New funds: \$1,355,000.
 Current period: 12/31/90 - 12/31/95
 Title/Description: ARL:SPAWAR Omnibus Contract 1991-95
8. Grantor: Department of the Navy
 Space & Naval Warfare Systems Command
 No.: N00039-91-C-0082 - Modification P00001
 New funds: \$15,157,857 additional
 Current period: [Unchanged] 12/31/90 - 12/31/95
 Title/Description: ARL:SPAWAR Omnibus Contract 1991-95
9. Grantor: Department of the Navy
 Space & Naval Warfare Systems Command
 No.: N00039-91-C-0082 - Modification P00003
 New funds: \$525,000 additional
 Current period: [Unchanged] 12/31/90 - 12/31/95
 Title/Description: ARL:SPAWAR Omnibus Contract 1991-95
10. Grantor: Foundation for Research
 No.: 90-33 - Amendment dated 1/2/91
 New funds: \$2,050,000 additional
 Current period: 1/1/91 - 12/31/91
 Title/Description: Clayton Foundation Biochemical Institute,
 Research in Biochemistry
11. Grantor: Host Communications, Inc.
 No.: Texas/Host Publishing Agreement
 New funds: \$562,500.
 Current period: 4/1/90 - 3/31/95
 Title/Description: Grant the right to produce and sell official
 programs for The University of Texas Varsity
 Men's football, baseball, and basketball games,
 and other publications containing advertising
 relating to Men's Intercollegiate Athletics.

The University of Texas at Austin
 Contracts or Grants over \$500,000
 UT Regents' Meeting April 11, 1991

12. Grantor: Office of the Governor of the State of Texas
 No.: Contract 1089
 New funds: \$1,511,955.
 Current period: 4/18/90 - 3/31/92
 Title/Description: Provide for the necessary contractual arrangements, labor, equipment, and supplies to complete the energy conservation measure projects as approved pursuant to Institutional Conservation program application numbers DE-FG46-90E653057A, and DE-FG46-90E653057B for the Art Building Complex and Chilling Station #2 located on The University of Texas campus.
13. Grantor: U. S. Department of Education
 No.: P063P06599
 New funds: \$1,615,627 additional
 Current period: 9/1/90 - 8/31/91
 Title/Description: Pell Grant Program

(FUNDS GOING OUT)

4. Grantor: IBM Corporation
 No.: IBM Campus Technology Agreement 040162
 Funds: \$600,000.
 Current period: 8/1/90 - 9/30/91
 Title/Description: Purchase and/or license products to strengthen the academic process by integrating IBM products into the instructional and research programs and by making the products available to the faculty, staff and students at The University of Texas at Austin.

THE UNIVERSITY OF TEXAS AT AUSTIN
 U.T. BOARD OF REGENTS' MEETING
 APRIL 11, 1991
 FOREIGN CONTRACTS AND GRANTS FOR RESEARCH,
 DEVELOPMENT, CLINICAL AND EDUCATIONAL SERVICES
 (FUNDS COMING IN)

The following items have been awarded and are recommended for approval by the U.T. Board of Regents:

1. Country: Australia
 Business/Entity: Defence Science & Technology Organisation
 Surveillance Research Laboratory
 No.: Purchase Order 138129 & Development Contract
 New funds: \$2,500.
 Current period: 10/10/90 - 12/24/90
 Title/Description: Global Positioning System Precision Event
 Timing Capability

2. Country: Canada
 Business/Entity: Various Donors: Ontario Hydro
 No.: Check 001545192
 New funds: \$25,000 additional
 Current period: 1/1/91 - 12/31/91
 Title/Description: 1991 Construction Industry Institute
 Membership

3. Country: England
 Business/Entity: BP International Ltd.
 No.: Purchase Order XEX-082-768-1/GW96 -
 Check #0000001175
 New funds: \$36,000 additional "
 Current period: 4/1/91 - 12/31/91
 Title/Description: Reservoir Geometries/Controls in the ERG/
 Sabkha Transition Zone: A Preliminary
 Proposal

4. Country: France
 Business/Entity: Various Donors: Societe Nationale Elf Aquitaine
 No.: Research Participation Agreement - Extension
 New funds: \$30,000 additional
 Current period: 1/16/91 - 1/15/92
 Title/Description: Stimulation, Logging, and Formation Damage
 Research Program

The University of Texas at Austin
 Foreign Contracts and Grants for Research, Development, Clinical and
 Educational Services
 UT Regents' Meeting April 11, 1991

5. Country: Italy
 Business/Entity: Industrial Associates: AGIP Petroli SpA
 No.: Check 164987062
 New funds: \$25,000 additional
 Current period: 1/1/91 - 12/31/92
 Title/Description: Applied Geodynamics Laboratory

6. Country: Japan
 Business/Entity: Institute of Space and Astronautical Science
 No.: Contract effective 11/12/90
 New funds: \$31,222.
 Current period: 11/12/90 - 3/30/91
 Title/Description: Apollo Seismic Data

7. Country: Japan
 Business/Entity: Industrial Associates: Japan National Oil
 Corporation
 No.: Memorandum of Agreement
 New funds: \$30,000.
 Current period: 1/1/91 - 12/31/91
 Title/Description: Characterization of San Andres and Grayburg
 Reservoirs

8. Country: Japan
 Business/Entity: Nippon Telegram & Telephone Corporation
 No.: Agreement effective 7/1/90 - Amendment
 dated 12/18/90
 New funds: Decreases by \$10,700.
 Current period: 7/1/90 - 12/15/90
 Title/Description: Research on New Configuration for Microwave
 and Millimeter-Wave ICS / grant transfer to
 University of California

9. Country: Norway
 Business/Entity: Various Donors: Norsk Hydro A.S.,
 No.: Contract Order 551061
 New funds: \$20,000 additional
 Current period: 1/1/90 - 12/31/90
 Title/Description: Enhanced Oil & Gas Recovery Research Program
 (EOGRRP)

The University of Texas at Austin
 Foreign Contracts and Grants for Research, Development, Clinical and
 Educational Services
 UT Regents' Meeting April 11, 1991

10. Country: Republic of China
 Business/Entity: Various Donors: Chinese Petroleum Corporation
 No.: Letter dated 1/10/91 / Check D020014576/01011
 New funds: \$12,000.
 Current period: 1/1/90 - 12/31/90
 Title/Description: Joint Paleoceanographic Mapping Project (POMP)
11. Country: Venezuela
 Business/Entity: Various Donors: Intevap S.A.
 No.: Memorandum of Agreement for Continued Support
 of Research / #90 173
 New funds: \$30,000 additional
 Current period: 1/1/90 - 12/31/90
 Title/Description: Enhanced Oil & Gas Recovery Research Program
 (EOGRRP)

(FUNDS GOING OUT)

None

U. T. BOARD OF REGENTS' MEETING

APRIL 11, 1991

CONTRACTS AND GRANTS FOR RESEARCH, DEVELOPMENT, CLINICAL
AND EDUCATIONAL SERVICES

the Docket for the previous meeting of the U. T. Board of Regents, the following activity has taken place with regard to Contracts and Grants for Research, Development, Clinical and Educational Services:

FUNDS COMING IN

Non-Governmental, State and Local Government and Federal Government Contracts and Grants	
a. <u>1991 224 - 409</u>	Number of Initial Grant and Contract Awards
<u>\$ 8,225,614.36</u>	Value of Awards
b. <u>1991 410 - 517</u>	Number of Fiscal Amendments to Grant and Contract Awards (Increasing or Decreasing by \$10,000)
<u>\$ 8,725,704.52</u>	Total of Increased Funding
<u>\$(66,588.00)</u>	Total of Reduced Funding

FUNDS GOING OUT

Non-Governmental, State and Local Government and Federal Government Contracts and Grants	
a. <u>1991 518 - 534</u>	Number of Initial Grant and Contract Awards
<u>\$ 419,419.00</u>	Value of Awards
b. <u>1991 535 - 543</u>	Number of Fiscal Amendments to Grant and Contract Awards (Increasing or Decreasing by \$10,000)
<u>\$ 234,437.00</u>	Total of Increased Funding
<u>\$(14,586.00)</u>	Total of Reduced Funding

THE UNIVERSITY OF TEXAS AT AUSTIN

U. T. BOARD OF REGENTS' MEETING

APRIL 11, 1991

AMENDMENTS TO THE 1991 OPERATING BUDGET

Term "rate" for academic institutions is the full-time nine-month base rate and for health institutions is the full-time twelve month base rate; for all other personnel it is the full-time rate, the appointee receiving a proportionate amount depending upon the fraction of time for which he is appointed and the period of his appointment. Source of funds for payment of salaries, unless otherwise shown, is the departmental salaries account.

APPOINTMENTS TO NAMED PROFESSORSHIPS, ENDOWED FELLOWSHIPS, ENDOWED PROFESSORSHIPS, AND ENDOWED CHAIRS - 1991 BUDGET

Appointments were approved through Agenda or Docket action at prior meetings of the Board of Regents, as follows:

<u>Professorship or Chair and Department or School</u>	<u>Nine Months Academic Rate</u>	<u>Chair or Professorship Appointment</u>	<u>Effective Date</u>
SCHOOL OF ARCHITECTURE			
David Bruton, Jr. Centennial Professor in Urban Design			
1. Kahn, Terry D (RBC 166)	50,100	54,500	1/16
SCHOOL OF NATURAL SCIENCES			
Biological Sciences The J Nalle Gregory Chair in Sedimentary Geology			
2. McBride, Earle F (RBC 163)	70,850	85,850	9/01
SCHOOL OF COMMUNICATION			
Radio-Television-Film The Walter Cronkite Regents Fellow in Communication			
3. Allen, Richard L (RBC 156, 157)	52,500	55,000	1/16
SCHOOL OF PUBLIC AFFAIRS			
The Richard Richardson Chair In Public Affairs			
4. Hobby, William P (RBC 151, 152)	82,408	82,408	1/16

THE UNIVERSITY OF TEXAS AT AUSTIN

U. T. BOARD OF REGENTS' MEETING

APRIL 11, 1991

AMENDMENTS TO THE 1991 OPERATING BUDGET
(continued)

<u>Department, Title, Name</u>	<u>Effective Date</u>	<u>% Time</u>	<u>Full-time Salary</u>		<u>RBC</u>
			<u>No. Mos.</u>	<u>Rate</u>	
<u>AMENDMENTS, PROMOTIONS, AND SALARY INCREASES</u>					
COLLEGE OF ADMINISTRATION AND STUDENT SERVICES					
President For Business Affairs					
Assistant Vice President					
for Business Affairs					
5. Smith, Lee Stanley	1/10	100	12	70,000	150
President For Student Affairs					
Intercollegiate Athletics For Men					
5. Campbell, Earl C					164 165
Special Assistant		100	12	48,569	
Special Assistant	1/01	75	12	80,000	
SCHOOL OF LIBERAL ARTS					
English					
Associate Professor					
7. Woods, Marjorie	1/16	100	09	45,000	155
Biology					
Associate Professor					
3. Gonzalez-Lima, F	1/16	100	09	65,000	158
SCHOOL OF NATURAL SCIENCES					
Physics					
Professor					
1. Wootton, Alan J	9/01	0	09	67,725	154
THE SCHOOL OF LIBRARY & INFO SCIENCE					
Dean And Professor					
1. Sheldon, Brooke E	1/01	100	12	95,000	148 149

U. T. BOARD OF REGENTS' MEETING

April 11, 1991

AMENDMENTS TO THE 1991 OPERATING BUDGET
(Continued)

TRANSFERS OF FUNDS

RBC

GENERAL ADMINISTRATION AND STUDENT SERVICES
Office of the President for Business Affairs

Amount of Transfer: \$300,000 153

From: Office of the President-Special Equipment and Operations

To: Special Equipment

Transfer funds for equipment purchases.

PRESIDENT AND DEAN OF GRADUATE STUDIES

Amount of Transfer: \$750,000 160

From: Office of the President-Special Graduate Fellowships

To: Computer Sciences/Electrical Engineering Graduate Fellowships

To provide funds for 1990-91 graduate fellowship commitments in
Computer Sciences and Electrical and Computer Engineering.

SCHOOL OF LIBERAL ARTS
Various Departments

Amount of Transfer: \$795,191 161

From: Office of the President-Unallocated Teaching Salaries

To: Economics Faculty Salaries (\$91,942), English Faculty
Salaries (\$347,290), Oriental and African Languages and
Literature Faculty Salaries (\$101,128), Spanish and
Portuguese Faculty Salaries (\$254,831)

To return \$102,326 from lapsed salaries and provide \$692,865
in supplemental funds for Spring 1991 appointments.

SCHOOL OF ENGINEERING
Office of the Dean

Amount of Transfer: \$195,931 162

From: Office of the President-Repair Projects

To: Texas Space Grant Program Office-Administrative and
Professional Salaries (\$58,442), Classified Personnel
(\$52,489), Maintenance and Operation (\$85,000)

To establish 1990-91 budget for the Texas Space Grant Program
Office in accordance with an agreement between The University
of Texas at Austin and Texas A&M University.

U. T. BOARD OF REGENTS' MEETING

April 11, 1991

AMENDMENTS TO THE 1991 OPERATING BUDGET
(Continued)

SFERS OF FUNDS

RBC

LIARY ENTERPRISES

tercollegiate Athletics for Men

. Amount of Transfer: \$200,000

159

From: Other Expense

To: Disch-Falk Renovation

To fund Disch-Falk fence painting and renovation costs.

THE UNIVERSITY OF TEXAS AT DALLAS

February 27, 1991

James P. Duncan
Executive Vice Chancellor
for Academic Affairs
University of Texas System
Colorado Street
Austin, Texas 78701


From: System Budget Office

To: Dr. Duncan:

The docket for the April 11, 1991 meeting of the Board of Regents is submitted for your recommendation and presentation to the Board.

I recommend approval.

Sincerely,


~~all~~ Robert H. Rutford
President

rlc

THE UNIVERSITY OF TEXAS AT DALLAS

U. T. BOARD OF REGENTS' MEETING

APRIL 11, 1991

TABLE OF CONTENTS

	<u>Page No.</u>
Gifts from Private Donors and Foundations	D-3
Business Contracts for Services	D-4
Funds Coming In Funds Going Out	
Standard Easements	D-5
Trademark License Agreements	D-6
Contracts and Grants for Research, Development, Clinical and Educational Services	
All Others	D-7
Endowed Chairs and Named Professorships (Non-Initial, Non-Budgeted Appointments)	D-8

THE UNIVERSITY OF TEXAS AT DALLAS

U. T. BOARD OF REGENTS' MEETING

APRIL 11, 1991

GIFTS FROM PRIVATE DONORS AND FOUNDATIONS

The following gifts have been received and are recommended for acceptance by the U. T. Board of Regents:

<u>Donor</u>	<u>Purpose</u>	<u>Amount</u>
1. Anonymous	Campaign to Make History	\$ 500,000.00
2. David Bruton Jr. Charitable Trust Daniel J. Kelly NCNB Texas 901 Main Street P.O. Box 831000 Dallas, Texas 75283-1000	Bruton Center for Development Studies	100,000.00
3. Hoblitzelle Foundation Mr. Paul W. Harris Executive Vice President 5956 Sherry Lane, Suite 901 Dallas, Texas 75225-6522	Campaign to Make History	100,000.00
4. The Meadows Foundation, Inc. Sally R. Lancaster, Ph.D. Executive Vice President and Grants Administrator 2922 Swiss Avenue Dallas, Texas 75204	Campaign to Make History	250,000.00
5. Rockwell International Corp. Kent M. Black Executive Vice President and Chief Operating Officer P. O. Box 568842 Dallas, Texas 75356-8842	Erik Jonsson School of Engineering and Computer Science	75,000.00
5. Texas Instruments, Inc. Samuel W. Webster, Jr. Manager, Educational Affairs P. O. Box 660425 Dallas, Texas 75226	Erik Jonsson School of Engineering and Computer Science	120,885.00*

The following nonmonetary gift has also been received:

7. Robert Gleichenhaus 7602 Vinewood Court San Antonio, Texas 78209	Wineburgh Philatelic Research Library	49,812.89* ***
---	--	-------------------

*No letter of transmittal from the donor

***Noncash gift - other. The amount stated is the estimated value on the date of receipt by the institution.

U. T. BOARD OF REGENTS' MEETING

APRIL 11, 1991

BUSINESS CONTRACTS FOR SERVICES

(FUNDS COMING IN)

The following contracts have been awarded, have been administratively approved by the appropriate Executive Vice Chancellor, and are recommended for ratification by the U. T. Board of Regents:

1. Agency: Peter A. DeLisle, a sole proprietor
DBA Ananda
Funds: \$1,446.48
Period: January 1, 1990 through December 31, 1990
Title/Description: Lease approximately 263 square feet in Advanced Technology Innovation Center
2. Agency: Delta Med Corporation
A Delaware Corporation
Funds: \$20,019.96
Period: January 1, 1991 through June 30, 1991
Title/Description: Lease approximately 7,280 square feet in Advanced Technology Innovation Center
3. Agency: Direct Communications Inc.
An Oklahoma Corporation
Funds: \$4,785.00
Period: December 1, 1990 through May 31, 1991
Title/Description: Lease approximately 1,740 square feet in Advanced Technology Innovation Center
4. Agency: Morrison Incorporated
Funds: per contract
Period: January 1, 1991 through December 31, 1992
Title/Description: To extend and amend the current agreement to provide food service management, and to renovate and upgrade the campus food service operation
5. Agency: Xerox Corporation
Funds: per contract
Period: December 1, 1990 through November 30, 1991
Title/Description: To extend current agreement to equip, operate, and staff a copy center facility in the McDermott Library

U. T. BOARD OF REGENTS' MEETING

APRIL 11, 1991

STANDARD EASEMENTS

The following easement has been approved by the Office of General Counsel and is recommended for approval by the U. T. Board of Regents:

- 1. Grantee: Southwestern Bell Telephone Company
- Location: Collin County, Texas, a part of the J. C. Campbell Survey, Abstract No. 241
- Funds: \$10.00
- Date: January 14, 1991, until relinquished or abandoned
- Description: Commencing at the intersection of the east line of Floyd Road with the north line of Brandy Station thence Northerly 106.98 feet along a curve, thence Northwest 120.52 feet, thence Northwest 38.43 feet, thence Southwest 10 feet, thence Northwest 15.77 feet, thence Northeast 15.02 feet, thence Southeast 53.90 feet, thence Southerly 5.02 feet along a curve to the point of beginning.

APRIL 11, 1991

TRADEMARK LICENSE AGREEMENTS

The following agreement has been awarded and is recommended for approval by the U. T. Board of Regents. All product approvals are in accordance with paragraphs 10.1(C) and (D) and 11.1 of the Trademark Agreement.

L. Licensee:	Winning Ways, Inc. d/b/a Gear for Sports. Lenexa, Kansas 66219
Fee-Royalty:	\$100, 7% of Gross Sales
Period:	November 1, 1990 through December 31, 1992
Description:	Wearing Apparel, which includes all types of Clothing

U. T. BOARD OF REGENTS' MEETING

APRIL 11, 1991

CONTRACTS AND GRANTS FOR RESEARCH, DEVELOPMENT, CLINICAL AND EDUCATIONAL SERVICES

Since the Docket for the previous meeting of the U. T. Board of Regents, the following activity has taken place with regard to Contracts and Grants for Research, Development, Clinical and Educational Services:

FUNDS COMING IN

- I. Non-Governmental, State and Local Government and Federal Government Contracts and Grants
 - a. 1991 D 16-31 Number of Initial Grant and Contract Awards
 \$ \$537,657.75 Value of Awards
 - b. 1991 D 32-46 Number of Fiscal Amendments to Grant and Contract Awards (Increasing or Decreasing by \$10,000)
 \$ \$1,239,483 Total of Increased Funding
 \$ None Total of Reduced Funding

FUNDS GOING OUT

- II. Non-Governmental, State and Local Government and Federal Government Contracts and Grants
 - a. 1991 D 47 Number of Initial Grant and Contract Awards
 \$ \$ 5,000 Value of Awards
 - b. 1991 D Number of Fiscal Amendments to Grant and Contract Awards (Increasing or Decreasing by \$10,000)
 \$ Total of Increased Funding
 \$ None Total of Reduced Funding

APRIL 11, 1991

ENDOWED CHAIRS AND NAMED PROFESSORSHIPS
1991 NON-INITIAL, NON-BUDGETED APPOINTMENTS*

1. College: School of Social Sciences
Position: Lloyd Viel Berkner Professorship
Appointee/Title: Brian J. L. Berry
Department: Social Sciences
Person Being Replaced: Vacant
Effective Date: December 18, 1990

*Personnel and Payroll information will be included in "Amendments to the 1990-91 Operating Budget" as appropriate in this or subsequent dockets.

THE UNIVERSITY OF TEXAS AT EL PASO

March 5, 1991

James P. Duncan
Deputy Vice Chancellor
Academic Affairs
University of Texas System
Colorado Street
El Paso, Texas 79701

cc: System Budget Office

Dr. Duncan:

The docket for the April 11, 1991 meeting of the Board of Regents is submitted with your recommendation and presentation to the Board.

I recommend approval.

Sincerely,



Diana Natalicio
President

.da

TABLE OF CONTENTS

	<u>Page No.</u>
Gifts from Private Donors and Foundations	EP- 3
Business Contracts for Services	EP- 4
Funds Coming In	
Funds Going Out	
Construction Contracts of \$300,000 or Less	
Standard Affiliation Agreements	EP-6
Trademark License Agreements	EP-7
Contracts and Grants for Research, Development, Clinical and Educational Services	
All Others	EP-10
Amendments to the 1991 Budget	EP-11
(including faculty and staff appointments and changes in status and transfers of funds within existing budget totals)	

U. T. BOARD OF REGENTS' MEETING

APRIL 11, 1991

GIFTS FROM PRIVATE DONORS AND FOUNDATIONS

following gifts have been received and are recommended for acceptance by the U. T. Board of Regents:

<u>Donor</u>	<u>Purpose</u>	<u>Amount</u>
Rho Sigma Tau Fraternity c/o Mr. Sanford Cox, Jr. Attorney at Law 6006 North Mesa, Suite 220 El Paso, Texas 79912	For the Rho Sigma Tau Robert L. Schumaker Endowed Professorship in Physics.	\$ 80,000.00*

following nonmonetary gifts have also been received:

Tektronix, Inc. 1258 Ortiz Drive, S.E. Albuquerque, N.M. 87108	Equipment for the Department of Elec- trical Engineering and Computer Science.	39,640.00* ***
---	---	-------------------

* No letter of transmittal from the donor

** Noncash gift other. The amount stated is the estimated value on the date of receipt by the institution.

U. T. BOARD OF REGENTS' MEETING

APRIL 11, 1991

BUSINESS CONTRACTS FOR SERVICES

(FUNDS COMING IN)

following contracts have been awarded, have been administratively approved by the appropriate Executive Vice Chancellor, and are recommended for ratification by the U. T. Board of Regents:

Agency: Sara Care Child Care Center, Inc.
 Funds: As Per Amendment No. Two and Contract
 Period: January 22, 1991 through August 31, 1991
 Title/Description: Amendment to original contract adding items 8. through 13. which will provide child care for children six months to two year of age for students, staff, and faculty of UTEP.

Agency: Marriott Corporation
 Funds: As Per Contract
 Period: January 2, 1990 through January 1, 1995
 Title/Description: University grants Marriott the exclusive right to operate the University Concession Services.

Agency: Lisenda Texas, Inc. for and on behalf of the
 Brazilian Program of Crestline School
 Funds: As Per Contract
 Period: January 5, 1991 through January 26, 1991
 Title/Description: To provide a group of prospective students from Brazil an educational program and access to University facilities.

(FUNDS GOING OUT)

Agency: Pete Chavez, Jr.
 Funds: As Per Lease Agreement
 Period: February 1, 1991 through August 31, 1993
 Title/Description: Lease Agreement for building located at 14600 Montana Avenue, El Paso, County, El Paso, Texas.

Agency: Acme Environmental Systems
 Funds: \$176,280.33
 Period: January 4, 1991 through March 15, 1991
 Title/Description: Contractor to complete asbestos abatement of Burges Hall.

Agency: Sun City Analytical
 Funds: \$7,900
 Period: February 13, 1991 through March 13, 1991
 Title/Description: Amendment No. One to Burges Hall Asbestos Abatement Project to provide plans, specifications, air monitoring and project management for the abatement of asbestos in the Press Box and Captain's Club at the Sun Bowl Stadium.

Agency: Secure Data Corporation
 Funds: \$139,500
 Period: January 15, 1991 through October 15, 1991
 Title/Description: To provide services related to the University's data processing/telecommunications functions.

THE UNIVERSITY OF TEXAS AT EL PASO

U. T. BOARD OF REGENTS' MEETING

APRIL 11, 1991

BUSINESS CONTRACTS FOR SERVICES

(FUNDS GOING OUT)

Agency: Carroll, DuSang and Rand
 Funds: \$8,000 (Estimate)
 Period: December 11, 1990 through Completion of Project
 Title/Description: For a complete visual inspection of the total structure of Sun Bowl Stadium, including the Press Box and the stadium lighting poles to determine the overall condition and extent of deficiencies.

MAJOR CONSTRUCTION PROJECTS, as authorized by U. T. Board of Regents' Rules and Regulations, Part Two, Chapter VIII, Section 2 (Projects previously approved by the Board of Regents and/or those for Minor Repair and Remodeling for \$300,000.00 or less.)

Contractor: High Point Electric
 Amount: Orig. Amt.: \$199,900.00
 Incr. Amt.: 28,583.11
 \$228,483.11

Source of Funds: Permanent University Funds
 Date of Contract: July 3, 1990
 Estimated Completion Date: April 1, 1991
 Project Title: Fire Alarms General Campus
 Brief Description: Install new alarm systems in five (5) buildings and tie all existing alarm systems to central remote printer located at the Campus Police Station.

Contractor: Acme Environmental Systems
 Amount: Orig. Amt.: \$176,280.33
 Incr. Amt.: 5,000.00
 \$181,280.33

Source of Funds: 683-95-560-70
 Date of Contract: January 30, 1991
 Estimated Completion Date: March 15, 1991
 Project Title: Burges Hall Asbestos Abatement Project
 Brief Description: Burges Hall Third Floor asbestos spray on removal to be done in accordance with removal procedures in the specifications provided by Sun City Analytical.

THE UNIVERSITY OF TEXAS AT EL PASO

U. T. BOARD OF REGENTS' MEETING

APRIL 11, 1991

STANDARD AFFILIATION AGREEMENTS

agreements recommended for approval by the U. T. Board of Regents are based on the original agreement adopted on December 16, 1977.

- Facility: Ysleta Independent School District
9600 Sims Drive
El Paso, Texas
- Date: February 4, 1991
- Purpose: To provide social work related educational experiences for students and parents.
- Facility: El Paso State Center (Local Office of the Texas
Department of Mental Health and Mental Retardation)
P.O. Box 20019
El Paso, Texas
- Date: February 7, 1991
- Purpose: To provide Counseling, Diagnostics and Special related educational experiences for UT-El Paso students.
- Facility: Fabens Independent School District
P.O. Box 697
Fabens, Texas
- Date: February 7, 1991
- Purpose: To provide Counseling, Diagnostics and Special Education related educational experiences for UT-El Paso students.
- Facility: Army Community Service
Building 50
Slater Road, Fort Bliss, Texas
- Date: February 7, 1991
- Purpose: to provide social work related educational experiences for UT-El Paso students.
- Facility: El Paso County Juvenile Probation Department
6400 Delta Drive
El Paso, Texas
- Date: February 12, 1991
- Purpose: To provide Counseling, Diagnostics, Special Education, Research and Evaluation related educational experiences for UT-El Paso students.
- Facility: Socorro Independent School District
12300 Eastlake Drive
El Paso, Texas
- Date: February 12, 1991
- Purpose: To provide social work related educational experiences for UT-El Paso students.

THE UNIVERSITY OF TEXAS AT EL PASO

U. T. BOARD OF REGENTS' MEETING

APRIL 11, 1991

TRADEMARK LICENSE AGREEMENTS

The following agreements have been awarded and are recommended for approval by the U. T. Board of Regents. All product approvals are in accordance with Paragraphs 10.1(C) and (D) and 11.1 of the Trademark Agreement.

- . Licensee: Commercial Screen Printing Corp.
d/b/a/ CSI
11201 Armour, No. A-2
El Paso, Texas 79936
Fee-Royalty: \$100, Category A:7%; Category B:6%
Period: January 1, 1991 through December 31, 1993
Description: Category A: Wearing apparel, which includes all types of clothing, footwear, hats/caps and hosiery; Category B: Novelties/Collectibles and paper products.
- . Licensee: Velva-Sheen Manufacturing Co.
3860 Virginia Avenue
Cincinnati, Ohio 45227
Fee-Royalty: \$50.00, 7%
Period: January 1, 1988 through December 31, 1993
Description: Wearing apparel, including but not limited to shirts.
- . Licensee: Pittsburgh Souvenir & Novelty Co.
533 Woodland Road
Pittsburgh, Pennsylvania 15237
Fee-Royalty: \$50.00, 6%
Period: January 1, 1991 through December 31, 1993
Description: Novelties/collectibles, which includes but is not limited to stadium seats/cushions and #1 spirit hand novelty (of polyethylene).
- . Licensee: Creative Impressions, Inc./Metro Graphics
4488 Titanic
El Paso, Texas 79904
Fee-Royalty: \$100.00, Category A: 7%; Category B: 6%
Period: January 1, 1991 through December 31, 1993
Description: Category A: Wearing apparel, which includes all types of clothing, hats/caps, footwear and hosiery; Category B: novelties/collectibles and sports related accessories which includes towels and other products.
- . Licensee: Third Street Sportswear Mfg., Inc.
1106 South 3rd Street
Ozark, Missouri 65721
Fee-Royalty: \$100.00, 7%
Period: January 1, 1991 through December 31, 1993
Description: Wearing apparel which includes clothing for infants, toddlers and preteens.
- . Licensee: Gulf Coast Sportswear, Inc.
301 Commerce
Clute, Texas 75566
Fee-Royalty: \$100.00, 7%
Period: January 1, 1991 through December 31, 1993
Description: Wearing apparel, which includes all types of clothing and caps.

U. T. BOARD OF REGENTS' MEETING

APRIL 11, 1991

TRADEMARK LICENSE AGREEMENTS

- . Licensee: Dodger Industries, Inc.
1702 21st Street
Eldora, Iowa 50627
- Fee-Royalty: \$100.00, 7%
Period: January 1, 1991 through December 31, 1993
Description: Wearing apparel, which includes all types of clothing, hats/caps, footwear and hosiery.
- . Licensee: Tri-Tex Corporation
2133 Central Parkway
Cincinnati, Ohio 45214
- Fee-Royalty: \$100.00, 7%
Period: January 1, 1991 through December 31, 1993
Description: Wearing apparel, which includes all types of clothing.
- . Licensee: Henry Silverman Jewelers, Inc.
12300 Ford Road, Suite 360, L.B. 75
Dallas, Texas 75234
- Fee-Royalty: \$50.00, 6%
Period: January 1, 1990 through December 31, 1993
Description: Rings and other emblematic jewelry.
0. Licensee: Nasco, Inc.
27 North Main Street
Springfield, Tennessee 37172
- Fee-Royalty: \$100.00, Category A: 7%; Category B: 6%
Period: January 1, 1991 through December 31, 1993
Description: Category A: Wearing apparel, which includes all types of clothing, footwear, hats, caps and hosiery; Category B: novelties/collectibles and sports related accessories; which includes but is not limited to mugs, litter baskets, tumblers, cushions and various types of bags.
1. Licensee: Uphill Down USA, Inc.
79 West 4500 South Street
Salt Lake City, Utah 84121
- Fee-Royalty: \$50.00, 6%
Period: January 1, 1991 through December 31, 1993
Description: Backpacks, various sport bags, stadium seats/cushions and other sports related accessories.
2. Licensee: Whirley Industries, Inc.
618 Fourth Avenue
Warren, Pennsylvania 16365
- Fee-Royalty: \$50.00, 6%
Period: January 1, 1991 through December 31, 1993
Description: Plastic mugs and cups.
3. Licensee: Sports Products of America, Inc.
Roane County Industrial Park
Harriman, Tennessee 37748
- Fee-Royalty: \$100.00, 7%
Period: January 1, 1991 through December 31, 1993
Description: Wearing apparel which includes shirts of various styles.

THE UNIVERSITY OF TEXAS AT EL PASO

U. T. BOARD OF REGENTS' MEETING

APRIL 11, 1991

TRADEMARK LICENSE AGREEMENTS

4. Licensee: Windless, Incorporated
201 Cayuga Avenue
Altoona, Pennsylvania 16603
- Fee-Royalty: \$100.00, 7%
- Period: January 1, 1991 through December 31, 1993
- Description: Wearing apparel which includes all types of clothing.

U. T. BOARD OF REGENTS' MEETING

APRIL 11, 1991

CONTRACTS AND GRANTS FOR RESEARCH, DEVELOPMENT, CLINICAL AND EDUCATIONAL SERVICES

Since the Docket for the previous meeting of the U. T. Board of Regents, the following activity has taken place with regard to Contracts and Grants for Research, Development, Clinical and Educational Services:

(FUNDS COMING IN)

. Non-Governmental, State and Local Government and Federal Government Contracts and Grants

a.	<u>1991 EP 29-55</u> <u>\$ 910,163.14</u>	Number of Initial Grant and Contract Awards Value of Awards
b.	<u>1991 EP 56-58</u> <u>\$ 105,511.00</u> <u>\$ None</u>	Number of Fiscal Amendments to Grant and Contract Awards (Increasing or Decreasing by \$10,000) Total of Increased Funding Total of Reduced Funding

(FUNDS GOING OUT)

I. Non-Governmental, State and Local Government and Federal Government Contracts and Grants

a.	<u>None</u> <u>\$ None</u>	Number of Initial Grant and Contract Awards Value of Awards
b.	<u>None</u> <u>\$ None</u> <u>\$ None</u>	Number of Fiscal Amendments to Grant and Contract Awards (Increasing or Decreasing by \$10,000) Total of Increased Funding Total of Reduced Funding

THE UNIVERSITY OF TEXAS AT EL PASO

U. T. BOARD OF REGENTS' MEETING

APRIL 11, 1991

AMENDMENTS TO THE 1991 BUDGET

The term "rate" for academic institutions is the full-time nine-month base rate and for health institutions is the full-time twelve month base rate; for all other personnel it is the full-time rate, the appointee receiving a proportionate amount depending upon the fraction of time for which he is appointed and the period of his appointment. Source of funds for payment of salaries, unless otherwise shown, is the departmental salaries account.

<u>Item, Department, Title, Name</u>	<u>Effective Date</u>	<u>% Time</u>	<u>Full-time Salary</u>		<u>RBC</u>
			<u>No. Mos.</u>	<u>Rate</u>	
<u>APPOINTMENTS, PROMOTIONS, AND SALARY INCREASES</u>					
RESIDENT INSTRUCTION SUMMARY					
COLLEGE OF BUSINESS ADMINISTRATION					
Accounting					
Assistant Professor					
1. Sharron R. Hoffmans (Tenure)					29
From: Assistant Professor		100	9	\$36,367	
To: Assistant Professor	1/16	100	9	38,367	
COLLEGE OF ENGINEERING and SERVICE DEPARTMENTS					
Management and Computer Center					
Director and Assistant Professor					
2. John W. Starner (Non-Tenure)					27
From: Director		75	12	\$61,042	
Assistant Professor		25	9	41,612	
Director		100	12	61,042	
To: Assistant Professor	1/16	67	9	45,000	
Director	1/16	33	12	61,042	
COLLEGE OF NURSING AND ALLIED HEALTH					
Nursing Office and Office of the Dean					
Professor and Dean					
3. Patricia T. Castiglia (Tenure)					28
From: Professor		33	9	\$59,084	
Dean		67	12	78,000	
Dean		100	12	78,000	
To: Professor	1/16	33	9	61,084	
Dean	1/16	67	12	82,439	
Dean	6/1	100	12	82,439	

APRIL 11, 1991

AMENDMENTS TO THE 1991 BUDGET
(Continued)

TRANSFERS OF FUNDS

RBC

AUXILIARY SERVICES

24

4. Union Food Services

INCREASE
(DECREASE)

From: Income Accounts

Food Service Sales-Food	\$ 74,000
Food Service Sales-Beverages	2,500
Food Service Sales-Employees	(6,000)
Food Cash Sales-Commons	35,000
Group Plan Sales-Commons	20,000
Meal Program Sales-Commons	(9,000)
Campus Concessions Sales-Stadium Seats	1,500
Campus Concession Sales-Food	(500,000)
Campus Concession-Souvenirs	(6,500)
Printing-Sales	3,000
Printing-Commissions	5,000
Sundries-Sales	<u>(28,000)</u>

Total

\$ 408,500

INCREASE
(DECREASE)

To: Expense Accounts

Food Service-Food Service Administration-Longevity Salaries	158.40
Food Service-Food Service Administration-Wages	2,850.00
Food Service-Food Service Administration-Staff Benefits	640.00
Food Service-Food Operation-Salaries	9,918.00
Food Service-Food Operation-Longevity Salaries	120.00
Food Service-Food Operation-Value of Employee Meals	650.00
Food Service-Food Operation-Wages	22,966.60
Food Service-Food Operation-Student Wages	8,806.00
Food Service-Food Operation-Purchases-Merchandise-Food	30,300.00
Food Service-Food Operation-Purchases-Merchandise-Beverages	874.00
Food Service-Food Operation-Beverage Permits and Taxes	930.00
Food Service-Food Operation-Beverages Sales Taxes	30.00
Food Service-Food Operation-Value of Hrly Emp Meals	(5,162.00)
Food Service-Food Operation-Staff Benefits	(444.00)
Food Service-Sundries Operation-Wages	(1,640.00)
Food Service-Sundries Operation-Maintenance and Operation	(2,500.00)
Food Service-Sundries Operation-Purchase-Merchandise-Sundries	(20,120.00)
Food Service-Sundries Operation-Staff Benefits	(146.00)
Food Service-Sundries Operation-Student Wages	1,350.00
Food Service-Commons Operations-Student Wages	3,025.00
Food Service-Commons Operations-Value of Hrly Emp Meals	(2,446.00)
Food Service-Commons Operations-Purchase-Merchandise-Food	19,320.00
Food Service-Commons Operations-Longevity Salaries	240.00
Food Service-Commons Operations-Wages	16,590.00
Food Service-Commons Operations-Staff Benefits	(8,653.00)
Food Service-Campus Concessions-Salaries	(36,132.00)
Food Service-Campus Concessions-Longevity Salaries	(480.00)
Food Service-Campus Concessions-Wages	(21,800.00)
Food Service-Campus Concessions-Value of Employee Meals	(1,300.00)

THE UNIVERSITY OF TEXAS AT EL PASO

U. T. BOARD OF REGENTS' MEETING

APRIL 11, 1991

AMENDMENTS TO THE 1991 BUDGET
(Continued)

<u>TRANSFERS OF FUNDS</u>	INCREASE (DECREASE)
Food Service-Campus Concessions-Purchase-Merchandise-Food	(115,000.00)
Food Service-Campus Concessions-Purchase-Merchandise-Souvenirs	(3,640.00)
Food Service-Campus Concessions-Maintenance and Operation	(8,000.00)
Food Service-Campus Concessions-Security	(1,500.00)
Food Service-Campus Concessions-Sales Commissions	(73,500.00)
Food Service-Campus Concessions-Other Commissions	(1,250.00)
Food Service-Campus Concessions-Travel	(1,000.00)
Food Service-Campus Concessions-Staff Benefits	(26,040.00)
Food Service-Vending Operation-Staff Benefits	(314.00)
Food Service-Vending Operation-Salaries	9,918.00
Food Service-Vending Operation-Longevity Salaries	120.00
Food Service-Vending Operation-Wages	5,349.00
Food Service-Vending Operation-Purchases-Merchandise-Food Balance	<u>1,800.00</u> (213,388.00)
Total	<u>(\$408,500.00)</u>

to increase Union Food Service Budget to reflect increased activity.

AUXILIARY SERVICES

5. The Union

26

From: Income Accounts

	INCREASE (DECREASE)
Union Services-Student Union Fees	\$18,000.00
Union Services-Poster Shop	(400.00)
Union Services-Recreation Room Sales	900.00
Union Dinner Theater-Other Income	12,419.00
Housing Services-Rent-Residence Halls	(26,490.00)
Housing Services-Rent-Student Family Apartments	3,600.00
Housing Services-Guest Housing	30,000.00
Housing Services-Miscellaneous Income	5,000.00
University Bookstore Sales	500,000.00
University Bookstore Other Income	<u>5,000.00</u>
Total	<u>\$ 548,029.00</u>

To: Expense Accounts

	INCREASE (DECREASE)
Office of the Union Director-Wages	\$ 2,880.00
Office of the Union Director-Maintenance and Operation	(100.00)
Office of the Union Director-Longevity Salaries	100.00
Office of the Union Director-Staff Benefits	2,029.00
Building Services-Salaries	(5,821.00)
Building Services-Wages	3,941.00
Building Services-Utilities	5,079.00
Building Services-Maintenance and Operation	11,150.00
Building Services-Longevity Salaries	(2,000.00)
Building Services-Staff Benefits	272.00
Programs Office-Longevity Salaries	72.00
Programs Office-Maintenance and Operation	(72.00)
Poster Shop-Wages	(246.00)
Poster Shop-Staff Benefits	(32.00)

THE UNIVERSITY OF TEXAS AT EL PASO

1742

U. T. BOARD OF REGENTS' MEETING

APRIL 11, 1991

AMENDMENTS TO THE 1991 BUDGET
(Continued)

<u>TRANSFERS OF FUNDS</u>	INCREASE (DECREASE)
Poster Shop-Purchases-Material	(300.00)
Recreation Center-Wages	1,154.00
Recreation Center-Staff Benefits	394.00
Union Dinner Theater-Wages	1,742.00
Union Dinner Theater-Maintenance and Operation	2,715.00
Union Dinner Theater-All Other Expenses	8,458.00
Union Dinner Theater-Travel	(1,000.00)
Union Dinner Theater-Staff Benefits	504.00
Using Administration-Administrative & General-Salaries	(1,044.00)
Using Administration-Administrative & General-Longevity Salaries	(288.00)
Using Administration-Administrative & General-Wages	1,636.00
Using Administration-Administrative & General-Other Operating Expenses	1,360.00
Using Administration-Administrative & General-Staff Benefits	262.00
Residence Halls-Administrative & General-Salaries	(8,535.00)
Residence Halls-Administrative & General-Wages	4,704.00
Residence Halls-Administrative & General-Telephone	3,766.00
Residence Halls-Administrative & General-Resident Assistant Meals	2,900.00
Residence Halls-Administrative & General-Staff Benefits	(5,405.00)
Residence Halls-Building Maintenance & Operation-Salaries	(885.00)
Residence Halls-Building Maintenance & Operation-Wages	3,085.00
Residence Halls-Building Maintenance & Operation-Utilities	2,360.00
Residence Halls-Building Maintenance & Operation-Maintenance & Operation	1,500.00
Residence Halls-Building Maintenance & Operation-Staff Benefits	1,181.00
Student Family Apartments-Building Maintenance & Operation-Salaries	(783.00)
Student Family Apartments-Building Maintenance & Operation-Utilities	1,305.00
Student Family Apartments-Building Maintenance & Operation-Building Maintenance & Operation	1,000.00
Student Family Apartments-Building Maintenance & Operation-Staff Benefits	95.00
Commons-Building Maintenance & Operation-Utilities	1,030.00
Commons-Building Maintenance & Operation-Balance	2,866.00
University Bookstore-Wages	6,000.00
University Bookstore-Purchases-Merchandise	379,200.00
University Bookstore-Service Charge Expenses	4,000.00
University Bookstore-Balance	<u>115,800.00</u>
 Total	 <u>\$ 548,029.00</u>

to Increase the Union Services Budget to reflect increased activity.

INTEREST ON RESTRICTED FUNDS	25
6. From: Interest on Restricted Funds	<u>\$108,000</u>
To: Unappropriated Balance/Unexpended Plant Funds	<u>\$108,000</u>
To fund health and safety projects.	

March 5, 1991

Dr. James P. Duncan
Executive Vice Chancellor
for Academic Affairs
The University of Texas System
601 Colorado Street
Austin, Texas 78701

Attn: System Budget Office

Dear Dr. Duncan:

The docket for the April 11, 1991 meeting of the Board of Regents is submitted for your recommendation and presentation to the Board.

I recommend approval.

Sincerely,



Miguel A. Nevarez
President

MAN:mls

TABLE OF CONTENTS

	<u>Page No.</u>
Business Contracts for Services	PA- 3
Funds Coming In	
Funds Going Out	
Construction Contracts of \$300,000 or Less	
Standard Affiliation Agreements	PA- 4
Software License Agreements.	PA- 9
Contracts and Grants for Research, Development, Clinical and Educational Services	
All Others	PA-10
Amendments to the 1991 Budget	PA-11
(including faculty and staff appointments and changes in status and transfers of funds within existing budget totals)	

U. T. BOARD OF REGENTS' MEETING

APRIL 11, 1991

BUSINESS CONTRACTS FOR SERVICES

(FUNDS GOING OUT)

The following contracts have been awarded, have been administratively approved by the appropriate Executive Vice Chancellor, and are recommended for ratification by the U. T. Board of Regents:

1. Agency: Asbestos Abatement Association
Funds: Fixed price of \$50,306.00 and a total price not to exceed \$21,760.00 for sample tests as specified in contract
Period: January 18, 1991 through June 18, 1991
Title/Description: Asbestos survey for 46 buildings

THE UNIVERSITY OF TEXAS - PAN AMERICAN

U. T. BOARD OF REGENTS' MEETING

APRIL 11, 1991

STANDARD AFFILIATION AGREEMENTS

The agreements recommended for approval by the U. T. Board of Regents are based on the model agreement adopted on April 12, 1990.

1. Facility: AMI Nacogdoches Medical Center Hospital
Nacogdoches, Texas
Date: January 1, 1991
Purpose: To provide a clinical setting in physical therapy for work related educational experience for The University of Texas-Pan American students
2. Facility: Amigos del Valle, Inc.
McAllen, Texas
Date: January 1, 1991
Purpose: To provide a clinical setting in allied health and nursing for work related educational experience for The University of Texas-Pan American students
3. Facility: Brownsville Community Health Center
Brownsville, Texas
Date: January 1, 1991
Purpose: To provide a clinical setting in allied health and nursing for work related educational experience for The University of Texas-Pan American students
4. Facility: Brownsville Society for Crippled Children Inc.
Brownsville, Texas
Date: January 23, 1991
Purpose: To provide a clinical setting in allied health and nursing for work related educational experience for The University of Texas-Pan American students
5. Facility: Charter Palms Hospital
McAllen, Texas
Date: January 1, 1991
Purpose: To provide a clinical setting in allied health and nursing for work related educational experience for The University of Texas-Pan American students
6. Facility: Colonial Manor
McAllen, Texas
Date: January 1, 1991
Purpose: To provide a clinical setting in physical therapy for work related educational experience for The University of Texas-Pan American students
7. Facility: Daughters of Charity Health Services of Austin
Austin, Texas
Date: January 1, 1991
Purpose: To provide a clinical setting in physical therapy for work related educational experience for The University of Texas-Pan American students
8. Facility: Davis Physical Therapy, Inc.
Corpus Christi, Texas
Date: January 9, 1991
Purpose: To provide a clinical setting in physical therapy for work related educational experience for The University of Texas-Pan American students

U. T. BOARD OF REGENTS' MEETING

APRIL 11, 1991

STANDARD AFFILIATION AGREEMENTS

CONT'D

9. Facility: First United Methodist Church Infant Nutrition Program
Date: Brownsville, Texas
Purpose: To provide a clinical setting in allied health and nursing for work related educational experience for The University of Texas-Pan American students
10. Facility: Fort Worth Back Institute
Date: Fort Worth, Texas
Purpose: January 2, 1991
To provide a clinical setting in physical therapy for work related educational experience for The University of Texas-Pan American students
11. Facility: Harlingen Good Samaritan Nursing Home
Date: Harlingen, Texas
Purpose: January 1, 1991
To provide a clinical setting in allied health and nursing for work related educational experience for The University of Texas-Pan American students
12. Facility: Health Success Physical Therapy Reconditioning Center
Date: Harlingen, Texas
Purpose: January 1, 1991
To provide a clinical setting in physical therapy for work related educational experience for The University of Texas-Pan American students
13. Facility: Mercy Regional Medical Center
Date: Laredo, Texas
Purpose: January 1, 1991
To provide a clinical setting in allied health and nursing for work related educational experience for The University of Texas-Pan American students
14. Facility: Mercy Regional Medical Center
Date: Laredo, Texas
Purpose: January 1, 1991
To provide a clinical setting in physical therapy for work related educational experience for The University of Texas-Pan American students
15. Facility: Mission Hospital
Date: Mission, Texas
Purpose: January 1, 1991
To provide a clinical setting in allied health and nursing for work related educational experience for The University of Texas-Pan American students
16. Facility: Mission Hospital
Date: Mission, Texas
Purpose: January 1, 1991
To provide a clinical setting in physical therapy for work related educational experience for The University of Texas-Pan American students

U. T. BOARD OF REGENTS' MEETING

APRIL 11, 1991

STANDARD AFFILIATION AGREEMENTS

CONT'D

17. Facility: Mission Consolidated Independent School District
Mission, Texas
Date: January 1, 1991
Purpose: To provide a clinical setting in allied health and nursing for work related educational experience for The University of Texas-Pan American students
18. Facility: Ortho Sports, Inc.
McAllen, Texas
Date: January 1, 1991
Purpose: To provide a clinical setting in physical therapy for work related educational experience for The University of Texas-Pan American students
19. Facility: Rio Grande Regional Hospital
McAllen, Texas
Date: January 1, 1991
Purpose: To provide a clinical setting in allied health and nursing for work related educational experience for The University of Texas-Pan American students
20. Facility: Rio Grande Regional Hospital
McAllen, Texas
Date: January 1, 1991
Purpose: To provide a clinical setting in physical therapy for work related educational experience for The University of Texas-Pan American students
21. Facility: Rio Grande State Center for MHMR
Harlingen, Texas
Date: January 11, 1991
Purpose: To provide a clinical setting in allied health and nursing for work related educational experience for The University of Texas-Pan American students
22. Facility: Rio Grande Valley Midway House
Harlingen, Texas
Date: January 1, 1991
Purpose: To provide a clinical setting in allied health and nursing for work related educational experience for The University of Texas-Pan American students
23. Facility: San Antonio Rehabilitation Corporation
d/b/a Rehabilitation Institute of San Antonio
San Antonio, Texas
Date: January 1, 1991
Purpose: To provide a clinical setting in physical therapy for work related educational experience for The University of Texas-Pan American students
24. Facility: San Juan Nursing Home
San Juan, Texas
Date: January 1, 1991
Purpose: To provide a clinical setting in allied health and nursing for work related educational experience for The University of Texas-Pan American students

THE UNIVERSITY OF TEXAS - PAN AMERICAN

U. T. BOARD OF REGENTS' MEETING

APRIL 11, 1991

STANDARD AFFILIATION AGREEMENTS

CONT'D

25. Facility: Spohn Kleberg Memorial Hospital
Kingsville, Texas
Date: January 1, 1991
Purpose: To provide a clinical setting in physical therapy for work related educational experience for The University of Texas-Pan American students
26. Facility: Texas Department of Human Services
Pharr, Texas
Date: January 1, 1991
Purpose: To provide a clinical setting in dietetics for work related educational experience for The University of Texas-Pan American students
27. Facility: Texas Employment Commission
Edinburg, Texas
Date: January 1, 1991
Purpose: To provide a clinical setting in allied health and nursing for work related educational experience for The University of Texas-Pan American students
28. Facility: Valley Baptist Medical Center
Harlingen, Texas
Date: January 2, 1991
Purpose: To provide a clinical setting in allied health and nursing for work related educational experience for The University of Texas-Pan American students
29. Facility: Valley Baptist Medical Center
Harlingen, Texas
Date: January 2, 1991
Purpose: To provide a clinical setting in dietetics for work related educational experience for The University of Texas-Pan American students
30. Facility: Valley Regional Medical Center
Brownsville, Texas
Date: January 1, 1991
Purpose: To provide a clinical setting in allied health and nursing for work related educational experience for The University of Texas-Pan American students
31. Facility: Valley Regional Medical Center
Brownsville, Texas
Date: January 1, 1991
Purpose: To provide a clinical setting in physical therapy for work related educational experience for The University of Texas-Pan American students
32. Facility: Valley Regional Medical Center
Brownsville, Texas
Date: January 1, 1991
Purpose: To provide a clinical setting in dietetics for work related educational experience for The University of Texas-Pan American students

U. T. BOARD OF REGENTS' MEETING

APRIL 11, 1991

STANDARD AFFILIATION AGREEMENTS

CONT'D

33. Facility: Valley Regional Medical Center Rehabilitative Care Unit
Date: Brownsville, Texas
January 1, 1991
Purpose: To provide a clinical setting in physical therapy/rehabilitation for work related educational experience for The University of Texas-Pan American students
34. Facility: West Texas Rehabilitation Center
Date: San Angelo, Texas
January 1, 1991
Purpose: To provide a clinical setting in physical therapy for work related educational experience for The University of Texas-Pan American students

THE UNIVERSITY OF TEXAS - PAN AMERICAN

U. T. BOARD OF REGENTS' MEETING

APRIL 11, 1991

SOFTWARE LICENSE AGREEMENTS

The following agreement(s) have been awarded and are recommended for approval by the U. T. Board of Regents:

1. Licensee: Corpus Christi State University
- Fee-Royalty: None
- Period: To the end of the term of the last-to-expire copyright of the FRS Software and FRS Software Derivatives unless sooner terminated by mutual agreement of the parties.
- Description: Will enable sharing of the in-house developed interfaces for IA Software without incurring liability to Midwestern State University and will insure reciprocal sharing from Corpus Christi State University if they add to the interface.

THE UNIVERSITY OF TEXAS - PAN AMERICAN

U. T. BOARD OF REGENTS' MEETING

APRIL 11, 1991

CONTRACTS AND GRANTS FOR RESEARCH, DEVELOPMENT, CLINICAL
AND EDUCATIONAL SERVICES

Since the Docket for the previous meeting of the U. T. Board of Regents, the following activity has taken place with regard to Contracts and Grants for Research, Development, Clinical and Educational Services:

FUNDS COMING IN

- I. Non-Governmental, State and Local Government and Federal Government Contracts and Grants
- | | | |
|----|----------------------|---|
| a. | <u>1991 PA 19-22</u> | Number of Initial Grant and Contract Awards |
| | <u>\$ 6,000.00</u> | Value of Awards |
| b. | <u>None</u> | Number of Fiscal Amendments to Grant and Contract Awards (Increasing or Decreasing by \$10,000) |
| | <u>\$ None</u> | Total of Increased Funding |
| | <u>\$ None</u> | Total of Reduced Funding |

FUNDS GOING OUT

- II. Non-Governmental, State and Local Government and Federal Government Contracts and Grants
- | | | |
|----|----------------|---|
| a. | <u>None</u> | Number of Initial Grant and Contract Awards |
| | <u>\$ None</u> | Value of Awards |
| b. | <u>None</u> | Number of Fiscal Amendments to Grant and Contract Awards (Increasing or Decreasing by \$10,000) |
| | <u>\$ None</u> | Total of Increased Funding |
| | <u>\$ None</u> | Total of Reduced Funding |

U. T. BOARD OF REGENTS' MEETING

APRIL 11, 1991

AMENDMENTS TO THE 1991 BUDGET

The term "rate" for academic institutions is the full-time nine-month base rate and for health institutions is the full-time twelve month base rate; for all other personnel it is the full-time rate, the appointee receiving a proportionate amount depending upon the fraction of time for which he is appointed and the period of his appointment. Source of funds for payment of salaries, unless otherwise shown, is the departmental salaries account.

<u>Item, Department, Title, Name</u>	<u>Effective Date</u>	<u>% Time</u>	<u>Full-time Salary</u>		<u>RBC</u>
			<u>No. Mos.</u>	<u>Rate</u>	
<u>APPOINTMENTS, PROMOTIONS, AND SALARY INCREASES</u>					
ADMINISTRATION AND FINANCE					
Office of the Vice President for Business Affairs					
Assistant to the Vice President					
1. Juan C. Gonzalez	12/21/90	100	12	31,500	015

March 3, 1991

Dr. James P. Duncan
Executive Vice Chancellor
for Academic Affairs
The University of Texas System
601 Colorado Street
Austin, Texas 78701

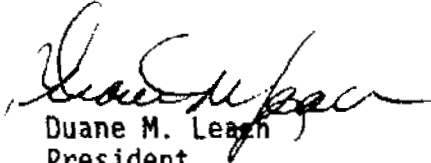
Attn: System Budget Office

Dear Dr. Duncan:

The docket for the April 11, 1991 meeting of the Board of Regents is submitted for your recommendation and presentation to the Board.

I recommend approval.

Sincerely,


Duane M. Leach
President

DML:cam

U. T. BOARD OF REGENTS' MEETING

APRIL 11, 1991

TABLE OF CONTENTS

	<u>Page No.</u>
Gifts from Private Donors and Foundations	PB-3
Business Contracts for Services	PB-4
Funds Coming In	
Trademark License Agreements	PB-5

THE UNIVERSITY OF TEXAS OF THE PERMIAN BASIN

U. T. BOARD OF REGENTS' MEETING

APRIL 11, 1991

GIFTS FROM PRIVATE DONORS AND FOUNDATIONS

The following gift has been received and is recommended for acceptance by the U. T. Board of Regents:

<u>Donor</u>	<u>Purpose</u>	<u>Amount</u>
1. Mr. J. Conrad Dunagan P. O. Box 1 Monahans, Texas 79756	Add to holdings in J. Conrad Dunagan Professorship of History	\$100,000.00

THE UNIVERSITY OF TEXAS OF THE PERMIAN BASIN

U. T. BOARD OF REGENTS' MEETING

APRIL 11, 1991

BUSINESS CONTRACTS FOR SERVICES

(FUNDS COMING IN)

The following contract has been awarded, has been administratively approved by the appropriate Executive Vice Chancellor, and is recommended for ratification by the U. T. Board of Regents:

1. Agency: Mrs. W. D. Noel
Funds: \$1,200.00
Period: September 1, 1990 through August 31, 1991
Title/Description: Annual lease of Noel Oaks

U. T. BOARD OF REGENTS' MEETING

APRIL 11, 1991

TRADEMARK LICENSE AGREEMENTS

The following agreement has been awarded and is recommended for approval by the U. T. Board of Regents. All product approvals are in accordance with Paragraphs 10.1(C) and (D) and 11.1 of the Trademark Agreement.

1. Licensee: Third Street Sportswear Mfg., Inc.
Ozark, Missouri 65721
- Fee-Royalty: \$-0-, 7%
- Period: 1/1/91 - 12/31/93
- Description: Design of Seal and design of UTPB for wearing apparel, which includes clothing for infants, toddlers, and preteens.

THE UNIVERSITY OF TEXAS AT SAN ANTONIO

March 5, 1991

Dr. James P. Duncan
Executive Vice Chancellor
for Academic Affairs
The University of Texas System
601 Colorado Street
Austin, Texas 78701


Attn: System Budget Office

Dear Dr. Duncan:

The docket for the April 11, 1991 meeting of the Board of Regents is submitted for your recommendation and presentation to the Board.

I recommend approval.

Sincerely,



Samuel A. Kirkpatrick
President

SAK:dmc

THE UNIVERSITY OF TEXAS AT SAN ANTONIO

U. T. BOARD OF REGENTS' MEETING

APRIL 11, 1991

TABLE OF CONTENTS

	<u>Page No.</u>
Gifts from Private Donors and Foundations	SA- 3
Substantive Catalog Changes	SA- 4
Business Contracts for Services	SA-14
Funds Coming In	
Funds Going Out	
Construction Contracts of \$300,000 or Less	
Trademark License Agreements	SA-15
Contracts and Grants for Research, Development, Clinical and Educational Services	
Over \$500,000 (Funds Coming In and/or Funds Going Out)	SA-16
All Others	SA-17

THE UNIVERSITY OF TEXAS AT SAN ANTONIO

U. T. BOARD OF REGENTS' MEETING

APRIL 11, 1991

GIFTS FROM PRIVATE DONORS AND FOUNDATIONS

The following gifts have been received and are recommended for acceptance by the U. T. Board of Regents:

<u>Donor</u>	<u>Purpose</u>	<u>Amount</u>
<ul style="list-style-type: none"> • Mrs. Elmo J. Burke, Jr. P. O. Box 23247 San Antonio, Texas 78223 	<ul style="list-style-type: none"> Fulfillment of the 1990 commitment on the pledge endowing the Elmo James Burke, Jr. Chair in Building/ Development in the College of Business 	<ul style="list-style-type: none"> \$ 49,181.00*
<ul style="list-style-type: none"> • USAA 9800 Fredericksburg Rd. San Antonio, Texas 78288 	<ul style="list-style-type: none"> To support the Engineering and Bioscience Initiative 	<ul style="list-style-type: none"> 200,000.00

*No letter of transmittal from the donor

U. T. BOARD OF REGENTS' MEETING

APRIL 11, 1991

SUBSTANTIVE CATALOG CHANGES

The following listing summarizes the substantive changes proposed to the catalog of The University of Texas at San Antonio. These catalog changes have been administratively approved by the Executive Vice Chancellor for Academic Affairs.

Graduate Catalog for 1991-93

<u>Page Number(s)</u>	<u>Summary of Proposed Substantive Changes</u>
1010 catalog copy numbers)	Under ADMISSIONS REQUIREMENTS, test requirements, previously stated only under the different program requirements, are now included with other admissions information. The Vice President for Academic Affairs, according to a new university policy, becomes the administrative officer responsible for graduate education. Additionally, this new university policy places primary responsibility for graduate education on the Graduate Studies committees and on the Graduate Advisor of Record within each program, with Division Directors and Deans supervising class management. This policy will alter various procedures related to admissions and program requirements mentioned throughout the catalog.
1010 to 1020	Admissions regulations and the definitions of various categories are clarified.
60 to 61 original page numbers)	Under GENERAL ACADEMIC REGULATIONS, regulations for adding and dropping courses are clarified.
65 to 66	A one-year limitation is placed on the time allowed to appeal a grade.
71	Undergraduate credit cannot be applied towards a Master's degree. This was previously allowed under certain circumstances.
1022 to 1026 catalog copy numbers)	Under DOCTORAL DEGREE REGULATIONS, previously approved doctoral degree regulations are included in the catalog.
76 to 77 original page numbers)	In SUMMARY OF GRADUATE DEGREE PROGRAMS, changes reflect new programs. When approval from the Texas Higher Education Coordinating Board is pending for new programs, it will be duly noted below in the summary of changes for each program.
B-1	Changes in the COLLEGE OF BUSINESS include the following:

U. T. BOARD OF REGENTS' MEETING

APRIL 11, 1991

SUBSTANTIVE CATALOG CHANGES CONT'D

<u>Page Number(s)</u>	<u>Summary of Proposed Substantive Changes</u>
B-1 Henceforth, numbers correspond to catalog copy submitted by each college.)	<p>Titles for the degree of "Master of Business Administration in Business" is changed to simply "Master of Business Administration."</p> <p>In the common body of knowledge required of all MBA majors, one Accounting course is replaced by an Information Systems course and one Management course is replaced by another.</p> <p>Additionally, the total number of hours for MBA is reduced from thirty-six to thirty-three with the deletion of one Management course from the core requirements. Also, in these requirements, one Accounting course is replaced by another.</p>
2 to B-4	<p>Requirements for new concentrations in Business Economics, Finance, Information Systems, Management of Technology, and Management Science are listed, PENDING APPROVAL FROM THE COORDINATING BOARD. All these concentrations require the fulfillment of a twenty-one-hour core, plus twelve hours of electives in the area of concentration. Among the electives, all concentrations, except Management Science, specify one to three particular courses that must be selected. Information Systems, Management of Technology, and Management Science list specific courses from which the electives may be chosen.</p>
4 to B-5	<p>In the Master of Business Administration in International Business, the total number of hours is reduced from thirty-six to thirty-three with the deletion of a Management course from the core. In the list of electives, an Economics course is replaced with one in Finance, and one Management course replaces another.</p>
5 to B-6	<p>In the Master of Professional Accounting degree, the requirements for students with admission deficiencies now include additional courses in Information Systems and Accounting. Also, in this category, one Management course replaces another.</p> <p>The total number of hours for the MPA is reduced from thirty-six to thirty. Within the concentrations, the options are eliminated, certain Accounting courses are specified, and it is stipulated that nine hours of electives must be taken outside of the taxation and accounting fields.</p>
FAH-1	<p>In the COLLEGE OF FINE ARTS AND HUMANITIES, all students seeking a Master of Fine Arts Degree must pass a first semester review of their progress before being allowed to continue in the program.</p>
SE-5	<p>Changes in the COLLEGE OF SCIENCE AND ENGINEERING include the following:</p>

U. T. BOARD OF REGENTS' MEETING

APRIL 11, 1991

SUBSTANTIVE CATALOG CHANGES CONT'D

<u>Page Number(s)</u>	<u>Summary of Proposed Substantive Changes</u>
SE-5	In the Master of Science in Geology, the choices for electives under the Water Resources emphasis are enhanced. The MS in Geology now includes a new emphasis, Environmental Geology, PENDING COORDINATING BOARD APPROVAL. The new emphasis requires six hours in Environmental Geology, plus nineteen hours of electives in Geology and in other sciences as well as in Engineering. The MS in Geology now provides a non-thesis option, which requires thirty-nine hours (vs. thirty-three for the thesis option.) The six hours of thesis work is replaced with three hours of directed research, but the number of hours of electives in Geology and other sciences and in Engineering is increased by nine.
SE-10	The title of "Master of Science in Natural Resources" is changed to "Master of Science in Environmental Sciences," PENDING COORDINATING BOARD APPROVAL. In the core of this program, one Environmental course is replaced with another.
E-14 to SE-19a	The requirements for the Master of Science in Civil Engineering, in Electrical Engineering, and in Mechanical Engineering, all of which have already received approval of the Coordinating Board, are listed for the first time in the catalog. All three programs provide a thirty-hour thesis option and a thirty-three-hour non-thesis option. The three programs contain a nine- to fifteen-hour core, six or nine hours electives in Engineering outside the particular field, three to six hours of research or project work.
E-27 to SE-28	In the MS in Biotechnology, the number of hours in the core is reduced from twenty-four to eighteen, with the deletion of two Computer Sciences courses from the list of required courses. The number of hours of electives is increased by six.
SE-35	In the MS in Computer Science, the core is reduced from four courses to three. The choices of Computer Sciences electives are restricted with a requirement of two courses from a list of four, leaving only six hours of other Computer Science electives. Additionally, towards the end of their program, all candidates are required to give a public lecture on their work.
SBS-14	The Changes in THE COLLEGE OF SOCIAL AND BEHAVIORAL SCIENCES include the following:
SBS-14	In the Master of Arts in History, the number of hours is increased from thirty to thirty-six because the introductory reading courses was restructured into two parts. The second proseminar-research seminar sequence previously required in the non-thesis option is now only recommended. Completion of four years of one foreign language in high school, four semesters in colleges, or an equivalent CLEP score now satisfies

U. T. BOARD OF REGENTS' MEETING

APRIL 11, 1991

SUBSTANTIVE CATALOG CHANGES CONT'D

<u>Page Number(s)</u>	<u>Summary of Proposed Substantive Changes</u>
	the language requirement.
SBS-11	In the Master of Arts in Bicultural-Bilingual Studies, two courses are eliminated from the Historical Foundations electives and one course is added.
Undergraduate Catalog for 1991-93	
52	Policies on the Texas Academic Skills Program (TASP) examination are delineated.
68	In GENERAL ACADEMIC REGULATIONS, a one-year limitation is placed on the time allowed to appeal a grade.
77	Students majoring in Interdisciplinary Studies are required to take certain courses in order to fulfill the General Education Requirements.
83	A "Cum Laude" university honors category is created, and higher grade point averages are required for "Magna Cum Laude" and "Summa Cum Laude" honors.
86	In SUMMARY OF UNDERGRADUATE DEGREE PROGRAMS, changes reflect new programs. When approval from the Texas Higher Education Coordinating Board is pending for new programs, it will be duly noted below in the summary of changes for each program.
B-1 Henceforth, numbers correspond to catalog copy submitted by each college.)	In the degree programs in the COLLEGE OF BUSINESS, students seeking a Bachelor of Business Administration need not fulfill the General Education Requirement in English before embarking on their major. An Economics course in a very specific area is removed from the Common Body of Knowledge required of all BBA majors.
B-2	In the BBA in Accounting, greater flexibility in the electives is allowed.
B-4 to B-5	In the BBA in Information Systems, the core of the major requires an additional Information Systems course in lieu of two Accounting courses that are now removed from the list. Support work is, on the one hand, made more specific with the inclusion of Accounting and Management courses and, on the other hand, broadened by requiring students to take six hours outside the College of Business.
B-7	In the BBA in Economics, the total number of hours for the major is increased by three. These must be taken in the core of the major, wherein two additional Economics courses are specified while the remaining Economics electives are reduced by three hours.

U. T. BOARD OF REGENTS' MEETING

APRIL 11, 1991

SUBSTANTIVE CATALOG CHANGES CONT'D

<u>Page Number(s)</u>	<u>Summary of Proposed Substantive Changes</u>
B-7 to B-8	In the BA in Economics, the total number of hours for the major is reduced by six. The core of the major is increased by three hours with the addition of a specific Economics course. Support/electives hours are reduced by nine.
B-10	In the BBA in Finance, the total number of hours for the major are increased by three with the addition of an Economics course to the required support work.
B-14	In the BBA in Management, the title of the "Business Management" concentration is changed to "Leadership and Administration," PENDING COORDINATING BOARD APPROVAL. The total number of hours in this degree program is increased by three. The Management course requirements for the core are increased from nine to fifteen hours and are specified. The support work within the College of Business is increased from twelve to fifteen hours with the requirement of an Accounting course. The possible electives outside the College of Business are reduced from eighteen to twelve hours, but the choices are limited to specified areas.
B-16	In the BBA in Management with a concentration in Building/Development, the total number of hours is increased by three with the addition of a Management course to the support work requirements.
B-16	In the BBA in Management Science, the total number of hours is increased by three. In the core requirements, one Management course is substituted for another. The number of support work hours is increased by three. In this category, an additional course (in Management) is specified; the number of electives hours in the College of Business is reduced from six to three; and the electives required outside the College of Business are reduced from fifteen to six. Additionally, twelve hours of free electives are required.
B-17	In the BBA in Personnel/Human Resources Management, the total number of hours is increased by three. The choices for core courses are reduced by one. Support work is increased by three hours with the requirement of a Technical Writing course. The electives required outside the College of Business are reduced from eighteen to six, and twelve hours of free electives are required.

U. T. BOARD OF REGENTS' MEETING

APRIL 11, 1991

SUBSTANTIVE CATALOG CHANGES CONT'D

<u>Page Number(s)</u>	<u>Summary of Proposed Substantive Changes</u>
B-21	In the BBA in Marketing, the total number of hours required is increased by three. An additional Marketing course is specified in the core of the major. The number of hours in support work is increased by three. The number of hours in the College of Business is increased from three to nine, and the courses are now specified rather than elective. The hours outside the College of Business are reduced from eighteen to nine, and the possible electives are now specified in three areas. Six elective hours are required.
FAH-1	In the COLLEGE OF FINE ARTS AND HUMANITIES, only the concentration in Architectural Design remains under the Bachelor of Fine Arts in Art and Design. The concentrations in Art and in Interior Design are converted into separate degrees: A BFA in Art and a Bachelor of Science in Interior Design. These changes are PENDING COORDINATING BOARD APPROVAL.
FAH-1	In the BFA in Art, nine hours (three specific introductory courses) in Art History and Criticism, along with various Studio Art courses, must now be taken "within the first two years of the curriculum."
FAH-6	In the BFA in Art and Design with a concentration in Architectural Design, the number of hours in Architecture is increased by three with the addition of a course to be selected from four specified elective courses. Other changes include an increase of three hours in lower-division requirements necessitated by the fact that three two-hour courses will now be three-hour courses. Also, support work is reduced by three hours with the deletion of an Art course.
FAH-7	In the BS in Interior Design, the total number of upper-division hours required is reduced by three with the deletion of one required course. The number of lower-division hours is increased by three because of the above-mentioned changes in certain courses. The support work category (9 hours) is eliminated, but six hours of electives from certain specified Architecture courses are required.
FAH-12	In the BA in English with an emphasis in Technical Writing, a specific introductory English course must be taken to fulfill the General Education Requirement in Literary Studies. (This is stipulated for English majors.) The number of hours in free elective is by three in order to require three additional hours in the foreign language used to satisfy the GER foreign language requirement.
FAH-23	In the BA in French, the number of possible courses from which to fulfill the support work is expanded from two to four.

U. T. BOARD OF REGENTS' MEETING

APRIL 11, 1991

SUBSTANTIVE CATALOG CHANGES CONT'D

<u>Page Number(s)</u>	<u>Summary of Proposed Substantive Changes</u>
FAH-36	The title of the "Bachelor in Music Education" is changed to "Bachelor in Music Studies," PENDING COORDINATING BOARD APPROVAL.
FAH-37	In the Bachelor of Music with a Music Performance Emphasis, the total number of hours is reduced from twenty-eight to twenty-six.
FAH-40	In the BM with a Music Marketing Emphasis, a Special Studies course is replaced by a Seminar in Music Marketing.
FAH-40 to FAH-41	In the BMS, the total number of hours is increased by three with the addition of one required course in Microcomputer Applications in Music.
SE-1 to SE-2	Changes in the COLLEGE OF SCIENCES AND ENGINEERING include the following: In the Bachelor of Science in Chemistry, the number of hours in the core is increased by three with the requirement of an additional Chemistry course while the hours of Chemistry electives are reduced by three.
SE-5 to SE-6	In the BS in Geology, the choices for Geology electives are enhanced.
SE-9 to SE-10	In the BS in Physics, the number of hours in the core is increased by six with the requirement of additional advanced laboratory hours. In the Physics electives, one possible course is substituted with another. Support work in the College of Sciences and Engineering is reduced by six hours.
SE-15	The number of hours in General Engineering Requirements for all BS in Engineering degrees is reduced from forty-seven to thirty-eight.
SE-16 to SE-17	In the BS in Civil Engineering, a general statistics course in the core requirements is replaced with a statistics course designed for engineering. Also, in the core requirements an English course on Technical Writing is added. A Civil Engineering course previously in the core requirements is now included among the Civil Engineering electives.
SE-20	In the BS in Electrical Engineering, the core requirements are reduced by three hours. The choices for support work are restricted. The number of hours in Engineering electives is increased by three, and the choices for those electives are expanded.
SE-24	In the BS in Mechanical Engineering, the total number of hours is reduced by six. In the core requirements, an Electrical Engineering course is replaced with a general Engineering course. The choices in Mechanical Engineering electives are reduced.

U. T. BOARD OF REGENTS' MEETING

APRIL 11, 1991

SUBSTANTIVE CATALOG CHANGES CONT'D

<u>Page Number(s)</u>	<u>Summary of Proposed Substantive Changes</u>
SE-31 to SE-32	In the joint University of Texas at San Antonio/University of Texas Health Science Center at San Antonio BS in Occupational Therapy, the total number of hours in the major is increased by nine. UTHSC requirements in core are decreased by thirty hours, but the thirty-six hours in field work are now specified as additional requirements in this category. Support work at the UTSA is increased by three hours with the addition of a Physics requirement.
SE-41 to SE-42	In the BS in Computer Science, the number of hours in the core is increased by ten with the addition of four Computer Science courses along with the deletion of a two-hour Electrical Engineering requirement. The concentration in either Software or Hardware is eliminated, providing greater flexibility and more hours in Computer Science electives. The number of hours of free electives is reduced by ten.
SE-42 to SE-43	In the BS in Mathematics, a grade of C or better will now be necessary in all Mathematics and Statistics required courses. In a footnote, the Mathematics and Computer Sciences courses that may be used to satisfy General Education Requirements are specified. The title of the concentration in "Mathematics Education" is changed to "General Mathematical Studies." PENDING APPROVAL OF THE COORDINATING BOARD. In this concentration, the number of hours is increased by three with the requirement of an additional Mathematics course. Statistics courses may now be taken to fulfill heretofore exclusively Mathematics electives. The hours for the Professional Education requirements are transferred to free electives, which are increased by three. Students selecting this concentration but not pursuing a Teacher's Certification must complete fifteen additional hours in Mathematics or Statistics approved by the Undergraduate Advisor of Record.
SBS-1	The following are the changes proposed by the COLLEGE OF SOCIAL AND BEHAVIORAL SCIENCES:
SBS-2	In the BA in American Studies, the number of hours in the core are increased by three with the addition of an American Studies course. The requirement for a second support work area is removed, and the number of hours of support work is reduced by three.
SBS-4	In the BA in Anthropology, a Statistics course is removed from the list of substitutes for Anthropology electives.

U. T. BOARD OF REGENTS' MEETING

APRIL 11, 1991

SUBSTANTIVE CATALOG CHANGES CONT'D

<u>Page Number(s)</u>	<u>Summary of Proposed Substantive Changes</u>
SBS-8	In the BA in History, a methods course is now required of all majors. The nine hours in lower division electives are replaced by six hours of Interdisciplinary Studies courses in World Civilizations. The support work requirement is reduced by three hours, which are added to free electives.
SBS-15	In the BA in Psychology, one course is removed from the list of possible Psychology electives. A clarification is made on the three-hour limit of Independent Study, Internship in Psychology, and Honors Thesis courses.
SBS-30	The Division of Education has replaced the BA in Early Childhood and Elementary Education and the BS degrees in Health Education and in Physical Education with a BA in Interdisciplinary Studies and BS degrees in Health and in Kinesiology. These changes have already received Coordinating Board approval. The Pre-Professional Skills Test has been replaced with the Texas Academic Skills Program Test, as required by law.
SBS-31 to SBS-32	The new Interdisciplinary Studies degree requires specific courses to complete the General Education Requires (twenty-seven to thirty hours), an academic specialization (eighteen to twenty-seven hours), an a Professional component (twenty-four hours).
SBS-34	In the BS in Health (vis-a-vis in Health Education), the number of hours in the core is increased by fifteen. Support work is reduced by six hours, and the possible choices are changed from Curriculum & Instruction and Education courses to Biology and Allied Health Science courses. Additionally, Communications, English, and Kinesiology and Health courses are required as support work. Free electives are reduced by thirteen hours. This program is PENDING APPROVAL FROM THE COORDINATING BOARD.
SBS-35	In the BS in Kinesiology (vis-a-vis in Physical Education), the number of hours in the core is increased by 14 hours. Support work is reduced by six hours, and the possible choices are changed from Curriculum & Instruction and Education courses to Biology and Allied Health Science courses. Additionally, Communications, English, and Kinesiology and Health courses are required as support work. Free electives are reduced by six hours. This program is PENDING APPROVAL FROM THE COORDINATING BOARD.

U. T. BOARD OF REGENTS' MEETING

APRIL 11, 1991

SUBSTANTIVE CATALOG CHANGES CONT'D

<u>Page Number(s)</u>	<u>Summary of Proposed Substantive Changes</u>
SBS-57	In the BA in Criminal Justice, six hours of introductory courses in Criminal Justice are required. In the core, a Sociology course is replaced with one in Criminal Justice. The choices in two areas of emphasis are enhanced. The possibility of a second area of emphasis (in lieu of an Internship) is eliminated. Support work courses must now receive approval of advisor. Suggested courses for support are eliminated as a clarification.
SBS-61	In the BA in Geography, six hours of courses outside the major may fulfill the Geography electives requirement if these courses are organized under certain categories and receive approval of the advisor.
SBS-64	In the BA in Political Science, the application of work outside the major is clarified and the possibilities for such work are expanded. Students seeking a Public Administration emphasis within this degree program are advised to consult with their advisors.
SBS-71	In the BA in Sociology, the choices for support work courses are enhanced by designating areas rather than courses.
SBS-82 to SBS-83	The requirements for the BA in Interdisciplinary Studies are listed again so that it is clear that this degree may be selected by all students and not just those seeking a Teacher's Certification.
Appendix 275	Non-Business majors interested in a Master of Business Administration degree are directed to the College of Business for further information. The 3 - 4 Dental Early Admission Program between The University of Texas at San Antonio and The University of Texas Health Science Center at San Antonio is introduced.

U. T. BOARD OF REGENTS' MEETING

APRIL 11, 1991

BUSINESS CONTRACTS FOR SERVICES

(FUNDS GOING OUT)

The following contract has been awarded, has been administratively approved by the Executive Vice Chancellor for Academic Affairs, and is recommended for ratification by the U. T. Board of Regents:

.. Agency: The Frost National Bank of San Antonio
Funds: \$50 per month plus miscellaneous service fees
Period: October 23, 1990 until terminated by either party
Title/Description: Lockbox check collection services

U. T. BOARD OF REGENTS' MEETING

APRIL 11, 1991

TRADEMARK LICENSE AGREEMENTS

The following agreements have been awarded and are recommended for approval by the U. T. Board of Regents. All product approvals are in accordance with paragraphs 10.1(C) and (D) and 11.1 of the Trademark Agreement.

- . Licensee: Third Street Sportswear Mfg., Inc.
Ozark, Missouri 65721-0145
Fee-Royalty: \$-0-, 7%
Period: January 1, 1990 through December 31, 1993
Description: Wearing apparel, which includes clothing for infants, toddlers and preteens

- . Licensee: ProMark
Rome, Georgia 30161
Fee-Royalty: \$-0-, 6%
Period: January 1, 1991 through December 31, 1993
Description: Novelties/collectables, which includes decals and other insignia products

- . Licensee: Bodacious Boxers, Inc.
Indianapolis, Indiana 46234
Fee-Royalty: \$100, 7%
Period: January 1, 1991 through December 31, 1993
Description: Wearing apparel, which includes but is not limited to boxer shorts, shirts and one-piece infant outfits

U. T. BOARD OF REGENTS' MEETING

APRIL 11, 1991

CONTRACTS OR GRANTS OVER \$500,000

(FUNDS COMING IN)

The following contract or grant in an amount over \$500,000, has been awarded, has been administratively approved by the Executive Vice Chancellor for Academic Affairs, and is recommended for approval by the U. T. Board of Regents.

Grantor:	Department of Commerce
No.:	99-26-07309-30
New Funds:	\$560,000
Current Period:	January 1, 1991 through December 31, 1991
Title/Description:	Southwest Trade Adjustment Assistance Center

U. T. BOARD OF REGENTS' MEETING

APRIL 11, 1991

CONTRACTS AND GRANTS FOR RESEARCH, DEVELOPMENT, CLINICAL
AND EDUCATIONAL SERVICES

ince the Docket for the previous meeting of the U. T. Board of Regents, the following activity has taken place with regard to Contracts and Grants for research, Development, Clinical and Educational Services:

FUNDS COMING IN

- I. Non-Governmental, State and Local Government and Federal Government
Contracts and Grants
- | | | |
|----|----------------------|---|
| a. | <u>1991 SA 23-28</u> | Number of Initial Grant and Contract Awards |
| | \$ <u>306,188</u> | Value of Awards |
| b. | <u>None</u> | Number of Fiscal Amendments to Grant and Contract Awards (Increasing or Decreasing by \$10,000) |
| | \$ <u>None</u> | Total of Increased Funding |
| | \$ <u>None</u> | Total of Reduced Funding |

FUNDS GOING OUT

- II. Non-Governmental, State and Local Government and Federal Government
Contracts and Grants
- | | | |
|----|----------------------|---|
| a. | <u>1991 SA 29-31</u> | Number of Initial Grant and Contract Awards |
| | \$ <u>1,948.12</u> | Value of Awards |
| b. | <u>None</u> | Number of Fiscal Amendments to Grant and Contract Awards (Increasing or Decreasing by \$10,000) |
| | \$ <u>None</u> | Total of Increased Funding |
| | \$ <u>None</u> | Total of Reduced Funding |

THE UNIVERSITY OF TEXAS AT TYLER

March 4, 1991

Dr. James P. Duncan
Executive Vice Chancellor
for Academic Affairs
The University of Texas System
601 Colorado Street
Austin, Texas 78701

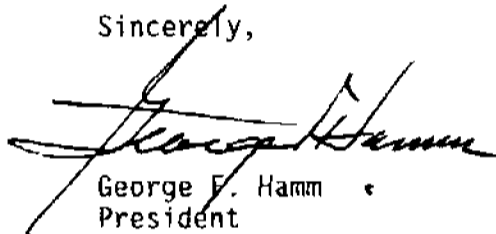
Attn: Office of Budget and Fiscal Policy

Dear Dr. Duncan:

The docket for the April 11, 1991, meeting of the Board of Regents is submitted for your recommendation and presentation to the Board.

I recommend approval.

Sincerely,



George F. Hamm
President

GFH:mw

TABLE OF CONTENTS

	<u>Page No.</u>
Business Contracts for Services	TA- 3
Construction Contracts of \$300,000 or Less	
Contracts and Grants for Research, Development, Clinical and Educational Services	TA- 4

APRIL 11, 1991

BUSINESS CONTRACTS FOR SERVICES

MINOR CONSTRUCTION PROJECTS, as authorized by U. T. Board of Regents' Rules and Regulations, Part Two, Chapter VIII, Section 2 (Projects previously approved by the Board of Regents and/or those for Minor Repair and Remodeling for \$300,000.00 or less.)

1. Contractor:	Henry Building & Engineering, Inc.
Amount:	\$3,915
Source of Funds:	Permanent University Funds
Date of Contract:	December 19, 1990
Estimated Completion Date:	June 9, 1991
Project Title:	Physical Plant
Brief Description:	Addition and Renovation - Phase II

U. T. BOARD OF REGENTS' MEETING

APRIL 11, 1991

CONTRACTS AND GRANTS FOR RESEARCH, DEVELOPMENT, CLINICAL AND EDUCATIONAL SERVICES

Since the Docket for the previous meeting of the U. T. Board of Regents, the following activity has taken place with regard to Contracts and Grants for Research, Development, Clinical and Educational Services:

FUNDS COMING IN

I. Non-Governmental, State and Local Government, and Federal Government Contracts and Grants

- a. 1991 TA-4 Number of Initial Grant and Contract Awards
 \$ 17,905 Value of Awards
- b. None Number of Fiscal Amendments to Grant and Contract Awards (Increasing or Decreasing by \$10,000)
 \$ None Total of Increased Funding
 \$ None Total of Reduced Funding

FUNDS GOING OUT

II. Non-Governmental, State and Local Government, and Federal Government Contracts and Grants

- a. None Number of Initial Grant and Contract Awards
 \$ None Value of Awards
- b. None Number of Fiscal Amendments to Grant and Contract Awards (Increasing or Decreasing by \$10,000)
 \$ None Total of Increased Funding
 \$ None Total of Reduced Funding

March 1, 1991

Dr. Charles B. Mullins
Executive Vice Chancellor
for Health Affairs
The University of Texas System
601 Colorado Street
Austin, TX 78701

Attn: System Budget Office

Dear Dr. Mullins:

The docket for the April 11, 1991 meeting of the Board of Regents is submitted for your recommendation and presentation to the Board.

I recommend approval.

Sincerely,



Kern Wildenthal, M.D., Ph.D.
President

KW:pm

THE UNIVERSITY OF TEXAS SOUTHWESTERN MEDICAL CENTER AT DALLAS

U. T. BOARD OF REGENTS' MEETING

APRIL 11, 1991

TABLE OF CONTENTS

	<u>Page No.</u>
Gifts from Private Donors and Foundations	HD- 3
Business Contracts for Services	HD- 5
Funds Coming In	
Funds Going Out	
Construction Contracts of \$300,000 or Less	
Contracts and Grants for Research, Development, Clinical and Educational Services	
Over \$500,000 (Fund Coming In and/or Funds Going Out)	HD-7
Foreign (Fund Coming In and/or Funds Going Out)	HD-8
All Others	HD-9
Endowed Chairs and Named Professorships (Non-Initial, Non-Budgeted Appointments)	HD-10
Amendments to the 1991 Budget	HD-12
(including faculty and staff appointments and changes in status and transfers of funds within existing budget totals)	

THE UNIVERSITY OF TEXAS SOUTHWESTERN MEDICAL CENTER AT DALLAS

U. T. BOARD OF REGENTS' MEETING

APRIL 11, 1991

GIFTS FROM PRIVATE DONORS AND FOUNDATIONS

The following gifts have been received and are recommended for acceptance by the U. T. Board of Regents:

<u>Donor</u>	<u>Purpose</u>	<u>Amount</u>
1. Anonymous Donor	Support Dr. Gilman's Cell Regulation Laboratory	\$ 3,000,000.00
2. Anonymous Donor	Start-up funds for Cell Regulation Laboratory	\$ 250,000.00
3. Anonymous Donor	Support for the Dr. Elliott Ross Endowed Chair Pharmacology Fund	\$ 1,000,000.00
4. Biological Humanics Fdn. 3808 Euclid Avenue Dallas, TX 75205	Dr. Woodward's research project	\$ 50,500.00
5. Biological Humanics Fdn. 3808 Euclid Avenue Dallas, TX 75205	Dr. Golder Wilson's research project	\$ 33,138.00
6. Biological Humanics Fdn. 3808 Euclid Avenue Dallas, TX 75205	Dr. Robert Walker Chair in Oral and Maxillofacial Surgery	\$ 50,000.00
7. The Julia Gould Fund for Medical Research Dr. Burton J. Lee, Trustee Physician to the President The White House Washington, DC 20500	Support for postdoctoral fellow performing cancer research	\$ 40,000.00
8. Mr. Cecil H. Green 3525 Turtle Creek Blvd. Apartment 20-A Dallas, TX 75219	Distinguished Chair campaign. Payment on pledge of \$1,000,000	\$ 150,000.00
9. The Meadows Foundation Wilson Historic Block 2922 Swiss Avenue Dallas, TX 75204	Support for Diagnostic Imaging Center. Third payment on pledge of \$1,500,000	\$ 500,000.00
10. NCNB Texas Trustees for Harry S. Moss Heart Trust 901 Main Street Dallas, TX 75283	Heart research. Payment on 1990-91 pledge from Moss Heart Trust	\$ 200,000.00
11. Perot Foundation 1700 Lakeside Square 12377 Merit Drive Dallas, TX 75251	Support for Programs I and II of Perot Gift	\$ 287,500.00
12. Harold Simmons Foundation Three Lincoln Centre 5430 LBJ Freeway, Suite 1700 Dallas, TX 75240	Distinguished Chairs at the Cancer Center. Payment on pledge of \$2,000,000	\$ 300,000.00

THE UNIVERSITY OF TEXAS SOUTHWESTERN MEDICAL CENTER AT DALLAS

U. T. BOARD OF REGENTS' MEETING

APRIL 11, 1991

GIFTS FROM PRIVATE DONORS AND FOUNDATIONS

The following gifts have been received and are recommended for acceptance by the U. T. Board of Regents:

<u>Donor</u>	<u>Purpose</u>	<u>Amount</u>
13. Southwestern Medical Fdn. 6303 Forest Park Suite 1000 Dallas, TX 75235	Support Biobehavioral Brain Science Program. Gift from the Ella C. McFadden Trust Fund	\$ 300,000.00

THE UNIVERSITY OF TEXAS SOUTHWESTERN MEDICAL CENTER AT DALLAS

U. T. BOARD OF REGENTS' MEETING

APRIL 11, 1991

BUSINESS CONTRACTS FOR SERVICES

(FUNDS COMING IN)

The following contract has been awarded, has been administratively approved by the appropriate Executive Vice Chancellor, and is recommended for ratification by the U. T. Board of Regents:

1. Agency: St. Paul Family Practice Center
Funds: \$39,423 per year
Period: September 1, 1990 through noon September 1, 1991
Title/Description: Rental to St. Paul of 5,015 square feet of space in the Locke Medical Building to be used as a Family Practice Residency and Medical Student Program.

(FUNDS GOING OUT)

2. Agency: Collin County
Funds: \$1,200
Period: January 1, 1991 through December 31, 1991
Title/Description: Lease of 140 square feet of space in the Collin County Medical Examiner's facility to be used by the Transplant Services Center for recovering tissue for transplants from cadavers
3. Agency: JPI Realty, Inc.
Funds: \$885 per month
Period: January 15, 1991 through January 31, 1992
Title/Description: Lease of apartment in the Quail Run Apartments for use of official guests of the Department of Anesthesiology

THE UNIVERSITY OF TEXAS SOUTHWESTERN MEDICAL CENTER AT DALLAS

U. T. BOARD OF REGENTS' MEETING

APRIL 11, 1991

BUSINESS CONTRACTS FOR SERVICES

MINOR CONSTRUCTION PROJECTS, as authorized by U. T. Board of Regents' Rules and Regulations, Part Two, Chapter VIII, Section 2 (Projects previously approved by the Board of Regents and/or those for Minor Repair and Remodeling for \$300,000.00 or less.)

1. Contractor: CEI Southwest, Inc.
 Amount: \$134,353
 Source of Funds: Local Funds
 Date of Contract: October 26, 1990
 Estimated Completion Date: December 24, 1990
 Project Title: Replace Roofing and Flashing on Buildings F and G
 Brief Description: Strip and replace roofing on F and G Buildings

2. Contractor: Holzem, Inc.
 Amount: \$184,547
 Source of Funds: Interest on Time Deposits
 Date of Contract: January 8, 1991
 Estimated Completion Date: March 8, 1991
 Project Title: Alterations to Building E, Level Seven
 Brief Description: Remodeling of labs and office suites for Surgery Department

3. Contractor: V.A. Construction
 Amount: \$49,070
 Source of Funds: Local Funds and PUF Funds
 Date of Contract: January 17, 1991
 Estimated Completion Date: May 16, 1991
 Project Title: Architectural Graphics for Aston Center and Sprague Clinical Sciences Building
 Brief Description: Provide all interior signs for the Aston Center and Sprague Clinical Sciences Building

THE UNIVERSITY OF TEXAS SOUTHWESTERN MEDICAL CENTER AT DALLAS

U. T. BOARD OF REGENTS' MEETING

APRIL 11, 1991

CONTRACTS OR GRANTS OVER \$500,000

(FUNDS COMING IN)

The following contracts or grants in any amount over \$500,000 have been awarded, have been administratively approved by the appropriate Executive Vice Chancellor, and are recommended for approval by the U. T. Board of Regents:

1. Grantor: Children's Medical Center of Dallas
 No.: None
 New Funds: \$1,596,003
 Current Period: September 1, 1990 through August 31, 1991
 Title/Description: For professional services to be rendered to CMCD
2. Grantor: Parkland Medical Center
 No.: None
 New Funds: \$13,835,180
 Current Period: October 1, 1990 through September 30, 1991
 Title/Description: For professional services for patient care at Parkland
3. Grantor: Department of Health and Human Services
 National Heart, Lung, and Blood Institute
 No.: 5 P50 HL17669-17
 New Funds: \$1,424,803
 Current Period: January 1, 1991 through December 31, 1991
 Title/Description: SCOR in Coronary and Vascular Diseases
4. Grantor: Department of Health and Human Services
 National Center for Research Resources
 No.: 5 M01 RR00633-19
 New Funds: \$2,208,329
 Current Period: January 10, 1991 through November 30, 1991
 Title/Description: General Clinical Research Center

THE UNIVERSITY OF TEXAS SOUTHWESTERN MEDICAL CENTER AT DALLAS

U. T. BOARD OF REGENTS' MEETING

APRIL 11, 1991

FOREIGN CONTRACTS AND GRANTS FOR RESEARCH,
DEVELOPMENT AND EDUCATIONAL SERVICES

(FUNDS COMING IN)

The following items have been awarded and are recommended for approval by the U. T. Board of Regents:

1. Country: Canada
Business/Entity: The John P. Roberts Research Institute
No.: None
New Funds: \$3,320 (2 checks)
Current Period: December 6, 1990
Title/Description: The North American Cooperative Study of Symptomatic Carotid Endarterectomy

2. Country: France
Business/Entity: Human Frontier Science Program
No.: None
New Funds: \$30,000
Current Period: March 20, 1990
Title/Description: Structure and Mechanism of a Eukaryotic Gene Regulatory Circuit

THE UNIVERSITY OF TEXAS SOUTHWESTERN MEDICAL CENTER AT DALLAS

U. T. BOARD OF REGENTS' MEETING

APRIL 11, 1991

CONTRACTS AND GRANTS FOR RESEARCH, DEVELOPMENT, CLINICAL
AND EDUCATIONAL SERVICES

Since the Docket for the previous meeting of the U.T. Board of Regents, the following activity has taken place with regard to Contracts and Grants for Research, Development, Clinical and Educational Services:

FUNDS COMING IN

I. Non-Governmental, State and Local Government and Federal Government Contracts and Grants	
a. <u>1991 HD 204-354</u>	Number of Initial Grant and Contract Awards
<u>\$ 7,033,131.69</u>	Value of Awards
b. <u>1991 HD 355-358</u>	Number of Fiscal Amendments to Grant and Contract Awards (Increasing or Decreasing by \$10,000)
<u>\$ 388,157</u>	Total of Increased Funding
<u>\$ 22,000</u>	Total of Reduced Funding

FUNDS GOING OUT

II. Non-Governmental, State and Local Government and Federal Government Contracts and Grants	
a. <u>1991 HD 359-376</u>	Number of Initial Grant and Contract Awards
<u>\$ 692,119.80</u>	Value of Awards
b. <u>1991 HD 377</u>	Number of Fiscal Amendments to Grant and Contract Awards (Increasing or Decreasing by \$10,000)
<u>\$ 16,400</u>	Total of Increased Funding
<u>\$ None</u>	Total of Reduced Funding

THE UNIVERSITY OF TEXAS SOUTHWESTERN MEDICAL CENTER AT DALLAS

U. T. BOARD OF REGENTS' MEETING

APRIL 11, 1991

AMENDMENTS TO THE 1991 BUDGET

The term "rate" for academic institutions is the full-time nine-month base rate and for health institutions is the full-time twelve month base rate; for all other personnel it is the full-time rate, the appointee receiving a proportionate amount depending upon the fraction of time for which he is appointed and the period of his appointment. Source of funds for payment of salaries, unless otherwise shown, is the departmental salaries account.

APPOINTMENTS TO NAMED PROFESSORSHIPS, ENDOWED FELLOWSHIPS, ENDOWED PROFESSORSHIPS, AND ENDOWED CHAIRS - 1991 BUDGET

Appointments were approved through Agenda or Docket action at prior meetings of the Board of Regents, as follows:

<u>Professor or Chair and Department or School</u>	<u>Rate</u>	<u>Chair or Professorship Appointment</u>	<u>Effective Date</u>
SOUTHWESTERN MEDICAL SCHOOL			
Internal Medicine			
1. Mark Feldman (RBC 30)			
From: Berta M. and Cecil O. Patterson Professor of Research in Digestive Diseases and Professor of Internal Medicine (Tenure)	162,000	162,000	
To: Holder of the Southland Financial Corporation Dis- tinguished Chair in Geriatrics and Professor of Internal Medicine (Tenure)	162,000	162,000	1/1
Source of Funds: \$ 62,522 - State 99,478 - Paid Direct-VA Hospital <u>\$162,000</u> - Total Compensation			
Neurology			
2. Roger N. Rosenberg (RBC 46)			
From: The Abe (Brunky) Morris and William Zale Distinguished Professorship in Neurology (Tenure)	148,000	148,000	
To: The Abe (Brunky) Morris and William Zale Chair in Neurology and Professor and Chairman of Neurology (Tenure)	148,000	148,000	2/8
Source of Funds: \$120,000 - State 5,000 - MSRDG Grant 3,000 - Zale Foundation <u>128,000</u> - Total Salary 20,000 - Augmentation <u>\$148,000</u> - Total Compensation			

THE UNIVERSITY OF TEXAS SOUTHWESTERN MEDICAL CENTER AT DALLAS

U. T. BOARD OF REGENTS' MEETING

APRIL 11, 1991

AMENDMENTS TO THE 1991 BUDGET

(CONTINUED)

APPOINTMENTS TO NAMED PROFESSORSHIPS, ENDOWED FELLOWSHIPS, ENDOWED PROFESSORSHIPS, AND ENDOWED CHAIRS - 1991 BUDGET

Appointments were approved through Agenda or Docket action at prior meetings of the Board of Regents, as follows:

<u>Professor or Chair and Department or School</u>	<u>Rate</u>	<u>Chair or Professorship Appointment</u>	<u>Effective Date</u>
SOUTHWESTERN MEDICAL SCHOOL (Continued)			
Physiology			
3. Samuel M. McCann (RBC 38)			
From: Professor (Tenure)	122,000		
To: Holder of the George L. MacGregor Distinguished Chair in Biomedical Science and Professor of Physiology (Tenure)	122,000	122,000	12/6
Source of Funds:			
\$ 77,500 - State			
44,500 - NIH Grants			
<u>\$122,000</u> - Total Compensation			

THE UNIVERSITY OF TEXAS SOUTHWESTERN MEDICAL CENTER AT DALLAS

U.T. BOARD OF REGENTS' MEETING

APRIL 11, 1991

AMENDMENTS TO THE 1991 BUDGET
(Continued)

<u>Item, Department, Title, Name</u>	<u>Effective Date</u>	<u>% Time</u>	<u>Full-time Salary</u>		<u>RBC</u>	
			<u>No. Mos.</u>	<u>Rate</u>		
<u>APPOINTMENTS, PROMOTIONS, AND SALARY INCREASES</u>						
GENERAL ADMINISTRATION						
Office of the Vice President for Public Affairs and Marketing						
Vice President for Public Affairs and Marketing						
4. Margaret M. Fitzpatrick	1/28	100	12	75,000	43	
Source of Funds:						
\$50,000 - State						
25,000 - Zale Lipshy University Hospital						
<u>\$75,000</u> - Total Compensation						
SOUTHWESTERN MEDICAL SCHOOL						
Internal Medicine						
Associate Professor (Tenure)						
5. Stephen A. Johnston	12/1	100	12	72,000	24	
Neurological Surgery						
6. Duke S. Samson					40	
From:	Holder of the William Kemp Clark Chair of Neurological Surgery and Professor and Chairman of Neurosurgery (Tenure)		100	12	260,000	
To:	Holder of the William Kemp Clark Chair of Neurological Surgery and Professor and Chairman of Neurosurgery (Tenure)		1/1	100	12	332,000
Source of Funds:						
\$ 5,500 - State						
30,000 - William Kemp Clark Chair						
88,914 - MSRDP Grants						
<u>60,586</u> - VA Hospital						
185,000 - Total Salary						
<u>147,000</u> - Augmentation						
<u>\$332,000</u> - Total Compensation						
7. Henry H. Batjer					41	
From:	Associate Professor (Tenure)		100	12	215,000	
To:	Associate Professor (Tenure)		1/1	100	12	238,000
Source of Funds:						
\$ 5,300 - State						
54,000 - Parkland Hospital						
<u>94,700</u> - MSRDP Grant						
154,000 - Total Salary						
<u>84,000</u> - Augmentation						
<u>\$238,000</u> - Total Compensation						

THE UNIVERSITY OF TEXAS SOUTHWESTERN MEDICAL CENTER AT DALLAS

U.T. BOARD OF REGENTS' MEETING

APRIL 11, 1991

AMENDMENTS TO THE 1991 BUDGET
(Continued)

<u>Item, Department, Title, Name</u>	<u>Effective Date</u>	<u>% Time</u>	<u>Full-time Salary</u>		<u>RBC</u>
			<u>No. Mos.</u>	<u>Rate</u>	
SOUTHWESTERN MEDICAL CENTER (Continued)					
Obstetrics and Gynecology					
8. F.G. Cunningham					31
From: Professor and Chairman (Tenure)		100	12	183,000	
To: Professor and Chairman (Tenure)	1/1	100	12	204,100	
Source of Funds:					
\$120,000 - State					
63,000 - MSRDP Grant					
<u>183,000</u> - Total Salary					
21,100 - Augmentation					
<u>\$204,100</u> - Total Compensation					
9. Alvin K. Brekken					32
From: Professor (Tenure) and Associate Dean		100	12	159,400	
To: Professor (Tenure) and Associate Dean	1/1	100	12	170,300	
Source of Funds:					
\$111,700 - State					
39,700 - Zale Lipshy University Hospital					
<u>151,400</u> - Total Salary					
18,900 - Augmentation					
<u>\$170,300</u> - Total Compensation					
10. Norman F. Gant					33
From: Professor (Tenure)		100	12	152,300	
To: Professor (Tenure)	1/1	100	12	154,800	
Source of Funds:					
\$117,500 - State					
21,345 - Family Planning Tubal					
13,455 - MSRDP Grant					
<u>152,300</u> - Total Salary					
2,500 - Augmentation					
<u>\$154,800</u> - Total Compensation					
11. Larry C. Gilstrap					34
From: Professor (Tenure)		100	12	135,500	
To: Professor (Tenure)	1/1	100	12	154,600	
Source of Funds:					
\$117,500 - State					
18,000 - MSRDP Grant					
<u>135,500</u> - Total Salary					
19,100 - Augmentation					
<u>\$154,600</u> - Total Compensation					

THE UNIVERSITY OF TEXAS SOUTHWESTERN MEDICAL CENTER AT DALLAS

U.T. BOARD OF REGENTS' MEETING

APRIL 11, 1991

AMENDMENTS TO THE 1991 BUDGET
(Continued)

<u>Item, Department, Title, Name</u>	<u>Effective Date</u>	<u>% Time</u>	<u>Full-time Salary</u>		<u>RBC</u>
			<u>No. Mos.</u>	<u>Rate</u>	
SOUTHWESTERN MEDICAL SCHOOL (Continued)					
Obstetrics and Gynecology					
12. Kenneth J. Leveno					35
From: Gillette Professor of Obstetrics and Gynecology (Tenure)		100	12	140,600	
To: Gillette Professor of Obstetrics and Gynecology (Tenure)	1/1	100	12	141,700	
Source of Funds:					
\$117,500 - State					
<u>23,100</u> - MSRDP Grant					
<u>140,600</u> - Total Salary					
1,100 - Augmentation					
<u>\$141,700</u> - Total Compensation					
13. Rigoberto S. Santos-Ramos					36
From: Associate Professor (Tenure)		100	12	115,900	
To: Associate Professor (Tenure)	1/1	100	12	116,200	
Source of Funds:					
\$ 93,515 - State					
<u>17,385</u> - Family Planning Tubal					
<u>110,900</u> - Total Salary					
5,300 - Augmentation					
<u>\$116,200</u> - Total Compensation					
Otorhinolaryngology					
14. William L. Meyerhoff					42
From: Arthur E. Meyerhoff Professor- ship of Otorhinolaryngology and Professor and Chairman of Oto- rhinolaryngology (Tenure)		100	12	260,000	
To: Arthur E. Meyerhoff Professor- ship of Otorhinolaryngology and Professor and Chairman of Oto- rhinolaryngology (Tenure)	1/1	100	12	286,000	
Source of Funds:					
\$111,000 - State					
<u>45,000</u> - MSRDP Grant					
<u>156,000</u> - Total Salary					
130,000 - Augmentation					
<u>\$286,000</u> - Total Compensation					

THE UNIVERSITY OF TEXAS SOUTHWESTERN MEDICAL CENTER AT DALLAS

U.T. BOARD OF REGENTS' MEETING

APRIL 11, 1991

AMENDMENTS TO THE 1991 BUDGET
(Continued)

Item, Department, Title, Name	Effective Date	% Time	Full-time Salary		RBC
			No. Mos.	Rate	
SOUTHWESTERN MEDICAL SCHOOL (Continued)					
Pathology					
15. Vernie A. Stenbridge					29
From: Acting Dean, Southwestern Allied Health Sciences School and Professor of Pathology (Tenure)		100	12	157,000	
To: Professor (Tenure)	1/9	100	12	157,000	
Source of Funds:					
\$103,000 - State					
54,000 - President's Development Fund					
<u>\$157,000</u> - Total Compensation					
Physical Medicine					
16. Phala A. Helm					39
From: Professor and Chairman (Tenure) of Physical Medicine and Rehabilitation; Associate Professor (Tenure) of Physical Therapy		100	12	162,000	
To: Professor and Chairman (Tenure) of Physical Medicine and Rehabilitation; Associate Professor (Tenure) of Physical Therapy	1/1	100	12	182,100	
Source of Funds:					
\$119,500 - State					
62,600 - Augmentation					
<u>\$182,100</u> - Total Compensation					
Radiology					
17. Craig R. Malloy					25
From: Associate Professor (Tenure)		100	12	96,400	
To: Associate Professor (Tenure) and Director	11/1	100	12	140,000	
Source of Funds:					
\$ 20,316 - State					
76,084 - Paid Direct-VA Hospital					
<u>96,400</u> - Total Salary					
43,600 - Augmentation					
<u>\$140,000</u> - Total Compensation					

THE UNIVERSITY OF TEXAS SOUTHWESTERN MEDICAL CENTER AT DALLAS

U.T. BOARD OF REGENTS' MEETING

APRIL 11, 1991

AMENDMENTS TO THE 1991 BUDGET
(Continued)

<u>Item, Department, Title, Name</u>	<u>Effective Date</u>	<u>% Time</u>	<u>Full-time Salary</u>		<u>RBC</u>
			<u>No. Mos.</u>	<u>Rate</u>	
SOUTHWESTERN MEDICAL SCHOOL					
Surgery					
18. John L. Hunt					37
From: Professor (Tenure)		100	12	164,800	
To: Professor (Tenure)	1/1	100	12	170,500	
Source of Funds:					
\$110,000 - State					
5,000 - MSRDP Grant					
<u>115,000</u> - Total Salary					
55,500 - Augmentation					
<u>\$170,500</u> - Total Compensation					
SOUTHWESTERN ALLIED HEALTH SCIENCES SCHOOL					
Health Care Sciences; Office of the Dean					
Dean, SAHSS; Professor of Health					
Care Sciences (Tenure); Professor					
(Nontenured clinical appointment) of					
Pediatrics and Family Practice and					
Community Medicine					
19. H. Gordon Green	1/9	100	12	120,000	28

THE UNIVERSITY OF TEXAS SOUTHWESTERN MEDICAL CENTER AT DALLAS

U. T. BOARD OF REGENTS' MEETING

APRIL 11, 1991

AMENDMENTS TO THE 1991 BUDGET
(Continued)

<u>TRANSFERS OF FUNDS</u>	<u>RBC</u>
ACADEMIC COMPUTING SERVICES	
20. Amount of Transfer: \$390,881	45
From: Office of Information Systems (\$370,127)	
Office of Telecommunications (\$20,754)	
To: Academic Computing Services (\$390,881)	
To consolidate Information Systems and Telecommunications Help Desk Services with Academic Computing Services.	
21. Amount of Transfer: \$104,600	44
From: ACS Income Account (\$104,600)	
To: ACS Expense Account (\$104,600)	
To provide for greater level of activity due to consolidation of Help Desk Services to Academic Computing Services	
AUXILIARY ENTERPRISES	
22. Amount of Transfer: \$14,500	26
From: Auxiliary Enterprises Unallocated Balances (\$14,500)	
To: Cafeteria M&O (\$14,500)	
For design services fee for Cafeteria renovation.	
23. Amount of Transfer: \$40,000	27
From: Auxiliary Enterprises Unallocated Balances (\$40,000)	
To: Student Supply Store M&O (\$40,000)	
For renovation and addition of 400 square feet of space for Student Supply Store.	
BIOCHEMISTRY	
24. Amount of Transfer: \$219,857	47
From: Biochemistry Faculty Salaries (\$219,857)	
To: Unallocated Faculty Salaries (\$219,857)	
Transfer made as a result of unsuccessful faculty recruiting efforts.	
OBSTETRICS AND GYNECOLOGY	
25. Amount of Transfer: \$652,233	23
From: Unallocated Faculty Salaries (\$652,233)	
To: Obstetrics and Gynecology Faculty Salaries (\$652,233)	
Changes to reflect properly the current operating budget for fiscal year 1990-91.	

THE UNIVERSITY OF TEXAS MEDICAL BRANCH AT GALVESTON

February 22, 1991

Charles B. Mullins, M.D.
Executive Vice Chancellor
for Health Affairs
The University of Texas System
601 Colorado Street
Austin, Texas 78701


Attn: System Budget Office

Dear Dr. Mullins:

The docket for the April 11, 1991 meeting of the Board of Regents is submitted for your recommendation and presentation to the Board.

I recommend approval.

Sincerely,

A handwritten signature in black ink, appearing to read "Thomas N. James". The signature is fluid and cursive, with a large initial "T" and "J".

Thomas N. James, M.D.
President

TNJ:lc

THE UNIVERSITY OF TEXAS MEDICAL BRANCH AT GALVESTON

U. T. BOARD OF REGENTS' MEETING

APRIL 11, 1991

TABLE OF CONTENTS

	<u>Page No.</u>
Gifts from Private Donors and Foundations	G- 3
Business Contracts for Services	G- 4
Funds Coming In	
Funds Going Out	
Construction Contracts of \$300,000 or Less	
Standard Affiliation Agreements	G- 6
Trademark License Agreements	G- 7
Patent License Agreements	G- 8
Contracts and Grants for Research, Development, Clinical and Educational Services	
Over \$500,000 (Fund Coming In and/or Funds Going Out)	G- 9
All Others	G-10
Amendments to the 1991 Budget (including faculty and staff appointments and changes in status and transfers of funds within existing budget totals)	G-11

U. T. BOARD OF REGENTS' MEETING

APRIL 11, 1991

GIFTS FROM PRIVATE DONORS AND FOUNDATIONS

The following gifts have been received and are recommended for acceptance by the U. T. Board of Regents:

<u>Donor</u>	<u>Purpose</u>	<u>Amount</u>
1. The Sealy & Smith Foundation for the John Sealy Hospital U.T. Box 81 Galveston, Texas 77550	For the acquisition and implementation of a new computer system for the John Sealy Hospital	\$ 2,939,305.00*
2. Mimmie Halley Smith Trust Fund c/o NCNB Texas Bank P. O. Box 830241 Dallas, Texas 75283-0241	Research	119,318.82
3. Robert G. Taylor, II 3400 Penthouse One Allen Center Houston, Texas 77002	Unrestricted gift	50,000.00

*No letter of transmittal from the donor

U. T. BOARD OF REGENTS' MEETING

APRIL 11, 1991

BUSINESS CONTRACTS FOR SERVICES

(FUNDS GOING OUT)

The following contracts have been awarded, have been administratively approved by the appropriate Executive Vice Chancellor, and are recommended for ratification by the U. T. Board of Regents:

1. Agency: Polk County, Texas
 Funds: \$1.00 per year plus utilities and other assessments as detailed in the agreement
 Period: January 1, 1991 through December 31, 2001
 Title/Description: Lease of 3,165 square feet of space in Livingston, Texas to support a UTMB prenatal, obstetrical and neonatal clinic
2. Agency: Stripling & Co., L.P.
 Funds: \$5,985 per month
 Period: January 1, 1991 through December 31, 1995
 Title/Description: Lease of 5,700 square feet of space in Nacogdoches County, Texas to support UTMB's family planning services and a project funded under the Maternal Infant Health Improvement Act (MIHIA)

MINOR CONSTRUCTION PROJECTS, as authorized by U. T. Board of Regents' Rules and Regulations, Part Two, Chapter VIII, Section 2 (Projects previously approved by the Board of Regents and/or those for Minor Repair and Remodeling for \$300,000.00 or less.)

3. Contractor: American Restoration, Inc.
 Amount: \$223,563
 Source of Funds: Institutional Plant Funds
 Date of Contract: November 27, 1990
 Estimated Completion Date: May 24, 1991
 Project Title: Jennie Sealy Hospital
 Brief Description: Exterior repairs
4. Contractor: ElectraLink, Inc.
 Amount: \$13,157.05
 Source of Funds: Institutional Project Funds
 Date of Contract: December 4, 1990
 Estimated Completion Date: February 1, 1991
 Project Title: Administration Building
 Brief Description: Installation of a communication cable
5. Contractor: Holliday Builders, Inc.
 Amount: \$229,222
 Source of Funds: Institutional Project Funds
 Date of Contract: November 29, 1990
 Estimated Completion Date: February 1, 1991
 Project Title: Henry Rosenberg Home
 Brief Description: Restoration - Phase I
6. Contractor: R.L.H. Construction, Inc.
 Amount: \$7,953
 Source of Funds: Institutional Plant Funds
 Date of Contract: January 23, 1991
 Estimated Completion Date: March 28, 1991
 Project Title: Runge House
 Brief Description: Renovate the elevator lobby

U. T. BOARD OF REGENTS' MEETING

APRIL 11, 1991

BUSINESS CONTRACTS FOR SERVICES

(FUNDS GOING OUT)

MINOR CONSTRUCTION PROJECTS
(Continued)

- | | |
|----------------------------|---------------------------------|
| 7. Contractor: | R.L.H. Construction, Inc. |
| Amount: | \$2,467 |
| Source of Funds: | Institutional Project Funds |
| Date of Contract: | November 30, 1990 |
| Estimated Completion Date: | December 15, 1990 |
| Project Title: | 1700 The Strand |
| Brief Description: | Install a chain link fence |
| 8. Contractor: | TWR Telecom, Inc. |
| Amount: | \$139,910 |
| Source of Funds: | Institutional Plant Funds |
| Date of Contract: | December 13, 1990 |
| Estimated Completion Date: | March 1, 1991 |
| Project Title: | Department of Biocommunications |
| Brief Description: | Install an antenna tower |

U. T. BOARD OF REGENTS' MEETING

APRIL 11, 1991

STANDARD AFFILIATION AGREEMENTS

The agreements recommended for approval by the U. T. Board of Regents are based on the model agreement adopted on April 12, 1990.

1. Facility: Angelo Community Hospital
San Angelo, Texas
Date: January 2, 1991
Purpose: To provide health care students from UTMB with certain educational opportunities
2. Facility: Bay Area Council on Drugs and Alcohol, Inc.
Houston, Texas
Date: January 2, 1991
Purpose: To provide health care students from UTMB with certain educational opportunities
3. Facility: College of Wooster
Wooster, Ohio
Date: January 2, 1991
Purpose: To provide music therapy students from the College of Wooster with certain educational opportunities at UTMB
4. Facility: Mansfield University
Mansfield, Pennsylvania
Date: December 3, 1990
Purpose: To provide health care students from Mansfield University with certain educational opportunities at UTMB
5. Facility: Memorial Hospital System which owns and operates Memorial Southeast Hospital
Houston, Texas
Date: January 2, 1991
Purpose: To provide health care students from UTMB with certain educational opportunities
6. Facility: St. Mary's Health Center
Dickinson, Texas
Date: January 2, 1991
Purpose: To provide health care students from UTMB with certain educational opportunities
7. Facility: The University of Houston Graduate School of Social Work
Houston, Texas
Date: January 2, 1991
Purpose: To provide one student from the University of Houston Graduate School of Social Work with certain educational opportunities at UTMB
8. Facility: Warm Springs Rehabilitation Hospital
San Antonio, Texas
Date: February 11, 1991
Purpose: To provide physical therapy students from UTMB's School of Allied Health Sciences with certain educational opportunities

U. T. BOARD OF REGENTS' MEETING

APRIL 11, 1991

TRADEMARK LICENSE AGREEMENTS

The following agreements have been awarded and are recommended for approval by the U. T. Board of Regents. All product approvals are in accordance with Paragraphs 10.1(C) and (D) and 11.1 of the Trademark Agreement.

1. Licensee: Herff Jones, Inc.
Indianapolis, Indiana 46202
Fee-Royalty: 6% of the gross sales price of all licensed products sold
Period: January 1, 1991 through December 31, 1993
Description: Class rings and graduation announcements
2. Licensee: Third Street Sportswear Mfg., Inc.
Ozark, Missouri 65721
Fee-Royalty: 7% of the gross sales price of all licensed products sold
Period: January 1, 1991 through December 31, 1993
Description: Wearing apparel, which includes clothing for infants, toddlers and preteens

U. T. BOARD OF REGENTS' MEETING

APRIL 11, 1991

PATENT LICENSE AGREEMENTS

The following agreement has been awarded and is recommended for approval by the U. T. Board of Regents:

1. Licensee: Chrysalis Productions, Inc.
Fort Worth, Texas 76104
- Fee-Royalty: \$10.00 per copy of the videotape made from the master
- Period: December 1, 1990 through November 30, 1995
- Description: Licensee has the right to copy and distribute the videotape entitled "Whiz Kids"

U. T. BOARD OF REGENTS' MEETING

APRIL 11, 1991

CONTRACTS OR GRANTS OVER \$500,000

(FUNDS COMING IN)

The following contracts or grants in an amount over \$500,000, have been awarded, have been administratively approved by the appropriate Executive Vice Chancellor, and are recommended for approval by the U. T. Board of Regents.

1. Grantor: Cameron County Commissioners' Court
 No.: None
 New Funds: \$580,000.08
 Current Period: February 12, 1991 through January 11, 1993
 Title/Description: Health care services agreement
2. Grantor: Commissioners' Court of Brazoria County, Texas
 No.: None
 New Funds: \$1,500,000.00
 Current Period: October 1, 1990 through September 30, 1992
 Title/Description: Renewal of health care services agreement
3. Grantor: Department of Health and Human Services
 National Institutes of Health
 National Center for Research Resources
 No.: 5 MO1 RR00073-29
 New Funds: \$1,308,385.00
 Current Period: January 14, 1991 through November 30, 1991
 Title/Description: General Clinical Research Center
4. Grantor: W. K. Kellogg Foundation
 No.: None
 New Funds: \$768,875.00
 Current Period: June 1, 1990 through May 31, 1993
 Title/Description: Integrating technology-based health promotion programs in primary care settings
5. Grantor: The Moody Foundation
 No.: 90-42
 New Funds: \$544,869.00
 Current Period: December 10, 1990 through December 9, 1992
 Title/Description: The study of a new neuronal cell line for transplantation

U. T. BOARD OF REGENTS' MEETING

APRIL 11, 1991

CONTRACTS AND GRANTS FOR RESEARCH, DEVELOPMENT, CLINICAL AND EDUCATIONAL SERVICES

Since the Docket for the previous meeting of the U. T. Board of Regents, the following activity has taken place with regard to Contracts and Grants for Research, Development, Clinical and Educational Services:

FUNDS COMING IN

- I. Non-Governmental, State and Local Government and Federal Government Contracts and Grants
 - a. 1991 G 79-114 Number of Initial Grant and Contract Awards
\$ 2,388,052.00 Value of Awards
 - b. 1991 G 115-157 Number of Fiscal Amendments to Grant and Contract Awards (Increasing or Decreasing by \$10,000)
\$ 4,270,941.49 Total of Increased Funding
\$ None Total of Reduced Funding

FUNDS GOING OUT

- II. Non-Governmental, State and Local Government and Federal Government Contracts and Grants
 - a. 1991 G 158-161 Number of Initial Grant and Contract Awards
\$ 43,430.00 Value of Awards
 - b. \$ None Number of Fiscal Amendments to Grant and Contract Awards (Increasing or Decreasing by \$10,000)
\$ None Total of Increased Funding
\$ None Total of Reduced Funding

U. T. BOARD OF REGENTS' MEETING

APRIL 11, 1991

AMENDMENTS TO THE 1991 BUDGET

The term "rate" for academic institutions is the full-time nine-month base rate and for health institutions is the full-time twelve month base rate; for all other personnel it is the full-time rate, the appointee receiving a proportionate amount depending upon the fraction of time for which he is appointed and the period of his appointment. Source of funds for payment of salaries, unless otherwise shown, is the departmental salaries account.

APPOINTMENTS TO NAMED PROFESSORSHIPS, ENDOWED FELLOWSHIPS, ENDOWED PROFESSORSHIPS, AND ENDOWED CHAIRS - 1991 BUDGET

Appointments were approved through Agenda or Docket action at prior meetings of the Board of Regents, as follows:

<u>Professorship or Chair and Department or School</u>	<u>Academic Rate</u>	<u>Chair or Professorship Appointment</u>	<u>Effective Date</u>
SCHOOL OF NURSING			
School of Nursing; Office of the Dean of the School of Nursing Rebecca Sealy Centennial Chair in Nursing Professor (Tenure), School of Nursing; Dean and Professor, Office of the Dean of the School of Nursing			
1. Mary V. Fenton (RBC 20)	105,000	105,000	9/01

U. T. BOARD OF REGENTS' MEETING

APRIL 11, 1991

AMENDMENTS TO THE 1991 BUDGET
(Continued)

<u>Item, Department, Title, Name</u>	<u>Effective Date</u>	<u>% Time</u>	<u>Full-time Salary</u>		<u>RBC</u>
			<u>No. Mos.</u>	<u>Rate</u>	
<u>APPOINTMENTS, PROMOTIONS, AND SALARY INCREASES</u>					
SCHOOL OF MEDICINE					
Office of the Vice President for Research; Interdisciplinary Medical Education Program; Physiology and Biophysics					
2. Louis C. Sheppard					84
From: Assistant Vice President for Research, Office of the Vice President for Research and IMEP; Professor (Tenure), Physiology and Biophysics		100	12	146,000	
To: Associate Vice President for Research, Office of the Vice President for Research; Professor (Tenure), Physiology and Biophysics	12/1	100	12	151,000	
SCHOOL OF MEDICINE; GRADUATE SCHOOL					
Institute for the Medical Humanities; Preventive Medicine and Community Health; Graduate School					
3. Anne H. Jones					87
From: Professor (Tenure), Institute for the Medical Humanities and PM&CH; Professor, Graduate School		100	12	60,818	
To: Professor (Tenure), Institute for the Medical Humanities and PM&CH; Professor, Graduate School	1/1	100	12	67,000	
Source of Funds:					
\$50,818 - State					
6,182 - John P. McGovern Fund					
<u>\$67,000</u> - Total Salary					

U. T. BOARD OF REGENTS' MEETING

APRIL 11, 1991

AMENDMENTS TO THE 1991 BUDGET
(Continued)

<u>Item, Department, Title, Name</u>	<u>Effective Date</u>	<u>% Time</u>	<u>Full-time Salary</u>		<u>RBC</u>
			<u>No. Mos.</u>	<u>Rate</u>	
SCHOOL OF MEDICINE					
Anesthesiology and Surgery					
4. Harry K. Wallfisch					85
From: Professor of Anesthesiology (Non-Tenure); Professor of Surgery (Non-Tenure)		100	12	200,000	
To: Professor of Anesthesiology Ad Interim Chairman (Non-Tenure); Professor of Surgery (Non-Tenure)	1/1	100	12	210,000	
Source of Funds:					
\$124,500 - State					
10,000 - MSRDP Grant					
<u>\$134,500</u> - Total Salary					
75,500 - MSRDP Fund					
<u>\$210,000</u> - Total Compensation					
Pediatrics					
5. David P. McCormick					23
From: Associate Professor (Non-Tenure)		100	12	107,000	
To: Associate Professor (Tenure)	10/1	100	12	107,000	
Source of Funds:					
\$ 85,000 - State					
15,660 - DHHS Grant					
6,340 - MSRDP Grant					
<u>\$107,000</u> - Total Salary					
Preventive Medicine and Community Health					
6. Susan C. Weller					24
From: Associate Professor, (Non-Tenure)		100	12	53,424	
To: Associate Professor (Tenure)	10/1	100	12	53,424	
Source of Funds:					
\$50,753 - State					
2,671 - DHHS Grant					
<u>\$53,424</u> - Total Salary					

U. T. BOARD OF REGENTS' MEETING

APRIL 11, 1991

AMENDMENTS TO THE 1991 BUDGET
(Continued)

TRANSFERS OF FUNDS

RBC

AUXILIARY ENTERPRISES BUDGET

7. Amount of Transfer: \$40,000

89

From: Unappropriated Surplus - Auxiliary Enterprises

To: Alumni Field House - Maintenance and Operation

To replace the lights on the tennis courts

The University of Texas
Health Science Center at Houston

1811



M. David Low, M.D., Ph.D.
President

P.O. Box 20036
Houston, Texas 77225
(713) 792-4975

March 5, 1991

Dr. Charles B. Mullins
Executive Vice Chancellor
for Health Affairs
The University of Texas System
601 Colorado Street
Austin, Texas 78701

Attn: System Budget Office

Dear Dr. Mullins:

The docket for the April 11, 1991 meeting of the Board of Regents is submitted for your recommendation and presentation to the Board.

I recommend approval.

Sincerely,

A handwritten signature in cursive script that reads "David".

M. David Low, M.D., Ph.D.
President

MDL:mr

U. T. BOARD OF REGENTS' MEETING

APRIL 11, 1991

TABLE OF CONTENTS

	<u>Page No.</u>
Gifts from Private Donors and Foundations	HH- 3
Business Contracts for Services	HH- 4
Funds Going Out	
Construction Contracts of \$300,000 or Less	
Standard Affiliation Agreements	HH- 7
Trademark License Agreements	HH- 9
Patent License Agreements	HH-10
Contracts and Grants for Research, Development, Clinical and Educational Services	
Over \$500,000 (Funds Coming In)	HH-11
Foreign (Funds Going Out)	HH-12
All Others	HH-13
Amendments to the 1991 Budget (including faculty and staff appointments and changes in status and transfers of funds within existing budget totals)	HH-14

U. T. BOARD OF REGENTS' MEETING

APRIL 11, 1991

GIFTS FROM PRIVATE DONORS AND FOUNDATIONS

The following gift has been received and is recommended for acceptance by the U. T. Board of Regents:

<u>Donor</u>	<u>Purpose</u>	<u>Amount</u>
I. Fondation Nationale De Transfusion Sanguine 6 Rue Alexandre Cabanel 75015 Paris	To support research on the effect of various coagulation factors on the cardiovascular hemo- dynamic in the Department of Anesthesiology at the Medical School	\$ 30,675.00

U. T. BOARD OF REGENTS' MEETING

APRIL 11, 1991

BUSINESS CONTRACTS FOR SERVICES

(FUNDS GOING OUT)

The following contracts have been awarded, have been administratively approved by the appropriate Executive Vice Chancellor, and are recommended for ratification by the U. T. Board of Regents:

1. Agency: Doctors Center Inc.
Second Amendment
Funds: Monthly base rent is \$182,563.33 for the month of June, 1990, \$185,680 through the 60th month, and \$241,384 from the 61st month through the 120th month. The base rent through the 60th month is increased by \$8,711.67 and by \$11,325.17 through the 120th month.
Period: June 1, 1990 through August 31, 1999
Title/Description: The purpose of this amendment is to lease 5,227 additional square feet of office space to accommodate expanded educational and clinical practice programs for the School of Nursing. The total number of square feet of space is amended to 111,408.
2. Agency: Houston Medical Center, Inc.
Fourth Amendment
Funds: \$22 per square foot
Period: August 1, 1988 through August 31, 1998
Title/Description: To lease 77,542 square feet of space for the Outpatient Clinical Services in the Houston Medical Center Building
The purpose of this amendment is to extend the lease from August 31, 1993 through August 31, 1998.
3. Agency: Memorial Care Systems
Funds: \$460.35 per month
Period: July 1, 1991 through June 30, 1994
Title/Description: To renew a lease of 297 square feet of administrative office space in the Medical Education Foundation office at Memorial Southwest Hospital in support of the Family Practice Residency Program
4. Agency: Venture Technology Center II Building
Funds: \$3,163 per month
Period: March 1, 1991 through September 31, 1995
Title/Description: To lease 4,108 square feet of office space for the Department of Epidemiology in the Ventures Technology Center at The Woodlands to study cardiovascular disease in children

U. T. BOARD OF REGENTS' MEETING

APRIL 11, 1991

BUSINESS CONTRACTS FOR SERVICES
(Continued)

MINOR CONSTRUCTION PROJECTS, as authorized by U. T. Board of Regents' Rules and Regulations, Part Two, Chapter VIII, Section 2 (Projects previously approved by the Board of Regents and/or those for Minor Repair and Remodeling for \$300,000.00 or less.)

5. Contractor: Able Construction Company
Amount: \$3,985
Source of Funds: Designated Funds
Date of Contract: December 18, 1990
Estimated Completion Date: January 18, 1991
Project Title: Medical School Building
Brief Description: Build bookshelves and move door in MSB 7.148A
6. Contractor: Blast Incorporated
Amount: \$1,755
Source of Funds: State Funds
Date of Contract: December 18, 1990
Estimated Completion Date: February 14, 1991
Project Title: Operations Center Building
Brief Description: Resurface (caulk, seal and waterproof) west wall in the Purchasing area
7. Contractor: Door Automation Systems
Amount: \$3,120
Source of Funds: State Funds
Date of Contract: January 21, 1991
Estimated Completion Date: February 28, 1991
Project Title: Operations Center Building
Brief Description: Install automatic door openers
8. Contractor: Economy T & S Metal
Amount: \$7,640
Source of Funds: State Funds
Date of Contract: January 21, 1991
Estimated Completion Date: March 18, 1991
Project Title: Graduate School of Biomedical Sciences
Brief Description: Remove and install rain gutters
9. Contractor: Harrop Construction Company, Incorporated
Amount: \$35,700
Source of Funds: Designated Funds
Date of Contract: November 26, 1990
Estimated Completion Date: March 13, 1991
Project Title: Medical School Building
Brief Description: Renovate rooms 8248 and B406
10. Contractor: Kewaunee Scientific Corporation
Amount: \$66,529
Source of Funds: State Funds
Date of Contract: December 21, 1990
Estimated Completion Date: May 1, 1991
Project Title: John Freeman Building
Brief Description: Furnish and install laboratory furniture for rooms 1.710, 1.710B and 1.710A

U. T. BOARD OF REGENTS' MEETING

APRIL 11, 1991

MINOR CONSTRUCTION PROJECTS
(Continued)

11. Contractor: Klinger Associates
Amount: \$1,820
Source of Funds: Service Department Funds
Date of Contract: December 20, 1990
Estimated Completion Date: January 4, 1991
Project Title: Operations Center Building
Brief Description: Furnish and install toilet partitions in the Planning area (1.T50 and 1.T90)
12. Contractor: Paul Yeatts Ent. Incorporated
Amount: \$4,065
Source of Funds: Service Department Funds
Date of Contract: February 5, 1991
Estimated Completion Date: February 28, 1991
Project Title: Operations Center Building
Brief Description: Remove and replace existing landing and approach to existing sidewalk, four new ramps, and new sidewalk
13. Contractor: Tennessee Tile Incorporated
Amount: \$6,700
Source of Funds: Service Department Funds
Date of Contract: December 7, 1990
Estimated Completion Date: December 21, 1990
Project Title: Operations Center Building
Brief Description: Install ceramic tile in the Planning area
14. Contractor: Way Engineering Company, Incorporated
Amount: \$93,000
Source of Funds: State Funds
Date of Contract: January 11, 1991
Estimated Completion Date: April 2, 1991
Project Title: Operations Center Building
Brief Description: Install chiller and pump
15. Contractor: Western Fence Company
Amount: \$3,497
Source of Funds: State Funds
Date of Contract: November 27, 1990
Estimated Completion Date: January 11, 1991
Project Title: Operations Center Building
Brief Description: Install two fences with rolling gates and one stand alone rolling gate

U. T. BOARD OF REGENTS' MEETING

APRIL 11, 1991

STANDARD AFFILIATION AGREEMENTS

The agreements recommended for approval by the U. T. Board of Regents are based on the model agreement adopted on April 12, 1990.

1. Facility: Casa Juan Diego
Houston, Texas
Date: November 20, 1990
Purpose: Health Care Educational Experience Program established primarily for the benefit of students in the School of Public Health and the Medical School
2. Facility: Epic Parkway Hospital
Dallas, Texas
Date: November 20, 1990
Purpose: Health Care Educational Experience Program established primarily for the benefit of students in the School of Allied Health Sciences
3. Facility: HCA Beaumont Neurological Hospital
Beaumont, Texas
Date: March 28, 1990
Purpose: Health Care Educational Experience Program established primarily for the benefit of students in the School of Nursing
4. Facility: HCA West Houston Medical Center
Houston, Texas
Date: October 1, 1990
Purpose: Health Care Educational Experience Program established primarily for the benefit of students in the School of Nursing
5. Facility: Health Management Department of Coca-Cola Foods
Houston, Texas
Date: December 14, 1990
Purpose: Health Care Educational Experience Program established primarily for the benefit of students in the School of Allied Health Sciences
6. Facility: LifeGift Organ Donation Center
Houston, Texas
Date: January 11, 1991
Purpose: Health Care Educational Experience Program established primarily for the benefit of students in the School of Nursing
7. Facility: Park Plaza AMI Hospital
Houston, Texas
Date: November 20, 1990
Purpose: Health Care Educational Experience Program established primarily for the benefit of students in the School of Allied Health Sciences
8. Facility: Shriners Hospitals for Crippled Children
Houston, Texas
Date: October 10, 1990
Purpose: Health Care Educational Experience Program established primarily for the benefit of students in the School of Allied Health Sciences

U. T. BOARD OF REGENTS' MEETING

APRIL 11, 1991

STANDARD AFFILIATION AGREEMENTS
(Continued)

9. Facility: Texas Lung Institute
Houston, Texas
Date: January 11, 1991
Purpose: Health Care Educational Experience Program
established primarily for the benefit of students
in the Medical School

U. T. BOARD OF REGENTS' MEETING

APRIL 11, 1991

TRADEMARK LICENSE AGREEMENTS

The following agreements have been awarded and are recommended for approval by the U. T. Board of Regents. All product approvals are in accordance with Paragraphs 10.1(C) and (D) and 11.1 of the Trademark Agreement.

1. Licensee: Herff Jones, Inc.
Indianapolis, Indiana 46202
Fee-Royalty: 6% of gross sales
Period: January 1, 1991 through December 31, 1993
Description: To renew the license utilizing The University of Texas Health Science Center at Houston seal and logo on class rings and graduation announcements
2. Licensee: Medcom, Incorporated
Garden Grove, California 92641
Fee-Royalty: 20% of the actual cash received
Period: November 1, 1990 through November 1, 1993
Description: To enhance the availability of health related media programs that are produced by UT-TV at Houston
3. Licensee: Promark
Rome, Georgia 30161
Fee-Royalty: 6% of gross sales
Period: January 1, 1991 through December 31, 1993
Description: To renew the license utilizing The University of Texas Health Science Center at Houston seal and logo on decals and other insignia products
4. Licensee: Universal Health Associates, Inc.
Washington, D.C. 20035-5465
Fee-Royalty: 20% of all income
Period: November 1, 1990 through October 31, 1992
Description: To assign distribution rights to educational video programs
5. Licensee: Winning Ways, Inc.
d/b/a Gear for Sports
Lenexa, Kansas 66219
Fee-Royalty: 7% of gross sales
Period: January 1, 1991 through December 31, 1993
Description: To renew the license utilizing The University of Texas Health Science Center at Houston seal and logo on sports apparel

U. T. BOARD OF REGENTS' MEETING

APRIL 11, 1991

PATENT LICENSE AGREEMENTS

The following agreement has been awarded and is recommended for approval by the U. T. Board of Regents:

1. Licensor: Medidenta B.V.
Groningen, The Netherlands
- Fee-Royalty: None
- Period: October 2, 1990 through October 1, 1992
- Description: To license a medical software package, CLIM, to be used for scientific or educational purposes and patient care by the Division of Urology of The University of Texas Medical School at Houston

U. T. BOARD OF REGENTS' MEETING

APRIL 11, 1991

CONTRACTS OR GRANTS OVER \$500,000

(FUNDS COMING IN)

The following contracts or grants in an amount over \$500,000, have been awarded, have been administratively approved by the appropriate Executive Vice Chancellor, and are recommended for approval by the U. T. Board of Regents.

1. Grantor: Foundation for Research
No.: None
New Funds: \$648,601
Current Period: January 1, 1991 through December 31, 1991
Title/Description: Positron Diagnostic and Research Center Core Facilities
2. Grantor: Department of Health and Human Services
National Cancer Institute
No.: 1 U01 CA 52939-01
New Funds: \$591,840
Current Period: September 7, 1990 through July 31, 1991
Title/Description: Salud: Mexican-American Participation in the Prevention of Cancer
3. Grantor: Department of Health and Human Services
National Center for Research Resources
No.: 5 MO1 RR02558-07
New Funds: \$676,091
Current Period: January 10, 1991 through November 30, 1991
Title/Description: General Clinical Research Center
4. Grantor: Department of Health and Human Services
National Institute of Child Health and Human Development
No.: 5 P01 HD13021-12
New Funds: \$812,164
Current Period: December 1, 1990 through November 30, 1991
Title/Description: Role of Human Milk in Infant Nutrition and Health

THE UNIVERSITY OF TEXAS HEALTH SCIENCE CENTER AT HOUSTON

U. T. BOARD OF REGENTS' MEETING

APRIL 11, 1991

FOREIGN CONTRACTS AND GRANTS FOR RESEARCH,
DEVELOPMENT AND EDUCATIONAL SERVICES

(FUNDS GOING OUT)

The following items have been awarded and are recommended for approval by the U. T. Board of Regents:

1. Country: Costa Rica
Business/Entity: Esmeralda Arce
No.: None
New Funds: Not to exceed \$1,750
Current Period: September 1, 1990 through January 31, 1991
Title/Description: Cognitive Effects of Chronic Cannabis Use
2. Country: Costa Rica
Business/Entity: Rigoberto Astorga
No.: None
New Funds: Not to exceed \$4,000
Current Period: September 1, 1990 through January 31, 1991
Title/Description: Cognitive Effects of Chronic Cannabis Use
3. Country: Costa Rica
Business/Entity: Ana Isabel Carvajal
No.: None
New Funds: Not to exceed \$3,000
Current Period: September 1, 1990 through January 31, 1991
Title/Description: Cognitive Effects of Chronic Cannabis Use
4. Country: Costa Rica
Business/Entity: Dina Krauskop
No.: None
New Funds: Not to exceed \$11,250
Current Period: September 1, 1990 through January 31, 1991
Title/Description: Cognitive Effects of Chronic Cannabis Use
5. Country: Costa Rica
Business/Entity: Silvia Leon
No.: None
New Funds: Not to exceed \$1,500
Current Period: September 1, 1990 through January 31, 1991
Title/Description: Cognitive Effects of Chronic Cannabis Use
6. Country: Costa Rica
Business/Entity: Manuel Monestal
No.: None
New Funds: Not to exceed \$4,000
Current Period: September 1, 1990 through January 31, 1991
Title/Description: Cognitive Effects of Chronic Cannabis Use
7. Country: Costa Rica
Business/Entity: Pilar Zuniga
No.: None
New Funds: Not to exceed \$4,400
Current Period: September 1, 1990 through January 31, 1991
Title/Description: Cognitive Effects of Chronic Cannabis Use

THE UNIVERSITY OF TEXAS HEALTH SCIENCE CENTER AT HOUSTON

U. T. BOARD OF REGENTS' MEETING

APRIL 11, 1991

CONTRACTS AND GRANTS FOR RESEARCH, DEVELOPMENT, CLINICAL
AND EDUCATIONAL SERVICES

Since the Docket for the previous meeting of the U. T. Board of Regents, the following activity has taken place with regard to Contracts and Grants for Research, Development, Clinical and Educational Services:

FUNDS COMING IN

I. Non-Governmental, State and Local Government and Federal Government Contracts and Grants	
a. <u>1991 HH 84-207</u>	Number of Initial Grant and Contract Awards
<u>\$ 9,171,503.78</u>	Value of Awards
b. <u>1991 HH 208-231</u>	Number of Fiscal Amendments to Grant and Contract Awards (Increasing or Decreasing by \$10,000)
<u>\$ 1,588,710.65</u>	Total of Increased Funding
<u>\$ 24,020.00</u>	Total of Reduced Funding

FUNDS GOING OUT

II. Non-Governmental, State and Local Government and Federal Government Contracts and Grants	
a. <u>1991 HH 232-245</u>	Number of Initial Grant and Contract Awards
<u>\$ 777,358.00</u>	Value of Awards
b. <u>1990 HH 246-247</u>	Number of Fiscal Amendments to Grant and Contract Awards (Increasing or Decreasing by \$10,000)
<u>\$ 42,990.00</u>	Total of Increased Funding
<u>\$ None</u>	Total of Reduced Funding

U. T. BOARD OF REGENTS' MEETING

APRIL 11, 1991

AMENDMENTS TO THE 1991 BUDGET

The term "rate" for academic institutions is the full-time nine-month base rate and for health institutions is the full-time twelve month base rate; for all other personnel it is the full-time rate, the appointee receiving a proportionate amount depending upon the fraction of time for which he is appointed and the period of his appointment. Source of funds for payment of salaries, unless otherwise shown, is the departmental salaries account.

<u>Item, Department, Title, Name</u>	<u>Effective Date</u>	<u>% Time</u>	<u>Full-time Salary</u>		<u>RBC</u>
			<u>No. Mos.</u>	<u>Rate</u>	
<u>APPOINTMENTS, PROMOTIONS, AND SALARY INCREASES</u>					
HOUSTON HEALTH SCIENCE CENTER					
General Administration					
Office of the President					
1. Melissa Proll					062
From: Assistant to the President		100	12	58,000	
To: Assistant to the President	12/01	100	12	61,190	
Executive Vice President for Administration and Finance					
2. John Porretto					066
From: Executive Vice President for Administration and Finance		100	12	113,600	
To: Executive Vice President for Administration and Finance	12/01	100	12	120,984	
3. Jackie Raymond					100
From: Assistant to the Executive Vice President for Administration and Finance		100	12	63,945	
To: Assistant to the Executive Vice President for Administration and Finance	12/01	100	12	66,500	
Vice President, Finance and Operations					
4. A. William Muse					101
From: Vice President, Finance and Operations		100	12	97,800	
To: Vice President, Finance and Operations	12/01	100	12	103,000	

U. T. BOARD OF REGENTS' MEETING

APRIL 11, 1991

AMENDMENTS TO THE 1991 BUDGET
(Continued)

<u>Item, Department, Title, Name</u>	<u>Effective Date</u>	<u>% Time</u>	<u>Full-time Salary</u>		<u>RBC</u>
			<u>No. Mos.</u>	<u>Rate</u>	
HOUSTON HEALTH SCIENCE CENTER					
General Administration					
Vice President, Finance and Operations					
5. Judy Viebig					080
From: Assistant to the Vice President, Finance and Operations		100	12	50,000	
To: Assistant to the Vice President, Finance and Operations	12/01	100	12	51,000	
Assistant Vice President, Financial Services					
6. Jerry Ellis					082
From: Assistant Vice President, Financial Services		100	12	77,700	
To: Assistant Vice President, Financial Services	12/01	100	12	81,000	
Assistant Vice President, Information Services					
7. Richard Miller					077
From: Assistant Vice President, Information Services		100	12	86,625	
To: Assistant Vice President, Information Services	12/01	100	12	88,700	
Assistant Vice President, Support Services					
8. Brian Yeoman					092
From: Assistant Vice President, Support Services		100	12	80,500	
To: Assistant Vice President, Support Services	12/01	100	12	85,000	
Assistant Vice President, Resource Management					
9. Terry Ansell					071
From: Assistant Vice President, Resource Management		100	12	75,075	
To: Assistant Vice President, Resource Management	12/01	100	12	77,350	

U. T. BOARD OF REGENTS' MEETING

APRIL 11, 1991

AMENDMENTS TO THE 1991 BUDGET
(Continued)

<u>Item, Department, Title, Name</u>	<u>Effective Date</u>	<u>% Time</u>	<u>Full-time Salary</u>		<u>RBC</u>
			<u>No. Mos.</u>	<u>Rate</u>	
HOUSTON HEALTH SCIENCE CENTER					
General Administration					
Auditing and Advisory Services					
10. John Trolinger					103
From: Executive Director, Auditing and Advisory Services		100	12	68,250	
To: Executive Director, Auditing and Advisory Services	12/01	100	12	71,000	
Educational Services, Interprofessional Education and International Programs					
Executive Vice President for Research and Academic Affairs					
11. Thomas F. Burks, II	01/01	100	12	140,000	123
12. Linda Brannon-Gruner					069
From: Assistant to the Vice President for Educational Services, Interprofessional Education and International Programs		100	12	43,630	
To: Acting Director, Educational Services, Interprofessional Education and International Programs	09/01	100	12	47,830	
13. Linda Brannon-Gruner					068
From: Acting Director, Educational Services, Interprofessional Education and International Programs		100	12	47,830	
To: Acting Director, Educational Services, Interprofessional Education and International Programs	12/01	100	12	49,793	
14. Eldon Schriener					073
From: Director of Institutional Programs Evaluation		100	12	48,300	
To: Director of Institutional Programs Evaluation	12/01	100	12	50,232	

U. T. BOARD OF REGENTS' MEETING

APRIL 11, 1991

AMENDMENTS TO THE 1991 BUDGET
(Continued)

Item, Department, Title, Name	Effective Date	% Time	Full-time Salary		RBC
			No. Mos.	Rate	
HOUSTON HEALTH SCIENCE CENTER					
General Administration					
Human Resources and Employee Relations					
15. Clough Shelton					102
From: Assistant Vice President, Human Resources and Employee Relations and Affirmative Action Officer		100	12	78,750	
To: Assistant Vice President, Human Resources and Employee Relations and Affirmative Action Officer	12/01	100	12	85,000	
Office of International Affairs					
16. Mary Helen Padilla					081
From: Director		100	12	42,840	
To: Director	12/01	100	12	44,553	
Source of Funds:					
\$ 22,277 - State Funds					
22,276 - Grant Funds					
<u>\$ 44,553</u> - Total Salary					
Registrar					
17. Lois Monroe					076
From: Registrar		100	12	55,427	
To: Registrar	12/01	100	12	58,753	
Student Counseling Services					
18. Camille Lloyd					088
From: Director of Student Counseling Services		100	12	58,766	
To: Director of Student Counseling Services	12/01	100	12	61,170	
General Institutional Expense					
Development Office					
19. Linda B. Burford					065
From: Development Officer		100	12	47,672	
To: Development Officer	12/01	100	12	49,102	

U. T. BOARD OF REGENTS' MEETING

APRIL 11, 1991

AMENDMENTS TO THE 1991 BUDGET
(Continued)

<u>Item, Department, Title, Name</u>	<u>Effective Date</u>	<u>% Time</u>	<u>Full-time Salary</u>		<u>RBC</u>
			<u>No. Mos.</u>	<u>Rate</u>	
HOUSTON HEALTH SCIENCE CENTER					
General Institutional Expense					
Development Office					
20. Mary Martha Stinnett					067
From: Development Officer		100	12	35,343	
To: Development Officer	12/01	100	12	36,403	
21. Elizabeth Chadderdon					096
From: Development Officer		100	12	49,343	
To: Development Officer	12/01	100	12	50,823	
Institutional Affairs					
22. Frank Collura					105
From: Executive Director, Institutional Affairs		100	12	76,470	
To: Executive Director, Institutional Affairs	12/01	100	12	80,000	
University Relations					
23. Joe H. Sigler					064
From: Vice President of University Relations		100	12	83,580	
To: Vice President of University Relations	12/01	100	12	86,087	
24. Ina Fried					074
From: Director of Public Affairs		100	12	45,927	
To: Director of Public Affairs	12/01	100	12	47,265	
RESEARCH ENHANCEMENT					
Houston Health Science Center					
Scientific Affairs					
25. Paula L. Knudson					086
From: Executive Coordinator, Office of Research Support Services		100	12	38,000	
To: Executive Coordinator, Office of Research Support Services	12/01	100	12	39,800	

U. T. BOARD OF REGENTS' MEETING

APRIL 11, 1991

AMENDMENTS TO THE 1991 BUDGET
(Continued)

<u>Item, Department, Title, Name</u>	<u>Effective Date</u>	<u>% Time</u>	<u>Full-time Salary</u>		<u>RBC</u>
			<u>No. Mos.</u>	<u>Rate</u>	
RESEARCH ENHANCEMENT					
Houston Health Science Center					
Scientific Affairs					
26. Jan Simpson					089
From: Director, Office of Technology Management		100	12	45,045	
To: Director, Office of Technology Management	12/01	100	12	47,045	
Scientific Affairs and Dean, Graduate School of Biomedical Sciences					
27. Bob G. Davis					095
From: Assistant Vice President, Scientific Affairs		100	12	71,085	
To: Assistant Vice President, Scientific Affairs	12/01	100	12	75,083	
Continuing Education					
28. Sam A Nixon					063
From: Director of Continuing Education and Special Assistant to the President		100	12	108,570	
To: Director of Continuing Education and Special Assistant to the President	12/01	100	12	112,370	
HOUSTON MEDICAL SCHOOL					
Instructional Administration					
Office of the Dean - Management and Administrative Services					
29. Rick A. Gaines					070
From: Associate Dean for Management		100	12	86,210	
To: Associate Dean for Management	12/01	100	12	91,383	
Basic Sciences					
Physiology and Cell Biology					
30. Edgar T. Walters					107
From: Assistant Professor (Non-tenure)		100	12	50,000	
To: Associate Professor (Tenure)	09/01	100	12	50,000	

U. T. BOARD OF REGENTS' MEETING

APRIL 11, 1991

AMENDMENTS TO THE 1991 BUDGET
(Continued)

Item, Department, Title, Name	Effective Date	% Time	Full-time Salary		RBC
			No. Mos.	Rate	
HOUSTON MEDICAL SCHOOL					
Clinical Sciences					
Anesthesiology					
31. John P. Williams					037
From: Assistant Professor (Non-tenure)		100	12	145,000	
To: Associate Professor (Tenure)	09/01	100	12	145,000	
Source of Funds:					
\$ 96,300 - State					
48,700 - MSRDP Augmentation					
<u>\$145,000</u> - Total Compensation					
Internal Medicine - Hematology					
32. Kenneth K. Wu					058
From: Professor (Tenure)		100	12	166,100	
To: Professor (Tenure)	09/01	100	12	170,300	
Source of Funds:					
\$ 73,200 - State					
25,000 - Grant Funds					
<u>\$ 98,200</u> - Total Salary					
72,100 - MSRDP Augmentation					
<u>\$170,300</u> - Total Compensation					
33. Clyde Michael Jones					111
From: Associate Professor (Non-tenure)		100	12	90,000	
To: Associate Professor (Tenure)	09/01	100	12	90,000	
Source of Funds:					
\$ 73,000 - State					
17,000 - MSRDP Augmentation					
<u>\$ 90,000</u> - Total Compensation					

U. T. BOARD OF REGENTS' MEETING

APRIL 11, 1991

AMENDMENTS TO THE 1991 BUDGET
(Continued)

Item, Department, Title, Name	Effective Date	% Time	Full-time Salary		RBC
			No. Mos.	Rate	
HOUSTON MEDICAL SCHOOL					
Clinical Sciences					
Internal Medicine - Infectious Diseases					
34. Barbara Murray					098
From: Professor (Tenure)		100	12	88,900	
To: Professor (Tenure)	09/01	100	12	98,900	
Source of Funds:					
\$ 92,000 - State					
<u>6,900</u> - MSRDP Augmentation					
<u>\$ 98,900</u> - Total Compensation					
Internal Medicine - Nephrology					
35. Andrew M. Kahn					057
From: Associate Professor (Tenure)		100	12	82,900	
To: Associate Professor (Tenure)	09/01	100	12	92,900	
Source of Funds:					
\$ 72,900 - State					
<u>10,000</u> - Grant Funds					
<u>\$ 82,900</u> - Total Salary					
<u>10,000</u> - MSRDP Augmentation					
<u>\$ 92,900</u> - Total Compensation					
Internal Medicine - Rheumatology					
36. John D. Reveille					110
From: Associate Professor (Non-tenure)		100	12	79,500	
To: Associate Professor (Tenure)	09/01	100	12	79,500	
Source of Funds:					
\$ 10,000 - State					
<u>69,500</u> - Grant Funds					
<u>\$ 79,500</u> - Total Salary					
Pathology and Lab Medicine					
37. Alan H. Wu					112
From: Associate Professor (Non-tenure)		100	12	59,700	
To: Associate Professor (Tenure)	09/01	100	12	59,700	

U. T. BOARD OF REGENTS' MEETING

APRIL 11, 1991

AMENDMENTS TO THE 1991 BUDGET
(Continued)

<u>Item, Department, Title, Name</u>	<u>Effective Date</u>	<u>% Time</u>	<u>Full-time Salary</u>		<u>RBC</u>
			<u>No. Mos.</u>	<u>Rate</u>	
HOUSTON MEDICAL SCHOOL					
Clinical Sciences					
Pediatrics					
38. Edward Stephen Buescher					113
From: Associate Professor (Non-tenure)		100	12	75,400	
To: Associate Professor (Tenure)	09/01	100	12	75,400	
Source of Funds:					
\$ 56,400 - State					
7,100 - Grant Funds					
<u>\$ 63,500 - Total Salary</u>					
11,900 - MSRDP Augmentation					
<u>\$ 75,400 - Total Compensation</u>					
Psychiatry and Behavioral Sciences					
39. Edward J. McLaughlin					122
From: Professor (Tenure)		100	12	94,000	
To: Professor (Tenure) and Assistant Dean	09/01	100	12	94,000	
Radiology					
40. Lamk M. Lamki					109
From: Professor (Non-tenure)		100	12	190,000	
To: Professor (Tenure)	09/01	100	12	190,000	
Source of Funds:					
\$111,800 - State					
78,200 - MSRDP Augmentation					
<u>\$190,000 - Total Compensation</u>					

U. T. BOARD OF REGENTS' MEETING

APRIL 11, 1991

AMENDMENTS TO THE 1991 BUDGET
(Continued)

<u>Item, Department, Title, Name</u>	<u>Effective Date</u>	<u>% Time</u>	<u>Full-time Salary</u>		<u>RBC</u>
			<u>No. Mos.</u>	<u>Rate</u>	
HOUSTON MEDICAL SCHOOL					
Clinical Sciences					
Surgery - General					
41. James H. Duke, Jr.					019
From: Professor (Tenure) and John Holmes Professorship of Clinical Sciences		100	12	220,000	
To: Professor (Tenure) and John Holmes Professorship of Clinical Sciences	09/01	100	12	320,000	
Source of Funds:					
\$121,000 - State					
100,000 - Grant Funds					
\$221,000 - Total Salary					
99,000 - MSRDP Augmentation					
<u>\$320,000</u> - Total Compensation					
HOUSTON DENTAL BRANCH					
Instructional Administration					
Dean					
42. Ernest DeLaune					078
From: Assistant to the Dean		100	12	65,480	
To: Assistant to the Dean	12/01	100	12	67,780	
43. Denis P. Lynch					091
From: Executive Associate Dean		100	12	62,645	
To: Executive Associate Dean	12/01	100	12	65,145	
Student Affairs					
44. James Newland					090
From: Associate Dean, Student Affairs		100	12	80,000	
To: Associate Dean, Student Affairs	12/01	100	12	82,800	

U. T. BOARD OF REGENTS' MEETING

APRIL 11, 1991

AMENDMENTS TO THE 1991 BUDGET
(Continued)

<u>Item, Department, Title, Name</u>	<u>Effective Date</u>	<u>% Time</u>	<u>Full-time Salary</u>		<u>RBC</u>
			<u>No. Mos.</u>	<u>Rate</u>	
HOUSTON DENTAL BRANCH					
School of Dentistry					
Endodontics					
45. John A. Suchina					126
From: Associate Professor (Tenure)		100	12	65,715	
To: Associate Professor (Tenure)	02/01	100	12	70,715	
Dental Clinic Operation					
Outpatient Division - General					
46. Kenneth Brady					115
From: Professor (Tenure) in General Practice		100	12	97,875	
To: Associate Dean for Clinical Affairs	12/01	100	12	102,000	
Dental Science Institute					
47. Ian C. MacKenzie					094
From: Associate Dean for Research and Director, Dental Science Institute		100	12	126,000	
To: Associate Dean for Research and Director, Dental Science Institute	12/01	100	12	129,000	
Source of Funds:					
\$102,600 - State					
26,400 - Grant Funds					
<u>\$129,000</u> - Total Salary					
HOUSTON GRADUATE SCHOOL OF BIOMEDICAL SCIENCES					
Instructional Administration					
Dean					
48. Melva Ramsay					083
From: Assistant to the Dean		100	12	49,000	
To: Assistant to the Dean	12/01	100	12	50,500	

U. T. BOARD OF REGENTS' MEETING

APRIL 11, 1991

AMENDMENTS TO THE 1991 BUDGET
(Continued)

Item, Department, Title, Name	Effective Date	% Time	Full-time Salary		RBC
			No. Mos.	Rate	
HOUSTON GRADUATE SCHOOL OF BIOMEDICAL SCIENCES					
Instructional Administration					
Dean					
49. Paul Darlington					087
From: Associate Dean		100	12	74,445	
To: Associate Dean	12/01	100	12	78,445	
Instruction					
Demographic and Population Genetics Center					
50. Craig Hanis					114
From: Associate Professor (Tenure) and Acting Director, Genetics Center		100	12	51,870	
To: Associate Professor (Tenure) and Acting Director, Genetics Center	11/01	100	12	56,870	
Source of Funds:					
\$ 5,000 - State					
51,870 - Grant Funds					
<u>\$ 56,870</u> - Total Salary					
HOUSTON ALLIED HEALTH SCIENCES SCHOOL					
Instructional Administration					
Dean					
51. Audrea J. Allen					079
From: Assistant to the Dean		100	12	42,000	
To: Assistant to the Dean	12/01	100	12	44,520	
52. James A. Heggie					085
From: Assistant to the Vice President for Minority Affairs		100	12	45,000	
To: Assistant to the Vice President for Minority Affairs	12/01	100	12	47,700	

U. T. BOARD OF REGENTS' MEETING

APRIL 11, 1991

AMENDMENTS TO THE 1991 BUDGET
(Continued)

<u>Item, Department, Title, Name</u>	<u>Effective Date</u>	<u>% Time</u>	<u>Full-time Salary</u>		<u>RBC</u>
			<u>No. Mos.</u>	<u>Rate</u>	
HOUSTON ALLIED HEALTH SCIENCES SCHOOL					
Instructional Administration					
Dean and Interdisciplinary Studies					
53. Madelyn Kamen					097
From: Professor (Non-tenure) and Associate Dean		100	12	59,420	
To: Professor (Non-tenure) and Associate Dean	12/01	100	12	62,380	
PUBLIC HEALTH SCHOOL					
Instruction					
Environmental Sciences					
54. Gene D. Schroder					130
From: Associate Professor (Tenure)		100	12	53,300	
To: Associate Professor (Tenure) and Assistant Dean, Student Affairs	01/31	100	12	63,960	
HOUSTON NURSING SCHOOL					
Instruction					
General Instruction					
55. Susan M. Cohen					116
From: Associate Professor (Non-tenure)		100	12	55,100	
To: Associate Professor (Tenure)	01/01	100	12	55,100	
Source of Funds:					
\$ 26,448 - State Funds					
28,652 - Grant Funds					
<u>\$ 55,100</u> - Total Salary					

THE UNIVERSITY OF TEXAS HEALTH SCIENCE CENTER AT HOUSTON

U. T. BOARD OF REGENTS' MEETING

APRIL 11, 1991

AMENDMENTS TO THE 1991 BUDGET
(Continued)

<u>Item, Department, Title, Name</u>	<u>Effective Date</u>	<u>% Time</u>	<u>Full-time Salary</u>		<u>RBC</u>
			<u>No. Mos.</u>	<u>Rate</u>	
HOUSTON NURSING SCHOOL					
Instruction					
General Instruction and Cooperative					
M/S Program with Pan American University					
56. Miguel Da Cunha					121
From: Professor (Tenure) and Coordinator, Program Administration		100	12	53,649	
To: Professor (Tenure) and Coordinator, Program Administration	02/01	100	12	57,649	
Source of Funds:					
\$ 25,111 - State Funds					
32,538 - Grant Funds					
<u>\$ 57,649 - Total Salary</u>					
ORGANIZED ACTIVITIES RELATED TO INSTRUCTION					
U.T. - T.V. - Houston					
57. Nathaniel D. Macon					084
From: Executive Director of U.T. - T.V.		90	12	77,470	
To: Executive Director of U.T. - T.V.	12/01	90	12	81,653	
DESIGNATED FUNDS					
Houston Health Science Center					
Health Policy Institute for Research and Education and Program in Health, Science and the Arts					
58. Sue A. Porretto					061
From: Special Assistant to the President and Assistant Director, Administration, Health Policy Institute for Education and Research		100	12	57,750	
To: Special Assistant to the President and Assistant Director, Administration, Health Policy Institute for Education and Research	12/01	100	12	60,060	

U. T. BOARD OF REGENTS' MEETING

APRIL 11, 1991

AMENDMENTS TO THE 1991 BUDGET
(Continued)

<u>Item, Department, Title, Name</u>	<u>Effective Date</u>	<u>% Time</u>	<u>Full-time Salary</u>		<u>RBC</u>
			<u>No. Mos.</u>	<u>Rate</u>	
DESIGNATED FUNDS					
MSRDP - Central Business Office					
Assistant Vice President, Medical Practice Plan					
59. James Chamberlain, III					099
From: Assistant Vice President, Medical Practice Plan		100	12	90,300	
To: Assistant Vice President, Medical Practice Plan	12/01	100	12	98,000	
MSRDP - Houston Medical School - Dean					
60. Abby Mitchell					072
From: Special Assistant		100	12	68,250	
To: Special Assistant	12/01	100	12	72,345	
MSRDP - Community Affairs					
61. Mathew K. Logan					075
From: Assistant Dean, Community Affairs and Director of Medical School Communications and Associate Director of Public Relations for the Health Science Center		100	12	82,640	
To: Assistant Dean, Community Affairs and Director of Medical School Communications and Associate Director of Public Relations for the Health Science Center	12/01	100	12	87,598	
AUXILIARY ENTERPRISES FUNDS					
Office Operations					
62. Robert Bowman					104
From: Assistant Vice President, Auxiliary Enterprises		100	12	78,750	
To: Assistant Vice President, Auxiliary Enterprises	12/01	100	12	85,000	

U. T. BOARD OF REGENTS' MEETING

APRIL 11, 1991

AMENDMENTS TO THE 1991 BUDGET
(Continued)TRANSFERS OF FUNDSRBC

PHYSICAL PLANT OPERATION

63. Amount of Transfer: \$248,497 040

From: Health Science Center Unallocated Appropriations:
Administrative and Professional Salaries (\$59,455),
Classified Salaries (\$26,444), and Maintenance and
Operation (\$24,220)

Building Services - Administration: Administrative
and Professional Salaries (\$25,190), Classified
Salaries (\$52,327), Maintenance and Operation
(\$16,980), and Telephones (\$800)

Physical Plant Administration: Classified Salaries
(\$24,561), Telephones (\$400), and Postage (\$100)

Utilities Maintenance - Administration: Classified
Salaries (\$16,120), Maintenance and Operation (\$1,500),
and Telephones (\$400)

To: Physical Plant - Office of Facilities Planning and
Capital Construction: Administrative and Professional
Salaries (\$91,602), Classified Salaries (\$112,495),
Maintenance and Operation (\$32,500), Telephones
(\$2,800), Postage (\$100), Equipment (\$5,000), and Travel
(\$4,000)

To establish an operating budget for fiscal year 1990-91 due
to reorganization within the Health Science Center Physical
Plant

64. Amount of Transfer: \$203,407 060

From: Health Science Center Unallocated Appropriations:
Maintenance and Operation (\$180,727) and Harris County
Psychiatric Center Unallocated Appropriations - Main-
tenance and Operation (\$22,680)

To: Health Science Center - Security - Contract Services
(\$180,727) and Harris County Psychiatric Center
Security - Contract Services (\$22,680)

To increase the Health Science Center and Harris County
Psychiatric Center Security budgets for fiscal year 1990-91
in order to fund the Common Security Assessment as per
Article 9 of the "Restrictions Governing the Texas Medical
Center, Inc." This amount was not included in the original
operating budget due to a misunderstanding of our
requirement to pay for T.M.C. Security Services which is now
resolved and will continue to be paid for these services.

U. T. BOARD OF REGENTS' MEETING

APRIL 11, 1991

AMENDMENTS TO THE 1991 BUDGET
(Continued)TRANSFERS OF FUNDSRBC

HOUSTON DENTAL BRANCH

65. Amount of Transfer: \$158,000 119

From: Outpatient Division - Nursing - Classified Salaries (\$43,800) and Outpatient Division - General - Maintenance and Operation (\$114,200)

To: Outpatient Division - Nursing - Maintenance and Operation

To provide funds for urgently needed infection control supplies. Supplies are needed more than positions during fiscal year 1990-91.

DESIGNATED FUNDS

66. Amount of Transfer: \$332,800 035

From: MSRDP - Radiology - Prior Year Balance Forward

To: MSRDP - Pathology and Laboratory Medicine: Faculty Salaries (\$277,300), Vacation Benefits (\$3,050), Staff Benefits (\$28,875) and Matching Retirement (\$23,575)

To increase the 1990-91 operating budget. This transfer is necessary for Radiology to partially repay a loan previously received from Pathology to purchase the Magnetic Resonance Imaging (MRI) instrument.

67. Amount of Transfer: \$136,474 045

From: Phillips Petroleum Company Agreement - Prior Year Balance Forward

To: MSRDP - Psychiatry and Behavioral Sciences - Maintenance and Operation (\$20,173), Fringe Benefits (\$3,600), Alterations and Renovations (\$10,000), Equipment (\$65,047), Travel (\$27,654), and Other (\$10,000)

To budget the prior year balance forward for use in the current year. This account was not in the approved operating budget because unexpended balance could not be anticipated at budget preparation time. The original funds were received from Phillips Petroleum Company in April, 1990 in the amount of \$154,125 (refer to RBC No. 102 from fiscal year 1990). This payment was received for services rendered by the Department of Psychiatry and Behavioral Sciences for crisis management services provided to Phillips Petroleum following the disastrous fire at the Phillips Petroleum plant last year.

THE UNIVERSITY OF TEXAS HEALTH SCIENCE CENTER AT HOUSTON

U. T. BOARD OF REGENTS' MEETING

APRIL 11, 1991

AMENDMENTS TO THE 1991 BUDGET
(Continued)TRANSFERS OF FUNDSRBC

DESIGNATED FUNDS

68. Amount of Transfer: \$333,800 059

From: U.T. Nursing Services - Estimated Revenue

To: U.T. Nursing Services - Faculty Salaries (\$117,917),
 Administrative and Professional Salaries (\$17,708),
 Classified Salaries (\$3,038), Vacation Benefits
 (\$1,526), Staff Benefits (\$24,264), Matching Retirement
 (\$11,787), Maintenance and Operation (\$74,135),
 Telephones (\$3,602), Postage (\$840), Rental (\$32,083),
 Consultant Fees (\$4,000), Equipment (\$33,900), and
 Travel (\$9,000)

To establish a budget for U.T. Nursing Services, - Houston. The revenue to support this budget will come from contracted services currently being developed. This revenue has additionally been collateralized by the School of Nursing with internal funding sources. This account was not in the original operating budget because approval was just recently granted by the Health Science Center Board and subsequently approved by Dr. Mullins at a meeting in Austin on October 16, 1990.

69. Amount of Transfer: \$139,000 002

From: Positron Diagnostic Research Center - Estimated Revenue

To: Positron Diagnostic Research Center - Maintenance and Operation (\$75,000) and Equipment (\$64,000)

To establish a 1990-91 operating budget. Revenue to support this budget will come from internal billings for services rendered for the use of the PET cameras, the Cyclotron and the acquisition of radioisotopes provided by the P.D.R.C. This account was not budgeted in the approved operating budget due to the uncertainty of the licensing of the Cyclotron facility at the time of budget preparation.

March 5, 1991

Dr. Charles B. Mullins
Executive Vice Chancellor
for Health Affairs
The University of Texas System
601 Colorado Street
Austin, Texas 78701

Attn: System Budget Office

Dear Dr. ^{Charlie}Mullins:

The docket for the April 11, 1991 meeting of the Board of Regents is submitted for your recommendation and presentation to the Board.

I recommend approval.

Sincerely,



John P. Howe, III, M.D.
President

JPH:gb

U. T. BOARD OF REGENTS' MEETING

APRIL 11, 1991

TABLE OF CONTENTS

	<u>Page No.</u>
Gifts from Private Donors and Foundations	HS- 3
Business Contracts for Services	HS- 4
Standard Affiliation Agreements	HS- 5
Trademark License Agreements	HS- 6
Patent License Agreements	HS- 7
Contracts and Grants for Research, Development, Clinical and Educational Services	
Over \$500,000 (Fund Coming In and/or Funds Going Out)	HS- 8
All Others	HS- 9
Amendments to the 1991 Budget (including faculty and staff appointments and changes in status and transfers of funds within existing budget totals)	HS-10

U. T. BOARD OF REGENTS' MEETING

APRIL 11, 1991

GIFTS FROM PRIVATE DONORS AND FOUNDATIONS

The following gift has been received and is recommended for acceptance by the U. T. Board of Regents:

<u>Donor</u>	<u>Purpose</u>	<u>Amount</u>
1. Anonymous	Neurology Fellowship Support	\$ 50,000.00

U. T. BOARD OF REGENTS' MEETING

APRIL 11, 1991

BUSINESS CONTRACTS FOR SERVICES

(FUNDS GOING OUT)

The following contracts have been awarded, have been administratively approved by the appropriate Executive Vice Chancellor, and are recommended for ratification by the U. T. Board of Regents:

1. Agency: The Union Labor Life Insurance Company
Funds: \$1,312.50 per month
Period: January 1, 1991 through December 31, 1995
Title/Description: Lease 1,750 square feet of usable office space located in Bluffcreek Office Tower Building to house the South Texas Health Research Center

U. T. BOARD OF REGENTS' MEETING

APRIL 11, 1991

STANDARD AFFILIATION AGREEMENTS

The agreements recommended for approval by the U. T. Board of Regents are based on the model agreement adopted on December 16, 1977.

1. Facility: St. Joseph's Health Care System
Albuquerque, New Mexico
Date: July 1, 1990
Purpose: To provide work related educational experiences for UTHSC-San Antonio students

2. Facility: The San Antonio AIDS Foundation
San Antonio, Texas
Date: September 20, 1990
Purpose: To provide work related educational experiences for UTHSC-San Antonio students

3. Facility: Woodlawn Hills Care Center
San Antonio, Texas
Date: January 10, 1991
Purpose: To provide work related educational experiences for UTHSC-San Antonio students

U. T. BOARD OF REGENTS' MEETING

APRIL 11, 1991

TRADEMARK LICENSE AGREEMENTS

The following agreement has been awarded and is recommended for approval by the U. T. Board of Regents. All product approvals are in accordance with Paragraphs 10.1(C) and (D) and 11.1 of the Trademark Agreement.

1. Licensee: Third Street Sportswear Mfg., Inc.
Ozark, Missouri 65721
- Fee-Royalty: \$0, 7% of gross sales
- Period: January 1, 1991 through December 31, 1991
- Description: Wearing apparel, including clothing for infants, toddlers and preteens.

U. T. BOARD OF REGENTS' MEETING

APRIL 11, 1991

TECHNOLOGY LICENSE AGREEMENTS

The following agreements have been awarded and are recommended for approval by the U. T. Board of Regents:

1. Licensee: BioGenex Laboratories
San Ramon, California 94583
Fee-Royalty: 5% of net sales
Period: November 29, 1990 through life of cell line
Description: Hybridoma Cell Line Producing Antibodies to Heat Shock Protein 27 (HSP27)

2. Licensee: StressGen Biotechnologies Corporation
Sidney, B.C., Canada V8L 3S3
Fee-Royalty: 5% of net sales
Period: November 20, 1990 through life of cell line
Description: Hybridoma Cell Line Producing Antibodies to Heat Shock Protein 27 (HSP27)

THE UNIVERSITY OF TEXAS HEALTH SCIENCE CENTER AT SAN ANTONIO

U. T. BOARD OF REGENTS' MEETING

APRIL 11, 1991

CONTRACTS OR GRANTS OVER \$500,000

(FUNDS COMING IN)

The following contracts or grants in an amount over \$500,000, have been awarded, have been administratively approved by the appropriate Executive Vice Chancellor, and are recommended for approval by the U. T. Board of Regents.

1. Grantor: National Institute of Dental Research
No.: 5 P01 DE08569-03
New Funds: \$619,655
Current Period: January 1, 1991 through December 31, 1991
Title/Description: Modulators of Bone Cell Function in Oral Disease
2. Grantor: National Center for Research Resources
No.: 5 M01 RR01346-10
New Funds: \$1,162,574
Current Period: January 10, 1991 through November 30, 1991
Title/Description: General Clinical Research Center
3. Grantor: Audie L. Murphy Memorial Veterans Hospital
No.: V671P2104
New Funds: \$586,339.47
Current Period: January 1, 1991 through September 30, 1991
Title/Description: Scarce Medical Specialist - Radiology
4. Grantor: National Institute of Neurological Disorders
and Stroke
No.: 5 R01 NS24224-04
New Funds: \$564,915
Current Period: January 1, 1990 through December 31, 1990

(FUNDS GOING OUT)

5. Grantor: Audie L. Murphy Memorial Veterans Hospital
No.: V671P2100
New Funds: \$916,000
Current Period: December 1, 1990 through November 30, 1991
Title/Description: Mutual Use of Specialized Medical Resources -
Clinical Research

U. T. BOARD OF REGENTS' MEETING

APRIL 11, 1991

CONTRACTS AND GRANTS FOR RESEARCH, DEVELOPMENT, CLINICAL
AND EDUCATIONAL SERVICES

Since the Docket for the previous meeting of the U. T. Board of Regents, the following activity has taken place with regard to Contracts and Grants for Research, Development, Clinical and Educational Services:

FUNDS COMING IN

- I. Non-Governmental, State and Local Government and Federal Government Contracts and Grants
- | | | |
|----|------------------------|---|
| a. | <u>1990 HS 87-148</u> | Number of Initial Grant and Contract Awards |
| | <u>\$ 5,949,173.70</u> | Value of Awards |
| b. | <u>1990 HS 149-152</u> | Number of Fiscal Amendments to Grant and Contract Awards (Increasing or Decreasing by \$10,000) |
| | <u>\$ 307,110.00</u> | Total of Increased Funding |
| | <u>\$ None</u> | Total of Reduced Funding |

FUNDS GOING OUT

- II. Non-Governmental, State and Local Government and Federal Government Contracts and Grants
- | | | |
|----|------------------------|---|
| a. | <u>1990 HS 153-155</u> | Number of Initial Grant and Contract Awards |
| | <u>\$ 263,365.54</u> | Value of Awards |
| b. | <u>None</u> | Number of Fiscal Amendments to Grant and Contract Awards (Increasing or Decreasing by \$10,000) |
| | <u>\$ None</u> | Total of Increased Funding |
| | <u>\$ None</u> | Total of Reduced Funding |

THE UNIVERSITY OF TEXAS HEALTH SCIENCE CENTER AT SAN ANTONIO

U. T. BOARD OF REGENTS' MEETING

APRIL 11, 1991

AMENDMENTS TO THE 1991 BUDGET

The term "rate" for academic institutions is the full-time nine-month base rate and for health institutions is the full-time twelve month base rate; for all other personnel it is the full-time rate, the appointee receiving a proportionate amount depending upon the fraction of time for which he is appointed and the period of his appointment. Source of funds for payment of salaries, unless otherwise shown, is the departmental salaries account.

<u>Item, Department, Title, Name</u>	<u>Effective Date</u>	<u>% Time</u>	<u>Full-time Salary</u>		<u>RBC</u>
			<u>No. Mos.</u>	<u>Rate</u>	
<u>APPOINTMENTS, PROMOTIONS, AND SALARY INCREASES</u>					
GENERAL ADMINISTRATION					
Office of the President					
Assistant to the President for Special Projects					
1. Sylvia M. Cantu	9/01/90	100	12	\$ 30,000	22
Office of Special Programs					
Director					
2. Sylvia P. Fernandez	1/14/91	100	12	40,000	17
Vice President for Academic Services					
Assistant to the Vice President for Academic Services					
3. Mary Ellen Greene	11/01/90	100	12	40,000	13
MEDICAL SCHOOL					
Medicine					
4. Charles F. Lemaistre					12
From: Assistant Professor (Non-Tenure)		100	12	100,000	
To: Associate Professor (Tenure)	11/01/90	100	12	100,000	
Source of Funds:					
\$ 85,000 State					
15,000 MSRDP Augmentation					
<u>\$100,000 Total Compensation</u>					
DENTAL SCHOOL					
Office of the Dean and Oral & Maxillofacial Surgery					
5. John D. Rugh					18
From: Professor		100	12	71,554	
To: Director of Research for the Dental School and Professor	1/01/91	100	12	88,000	

U. T. BOARD OF REGENTS' MEETING

APRIL 11, 1991

AMENDMENTS TO THE 1991 BUDGET
(Continued)

<u>Item, Department, Title, Name</u>	<u>Effective Date</u>	<u>% Time</u>	<u>Full-time Salary</u>		<u>RBC</u>
			<u>No. Mos.</u>	<u>Rate</u>	
<u>APPOINTMENTS, PROMOTIONS, AND SALARY INCREASES</u>					
NURSING SCHOOL					
Office of the Dean					
6. DeLight Tillotson					19
From: Associate Professor		100	12	\$ 47,350	
To: Interim Associate Dean for Student Affairs and Associate Professor	2/01/91	100	12	54,168	
Source of Funds:					
\$ 9,750 State					
44,418 DHHS Grant					
<u>\$ 54,168 Total Compensation</u>					
SPECIAL ITEMS					
Institute of Biotechnology					
Director					
7. Wen-Hwa Lee	6/01/91	100	12	170,000	15
Associate Professor					
8. Eva Y.H. Lee	6/01/91	100	12	85,000	16
VARIOUS					
MEDICAL SCHOOL					
Radiology					
9. Robert G. Waggener					21
From: Professor		100	12	68,142	
To: Professor	1/01/91	100	12	68,648	
Source of Funds:					
\$53,825 State					
14,823 MRSDP Augmentation					
<u>\$68,648 Total Compensation</u>					

U. T. BOARD OF REGENTS' MEETING

APRIL 11, 1991

AMENDMENTS TO THE 1991 BUDGET
(Continued)

<u>Item, Department, Title, Name</u>	<u>Effective Date</u>	<u>% Time</u>	<u>Full-time Salary</u>		<u>RBC</u>
			<u>No. Mos.</u>	<u>Rate</u>	
<u>APPOINTMENTS, PROMOTIONS, AND SALARY INCREASES</u>					
VARIOUS (continued)					
MEDICAL SCHOOL (continued)					
Biochemistry					
10. Bettie Sue Masters					21
From: Professor		100	12	\$116,345	
To: Robert A. Welch Foundation Professor of Chemistry	1/01/91	100	12	118,450	
Source of Funds:					
\$ 46,200 State					
72,250 DHHS Grant					
<u>\$118,450 Total Compensation</u>					
ALLIED HEALTH SCIENCES					
Dental Hygiene Education					
11. Linda S. Scheirton					21
From: Associate Professor		100	12	36,000	
To: Associate Professor	1/01/91	100	12	43,000	

THE UNIVERSITY OF TEXAS HEALTH SCIENCE CENTER AT SAN ANTONIO

U. T. BOARD OF REGENTS' MEETING

APRIL 11, 1991

AMENDMENTS TO THE 1991 BUDGET
(Continued)

Department	Prior Status			Augmen- tation	Tot Com- pensation	Amended Status			Augmen- tation	Tot Com- pensation	RBC
	Salary State	Rate Other	Total			Salary State	Rate Other	Total			
EFFECTIVE DATE FOR THE FOLLOWING CHANGES IS 1/1/91											
HEALTH SERVICES											
Counseling Svcs											
Kobos, Joseph C	64,838		64,838	3,403	68,241	13,357	54,902	68,259	3,974	72,233	
DEAN OF THE SCHOOL OF PUBLIC HEALTH											
Dean/Clin Affrs											
Forland, Marvin	103,574		103,574	38,698	142,272	108,273		108,273	40,453	148,726	
Dean/Acad Affrs											
Pestana, Carlos	60,974	28,868	89,842	86,158	176,000	63,053	28,868	91,921	88,743	180,664	
PHYSIOLOGY											
Professor & Chair											
Smith, R. Brian	112,404	3,596	116,000	116,000	232,000	119,480		119,480	119,480	238,960	
Professor											
Albin, Maurice S.	80,535		80,535	80,534	161,069	82,951		82,951	82,950	165,901	
Jones, David J.	74,015		74,015		74,015	76,235		76,235		76,235	
Orr, Malcolm D.	89,659		89,659	75,701	165,360	92,349		92,349	77,972	170,321	
Ramamurthy, Somayaji	92,378		92,378	72,982	165,360	102,514		102,514	67,807	170,321	
Associate Professor											
Bready, Lois L.	103,950		103,950	46,050	150,000	107,068		107,068	47,432	154,500	
Gilbert, Terence J.	99,225		99,225	50,775	150,000	102,202		102,202	52,298	154,500	
Holmgreen, William C.	89,350		89,350	59,050	148,400	92,030		92,030	60,822	152,852	
Husain, Farkhanda J.	98,280		98,280	50,120	148,400	101,228		101,228	51,624	152,852	
Rasch, Deborah Kay	90,399		90,399	43,601	134,000	94,956		94,956	47,084	142,040	
Assistant Professor											
Bunegin, Leonid	42,645		42,645		42,645	43,924		43,924		43,924	
CLINICAL PRACTICE											
Professor & Chair											
Paul, Leonard G.	116,042		116,042	40,225	156,267	120,684		120,684	41,834	162,518	
Professor											
Furino, Antonio	59,001	14,632	73,633		73,633	60,461	15,115	75,576		75,576	
Associate Professor											
Ellis, Richard E.	50,571	39,690	90,261		90,261	52,086	40,882	92,968		92,968	
Katendahl, David A.	83,100		83,100		83,100	85,590		85,590		85,590	
Lawler, W. Ross	86,725		86,725		86,725	89,325		89,325		89,325	
Moreno, Carlos A.	73,707	5,463	79,170	3,930	83,100	75,970	5,630	81,600	3,930	85,530	
CLINICAL											
Professor & Prfesp/C B & A Sahn Brn											
O'Rourke, Robert A.	52,978	55,067	108,045	28,057	136,102	54,567	55,067	109,634	28,899	138,533	
Professor & Dep Chair											
Waser, Elliot	42,375	57,939	100,314	32,979	133,293	44,070	57,939	102,009	34,298	136,307	
Professor											
Boldt, David H.	41,951	75,052	117,003		117,003	43,264	60,967	104,231	14,630	118,861	
Clark, Gary M.	63,678	11,681	75,359		75,359	66,221	13,659	79,880		79,880	
Coltman, Charles A., Jr.	50,795	56,821	107,616	8,872	116,488	52,318	58,526	110,844	9,138	119,982	
DeFronzo, Ralph A.	38,188	86,017	124,205		124,205	39,334	86,988	126,322		126,322	
Fernandes, Gabriel	74,029	8,501	82,530		82,530	76,250	8,756	85,006		85,006	
Friedberg, Samuel J.	74,737		74,737	6,633	81,370	76,979		76,979	6,832	83,811	
Graybill, John R.	3,979	110,533	114,512		114,512	4,217	113,876	118,093		118,093	
Hoyumpa, Anastacio M.	33,952	53,895	87,847	15,406	103,253	35,152	53,895	89,047	15,406	104,453	
Jenkinson, Stephen G.	42,537	54,598	97,135	20,465	117,600	44,238	54,598	98,836	21,284	120,120	
Lifschitz, Meyer D.	27,275	82,038	109,313		109,313	28,366	58,173	86,539	24,820	111,359	
McCall, David	94,044	14,677	108,721	17,699	126,420	96,898	16,566	113,464	16,748	130,212	
McGuire, William L.	93,353	55,535	148,888		148,888	97,087	57,757	154,844		154,844	
Mundy, Gregory R.	70,094	78,725	148,819		148,819	73,598	82,661	156,259		156,259	
Osborne, Charles K.	90,135	28,464	118,599		118,599	93,740	29,602	123,342		123,342	
Roodman, G. David		83,982	83,982	31,500	115,482		83,982	83,982	32,760	116,742	
Schenker, Steven	41,972	70,872	112,844	13,296	126,140	43,650	71,551	115,201	13,828	129,029	
Sherman, David G.	39,449	86,614	126,063		126,063	41,421	88,215	129,636		129,636	
Speeg, Kermit V.	38,982	54,833	93,815	16,149	109,964	41,321	54,833	96,154	17,118	113,272	
Talal, Norman	27,920	72,834	100,754	24,825	125,579	28,478	73,194	101,672	25,322	126,994	
Von Hoff, Daniel D.	19,444	104,403	123,847		123,847	20,222	108,578	128,800		128,800	
Williams, Dwight M.	13,165	81,442	94,607	5,100	99,707	13,823	81,442	95,265	5,355	100,620	
Young, Eleanor A.	35,583	15,177	50,760		50,760	36,650	15,632	52,282		52,282	
Assistant Professor											
Forrester, Ralph H.	70,700		70,700		70,700	72,114		72,114		72,114	

THE UNIVERSITY OF TEXAS HEALTH SCIENCE CENTER AT SAN ANTONIO

U. T. BOARD OF REGENTS' MEETING

APRIL 11, 1991

AMENDMENTS TO THE 1991 BUDGET
(Continued)

Department	Prior Status			Augmen- tation	Tot Com- pensation	Amended Status			Augmen- tation	Tot Com- pensation	RBC
	Salary State	Rate Other	Total			Salary State	Rate Other	Total			
OUS (continued)											
Professor & Chair/D F Parman											
1. Stein, Jay H.	119,702	8,322	128,024	124,256	252,280	123,341	8,575	131,916	128,084	260,000	14
Assoc Professor & Dep Chair											
1. Harris, Gary D.	93,644	14,992	108,636		108,636	99,264	15,891	115,155		115,155	
Assoc Professor											
1. Brady, Charles E, III	66,780		66,780	22,260	89,040	70,119		70,119	23,373	93,492	
1. Chirgwin, John M.	41,396	30,370	71,766		71,766	42,638	30,370	73,008		73,008	
1. Fischbach, Michael	29,559	53,364	82,923	12,357	95,280	31,037	53,364	84,401	12,975	97,376	
1. Freeman, Gregory L.		84,663	84,663	24,293	108,956		85,363	85,363	24,779	110,142	
1. Intentionally left blank											
1. Haffner, Steven M.	64,384	12,631	77,015		77,015	68,247	13,388	81,635		81,635	
1. Katz, Michael S.	3,627	81,442	85,069	5,441	90,510	3,845	81,442	85,287	5,767	91,054	
1. Levine, Shirley P.	88,472		88,472	8,108	96,580	93,780		93,780	8,594	102,374	
1. Miller, D. Douglas	34,737	46,727	81,464	13,410	94,874	35,779	46,727	82,506	13,812	96,318	
1. Peters, Jay I.	87,369	14,817	102,186		102,186	90,864	15,410	106,274		106,274	
1. Weiss, Geoffrey R.	43,199	43,199	86,398		86,398	45,792	45,792	91,584		91,584	
OYN											
Professor											
1. Harper, Michael J.	69,404	16,705	86,109		86,109	71,486	17,206	88,692		88,692	
1. Roy, Arun K.	71,784	21,201	92,985		92,985	73,938	21,837	95,775		95,775	
2. Shain, Rochelle N.	71,155		71,155		71,155	79,500		79,500		79,500	
1. Silar-Khodr, Theresa M.	47,141	23,218	70,359		70,359	53,119	23,201	76,320		76,320	
Assoc Professor											
1. Eddy, Carlton A.	65,000		65,000		65,000	66,950		66,950		66,950	
Assoc Prof & Chair											
1. Pauerstein, Carl J.	115,670	10,470	126,140	126,140	252,280	115,570	14,430	130,000	130,000	260,000	
OHNS											
Professor											
1. Cooper, John C., Jr.	53,306		53,306	13,326	66,632	54,372		54,372	13,326	67,698	
Assoc Professor											
1. Wiederhold, Michael L.	21,294	36,445	57,739		57,739	21,720	36,445	58,165		58,165	
OPHALMOLOGY											
Professor & Chair											
1. van Heuven, Wichard	109,960		109,960	105,142	215,102	114,908		114,908	109,874	224,782	
Professor											
1. Lam, Kwok-Wai	73,825	13,645	87,470		87,470	73,810	14,479	88,289		88,289	
Assoc Professor											
1. Applegate, Raymond A.	66,861	134	66,995		66,995	68,866	134	69,000		69,000	
OPHTRICS											
Professor & Chair											
1. Mangos, John A.	107,855		107,855	71,485	179,340	111,091		111,091	73,630	184,721	
Professor											
2. Escobedo, Marilyn B.	89,832		89,832	25,853	115,685	92,527		92,527	26,629	119,156	
1. Knicker, William T.	102,606		102,606		102,606	105,684		105,684		105,684	
4. Park, Myung K.	96,339		96,339	8,661	105,000	102,119		102,119	9,181	111,300	
5. Parmley, Richard T.	96,349		96,349		96,349	102,130		102,130		102,130	
6. Sumaya, Ciro V.	90,924	9,034	99,958		99,958	100,571	9,305	109,876		109,876	
Assoc Professor											
7. Clayton, Robert J.	83,870		83,870		83,870	86,386		86,386		86,386	
9. Foulds, D. Michael	78,286		78,286	13,815	92,101	82,983		82,983	14,644	97,627	
9. Kotas, Robert V.	86,581		86,581		86,581	89,178		89,178		89,178	
1. Williams, Thomas E.	84,276		84,276		84,276	89,333		89,333		89,333	
1. Wood, Pamela R.	70,176		70,176	6,324	76,500	74,387		74,387	6,703	81,090	
OPH MEDICINE											
Professor & Chair											
2. Walsh, Nicolas E.	127,197		127,197	82,803	210,000	130,000		130,000	91,500	221,500	
Assoc Professor & Dep Chair											
3. Dumitru, Daniel	82,725	18,257	100,982	9,258	110,240	85,207	19,006	104,213	9,287	113,500	
Assoc Professor											
4. Currie, Donald M.	82,500	19,246	101,746	5,276	107,022	84,975	20,034	105,009	5,191	110,200	
5. Faulkner, Virgil W.	51,000		51,000	5,602	56,602	52,530		52,530	5,770	58,300	
6. Gall, Norman G.	27,500	69,527	97,027	11,369	108,396	28,325	71,877	100,202	11,378	111,580	
OPHOPAEDICS											
Professor & Chair											
7. Heckman, James D.	103,880	19,033	122,913	112,087	235,000	109,074	19,985	129,059	117,691	246,750	
Professor											
8. Boyan, Barbara Dale	61,910	25,534	87,444		87,444	63,767	26,300	90,067		90,067	

THE UNIVERSITY OF TEXAS HEALTH SCIENCE CENTER AT SAN ANTONIO

U. T. BOARD OF REGENTS' MEETING

APRIL 11, 1991

AMENDMENTS TO THE 1991 BUDGET
(Continued)

Department	Prior Status			Augmen- tation	Tot Com- pensation	Amended Status			Augmen- tation	Tot Com- pensation	RBC
	Salary State	Rate Other	Total			Salary State	Rate Other	Total			
PHYSICS (continued)											
PHYSICIANRY											
Professor & Chair											
1. Leon, Robert L.	109,872	20,534	130,406	80,594	211,000	113,168	21,150	134,318	83,012	217,330	
Professor											
10. Costello, Raymond M.	37,126	26,665	63,791	6,937	70,728	38,982	27,998	66,980	7,284	74,264	
11. Fuller, David S.	95,404	12,600	108,004	7,788	115,792	98,266	12,978	111,244	8,022	119,266	
12. Lawrence, Leonard E.	99,548		99,548	30,776	130,324	103,287		103,287	32,253	135,540	
13. Martinez, Cervando, Jr.	95,905	22,205	118,110	9,090	127,200	98,782	22,871	121,653	9,363	131,016	
14. Matthews, Kenneth L.	100,102	13,392	113,494	7,950	121,444	103,105	13,794	116,899	8,188	125,087	
15. Pfeiffer, Carl M.	67,837	1,150	68,987		68,987	69,873	1,184	71,057		71,057	
16. Schoenfeld, Lawrence S.	56,617	13,281	69,898	9,486	79,384	59,448	13,945	73,393	9,960	83,353	
17. Shanfield, Stephen B.	99,552	3,611	103,163		103,163	102,539	3,719	106,258		106,258	
18. Stedman, James N.	58,122	9,777	67,899		67,899	61,028	10,266	71,294		71,294	
Professor & Dep Chair/M D Karren											
19. Bowden, Charles L.	107,086	36,333	143,419	14,520	157,939	110,299	37,423	147,722	14,956	162,678	
Associate Professor											
20. Hatch, John P.	41,564	5,295	46,859		46,859	42,811	5,454	48,265		48,265	
21. Hoppe, Margaret S.	56,722	8,251	64,973		64,973	59,841	8,706	68,547		68,547	
Professor/H A Auler											
22. Maas, James W.	84,888	24,168	109,056		109,056	87,435	24,893	112,328		112,328	
PHYSIOLOGY											
Professor & Chair											
3. Reuter, Stewart R.	119,870		119,870	106,868	226,738	127,860		127,860	110,215	238,075	
Professor											
4. Blumhardt, Ralph	114,264		114,264	54,758	169,022	117,700		117,700	56,400	174,100	
5. Fullerton, Gary D.	95,979		95,979		95,979	101,700		101,700		101,700	
6. Greenberg, Elliot I.	110,032		110,032	26,598	136,630	113,400		113,400	27,350	140,750	
7. Palmaz, Julio C.	88,998		88,998	60,702	149,700	93,000		93,000	61,190	154,190	
8. Siegle, Robert L.	114,264		114,264	58,520	172,784	117,703		117,703	60,276	177,979	
9. Waggener, Robert G.	51,743		51,743	14,132	65,875	53,825		53,825	14,823	68,648	
Associate Professor											
10. Meltz, Martin L.	32,973	32,973	65,946		65,946	34,600	34,600	69,200		69,200	
PHYSIOLOGY											
Professor & Chair/Dr W B Russ											
11. Aust, Joe B.	103,455	17,545	121,000	119,000	240,000	124,104		124,104	123,096	247,200	
Professor & Dep Chair											
12. Root, Harlan D.	105,000		105,000	81,000	186,000	107,500		107,500	83,500	191,000	
Professor											
13. Brown, Willis E., Jr.	89,785	4,231	94,016	93,984	188,000	92,285	4,348	96,633	96,367	193,000	
14. Cruz, Anatolio B., Jr.	93,000	9,623	102,623	81,377	184,000	95,500	9,623	105,123	83,877	189,000	
15. Grover, Frederick L.	42,000	54,833	96,833	87,167	184,000	45,500	54,833	100,333	89,667	190,000	
16. Levine, Barry A.	50,400	41,892	92,292	91,708	184,000	52,407	42,879	95,286	93,714	189,000	
17. McFee, Arthur S.	93,000	9,623	102,623	81,377	184,000	95,500	9,623	105,123	83,877	189,000	
18. Pape, Carey P.	52,500	43,866	96,366	86,634	183,000	55,000	43,866	98,866	89,134	188,000	
19. Rogers, Waid	39,500	57,939	97,439	86,561	184,000	42,000	57,939	99,939	89,061	189,000	
20. Schwesinger, Wayne H.	47,500	44,346	91,846	91,154	183,000	50,000	44,371	94,371	93,629	188,000	
21. Sitrinek, Kenneth R.	75,800	17,765	93,565	90,435	184,000	78,300	17,765	96,065	92,935	189,000	
22. Story, Jim L.	103,159	4,646	107,805	106,196	214,001	106,008	4,781	110,789	109,211	220,000	
23. Trinkle, J. Kent	106,500		106,500	83,500	190,000	110,000		110,000	86,000	196,000	
Associate Professor											
24. Cohen, David J.	32,000	47,961	79,961	49,039	129,000	33,266	48,429	81,695	50,305	132,000	
25. Gaskill, Harold V., III	75,000	8,636	83,636	69,364	153,000	76,877	8,883	85,760	71,240	157,000	
26. Lum, Calhann T.	87,000	9,129	96,129	56,871	153,000	89,000	9,129	98,129	58,871	157,000	
27. Sarosdy, Michael F.	67,000	15,791	82,791	80,209	163,000	68,754	16,285	85,039	81,961	167,000	
PHYSIOLOGY & STRUCTURAL BIOLOGY											
Professor & Chair											
18. Bowman, Barbara H.	117,600		117,600	25,092	142,692	121,716		121,716	25,844	147,560	
Professor & Dep Chair											
19. Adrian, Erle K., Jr.	104,754		104,754		104,754	106,888		106,888		106,888	
Professor											
20. Cameron, Ivan L.	78,086		78,086		78,086	80,220		80,220		80,220	
21. Hagino, Nobuyoshi	68,298		68,298		68,298	70,432		70,432		70,432	
22. Klebe, Robert J.	85,029		85,029		85,029	87,163		87,163		87,163	
23. Morgan, William W.	77,709		77,709		77,709	79,843		79,843		79,843	
24. Naylor, Susan L.	63,140		63,140		63,140	100,000		100,000		100,000	
25. Reiter, Russel J.	95,993		95,993		95,993	98,127		98,127		98,127	
26. Sheridan, Peter J.	69,098		69,098		69,098	71,232		71,232		71,232	
27. Williams, Vick	84,405		84,405		84,405	86,539		86,539		86,539	
28. Winborn, William B.	68,560		68,560		68,560	70,694		70,694		70,694	

THE UNIVERSITY OF TEXAS HEALTH SCIENCE CENTER AT SAN ANTONIO

U. T. BOARD OF REGENTS' MEETING

APRIL 11, 1991

AMENDMENTS TO THE 1991 BUDGET
(Continued)

ment	Prior Status			Augmen- tation	Tot Com- pensation	Amended Status			Augmen- tation	Tot Com- pensation	RBC
	Salary Rate State	Other	Total			Salary Rate State	Other	Total			
SS (continued)											14
oc Professor											
1. Barnett, Don R.	62,901		62,901		62,901	65,035		65,035		65,035	
1. Chatterjee, Bandana	35,708	26,626	62,334		62,334	37,842	26,626	64,468		64,468	
1. Dung, Hou-Chi	38,162		38,162		38,162	40,296		40,296		40,296	
1. Herbert, Damon C.	70,021		70,021		70,021	72,155		72,155		72,155	
1. Houston, Marshall L.	64,800		64,800		64,800	66,934		66,934		66,934	
1. Jagadeeswaran, Pudur	56,444		56,444		56,444	58,578		58,578		58,578	
1. Moore, Charleen M.	78,537		78,537		78,537	80,671		80,671		80,671	
1. Sakagucki, Alan Y.	49,529		49,529		49,529	58,000		58,000		58,000	
1. Sharp, Zelton D.	58,000		58,000		58,000	75,000		75,000		75,000	
1. Smith, Nancy K.	54,294		54,294		54,294	56,428		56,428		56,428	
1. Vaughan, Mary K.	58,559		58,559		58,559	60,693		60,693		60,693	
1. Weaker, Frank J.	55,451		55,451		55,451	57,585		57,585		57,585	
1. Yang, Fuemel	59,333		59,333		59,333	61,467		61,467		61,467	
HEMISTRY											
Professor & Chair											
2. Olson, Merle S.	117,600		117,600	6,595	124,195	122,892		122,892	6,858	129,750	
Professor & Dep Chair											
1. Nishimura, Jonathan S.	92,478		92,478		92,478	95,252		95,252		95,252	
Professor											
1. Barnes, Larry D.	61,667		61,667		61,667	65,367		65,367		65,367	
1. Horowitz, Paul M.	89,279		89,279		89,279	91,959		91,959		91,959	
1. Keenan, Roy W.	69,304		69,304		69,304	71,381		71,381		71,381	
1. Lee, John C.	75,140		75,140		75,140	77,394		77,394		77,394	
1. Luduena, Richard F.	64,639		64,639		64,639	67,224		67,224		67,224	
1. Masters, Bettie Sue											
1. Siler	44,850	70,150	115,000		115,000	46,200	72,250	118,450		118,450	
1. Robinson, Neal C.	64,272		64,272		64,272	66,200		66,200		66,200	
1. Serwer, Philip	73,081		73,081		73,081	75,274		75,274		75,274	
oc Professor											
2. Nall, Barry T.	55,594		55,594		55,594	58,930		58,930		58,930	
oc Professor											
1. Weinstein, Sandra R.	40,747		40,747		40,747	41,969		41,969		41,969	
BIOLOGY											
Professor & Chair											
1. Baseman, Joel B.	117,600		117,600	12,550	130,150	122,892		122,892	13,052	135,944	
Professor											
1. Barbour, Alan G.	86,213	27,050	113,263		113,263	90,524	28,403	118,927		118,927	
1. Gauntt, Charles J.	68,276		68,276		68,276	70,324		70,324		70,324	
1. Haldenwang, William G.	59,488		59,488		59,488	65,437		65,437		65,437	
1. LeBlanc, Donald J.	74,350		74,350		74,350	76,677		76,677		76,677	
1. Mattingly, Stephen J.	62,922		62,922		62,922	65,439		65,439		65,439	
oc Professor											
1. Alderete, John F.	67,053		67,053		67,053	69,125		69,125		69,125	
1. Krolick, Keith A.	58,678		58,678		58,678	61,025		61,025		61,025	
1. Moody, Eric E. M.	37,871		37,871		37,871	39,007		39,007		39,007	
1. Paque, Ronald E.	49,102		49,102		49,102	50,575		50,575		50,575	
1. Sanford, Barbara A.	57,567		57,567		57,567	59,295		59,295		59,295	
1. Teale, Judy M.	59,989		59,989		59,989	62,389		62,389		62,389	
1. Thomas, Virginia L.	45,226		45,226		45,226	46,583		46,583		46,583	
1. Wintars, Wendell D.	51,567		51,567		51,567	53,114		53,114		53,114	
MOLOGY											
Professor & Chair											
1. Papermaster, David S.	111,043		111,043	101,957	213,000	111,000	9,000	120,000	100,000	220,000	
Professor & Chair/F M Townsend											
1. Banks, Peter M.	85,000		85,000	76,120	161,120	88,818	24,182	113,000	52,000	165,000	
Professor											
1. Aufdemorte, Thomas B.	80,500		80,500	25,000	105,500	83,700		83,700	25,000	108,700	
1. Coalson, Jacqueline J.	95,000		95,000	18,300	113,300	100,500		100,500	18,300	118,800	
1. Ghidoni, John J.	73,000		73,000	37,700	110,700	74,400		74,400	37,700	112,100	
1. Jorgensen, James H.	46,100	20,000	66,100	32,700	98,800	69,500		69,500	32,700	102,200	
1. Kreisberg, Jeffrey I.	36,870	43,018	79,888	3,000	82,888	38,140	43,018	81,158	3,000	84,158	
1. McMahan, Clyde A.	68,500		68,500	9,000	77,500	70,500		70,500	9,000	79,500	
1. McManus, Linda M.	62,700		62,700	21,500	84,200	64,100		64,100	21,500	85,600	
1. Montiel, Milka M.	116,000		116,000	49,000	165,000	122,900		122,900	49,000	171,900	
1. Pinckard, Robert N.	80,000		80,000	20,000	100,000	81,600		81,600	20,000	101,600	
1. Schiess, Alvin V.	82,000		82,000	21,500	103,500	84,500		84,500	21,500	106,000	
1. Schwartz, Colin J.	92,000		92,000	31,000	123,000	93,800		93,800	31,000	124,800	
1. Venkatachalam, Manjeri A.	94,001	8,174	102,175	20,600	122,775	95,956	8,344	104,300	20,600	124,900	
oc Professor											
1. Clara, Charlotte N.	29,700	58,116	87,816	23,400	111,216	32,000	58,116	90,116	23,400	113,516	
1. Mott, Glen E.	58,500		58,500	6,500	65,000	60,500		60,500	6,500	67,000	
1. Sharkey, Francis E.	98,000		98,000	28,000	126,000	102,000		102,000	28,000	130,000	

THE UNIVERSITY OF TEXAS HEALTH SCIENCE CENTER AT SAN ANTONIO

U. T. BOARD OF REGENTS' MEETING

APRIL 11, 1991

AMENDMENTS TO THE 1991 BUDGET
(Continued)

Department	Prior Status			Augmen- tation	Tot Com- pensation	Amended Status			Augmen- tation	Tot Com- pensation	RB
	Salary State	Rate Other	Total			Salary State	Rate Other	Total			
IS (continued)											
MICROBIOLOGY											
Professor											
6. Bishop, Vernon S.	113,248		113,248		113,248	116,645		116,645		116,645	
6. Blum, Kenneth	61,376		61,376		61,376	63,217		63,217		63,217	
7. Medina, Miguel A.	81,246		81,246		81,246	83,684		83,684		83,684	
3. Shepherd, Alexander M.M.	63,338		63,338	24,755	88,093	68,088		68,088	28,477	96,565	
1. Stavinoha, William B.	92,881		92,881		92,881	95,667		95,667		95,667	
1. Ticku, Maharaj K.	78,953		78,953		78,953	81,321		81,321		81,321	
Associate Professor											
1. Felpel, Leslie P.	69,035		69,035		69,035	71,107		71,107		71,107	
2. Haywood, Joseph R.	71,223		71,223		71,223	73,359		73,359		73,359	
3. Henderson, George I.	16,016	48,047	64,063		64,063	16,016	48,047	64,063	3,844	67,907	
4. Huffman, Ronald D.	68,506		68,506		68,506	70,561		70,561		70,561	
5. Keeton, Thomas K.	76,636		76,636		76,636	78,934		78,934		78,934	
5. Knodel, Leroy C.	48,660		48,660		48,660	50,738		50,738		50,738	
7. Ross, David H.	61,439		61,439		61,439	62,053		62,053		62,053	
MICROBIOLOGY											
Professor & Chair											
9. Masoro, Edward J.	86,201	31,399	117,600	2,332	119,932	88,787	31,399	120,186	2,402	122,588	
Professor											
3. Johnson, John M.	66,500		66,500		66,500	68,500		68,500		68,500	
J. Kalu, Dike N.	71,100		71,100		71,100	74,000		74,000		74,000	
1. King, Richard J.	85,000		85,000		85,000	88,000		88,000		88,000	
2. Levinson, Charles	87,100		87,100		87,100	90,000		90,000		90,000	
3. McCarter, Roger J. M.	69,279		69,279		69,279	71,600		71,600		71,600	
4. Shepherd, Albert P., Jr.	69,700		69,700		69,700	73,000		73,000		73,000	
5. Smith, Thomas C.	71,800		71,800		71,800	74,000		74,000		74,000	
5. Yu, Byung P.	86,300		86,300		86,300	89,200		89,200		89,200	
Associate Professor											
7. Bertrand, Helen A.	56,100		56,100		56,100	57,800		57,800		57,800	
8. Brooks-Eidelberg, Barbara	51,700		51,700		51,700	52,800		52,800		52,800	
9. Deavers, Stephanie I.	59,500		59,500		59,500	61,400		61,400		61,400	
0. Green, Gary M.	56,800		56,800		56,800	58,800		58,800		58,800	
1. Herlihy, Jeremiah T.	64,200		64,200		64,200	66,200		66,200		66,200	
2. Maxwell, Leo C.	56,900		56,900		56,900	58,800		58,800		58,800	
3. Proppe, Duane W.	63,700		63,700		63,700	65,700		65,700		65,700	
4. Ward, Walter F.	60,900		60,900		60,900	62,800		62,800		62,800	
DENTAL SCHOOL											
UNITY DENTISTRY											
Professor & Chair											
5. Brown, John P.	88,200		88,200		88,200	90,700		90,700		90,700	
Professor											
6. Suddick, Richard P.	64,153		64,153		64,153	65,400		65,400		65,400	
Associate Professor											
7. Neenan, M. Elaine	63,984		63,984		63,984	66,750		66,750		66,750	
8. Thrash, William J.	64,957		64,957	936	65,893	66,256		66,256	936	67,192	
LABORATORY DIAGNOSTIC SCIENCE											
Professor & Chair											
9. Matteson, Stephen R.	100,400		100,400		100,400	104,000		104,000		104,000	
Professor											
0. Baker, Bill R.	83,048		83,048		83,048	85,119		85,119		85,119	
1. Collins, Edwin M.	77,777		77,777		77,777	78,977		78,977		78,977	
2. Cottone, James A.	76,310		76,310		76,310	79,310		79,310		79,310	
3. Langlais, Robert P.	79,132		79,132		79,132	81,732		81,732		81,732	
4. Langland, Olaf E.	78,447		78,447		78,447	80,447		80,447		80,447	
5. Segreto, Vincent A.	58,005	22,048	80,053		80,053	59,605	22,709	82,314		82,314	
Associate Professor											
6. Glass, Birgit	66,678		66,678		66,678	69,328		69,328		69,328	
7. McDavid, William D.	63,459		63,459		63,459	66,109		66,109		66,109	
Assistant Professor											
8. Morse, Richard G.	58,986		58,986		58,986	59,386		59,386		59,386	
DENTISTRY											
Professor & Chair											
9. Del Rio, Carlos E.	82,500		82,500		82,500	84,000		84,000		84,000	
Professor											
0. Alexander, Joel B.	73,026		73,026		73,026	75,947		75,947		75,947	
1. Montgomery, Steve	70,462		70,462		70,462	72,223		72,223		72,223	
2. Senia, E. Steve	75,065		75,065		75,065	77,692		77,692		77,692	
Associate Professor											
3. Walters, Glenn R., Sr.	63,040		63,040		63,040	64,931		64,931		64,931	
LABORATORY PRACTICE											
Associate Professor & Chair											
1. Berrong, Joseph M.	93,500		93,500		93,500	96,500		96,500		96,500	

THE UNIVERSITY OF TEXAS HEALTH SCIENCE CENTER AT SAN ANTONIO

U. T. BOARD OF REGENTS' MEETING

APRIL 11, 1991

AMENDMENTS TO THE 1991 BUDGET
(Continued)

Department	Prior Status			Amended Status			Augmen- tation	Tot Com- pensation	RBC
	Salary State	Rate Other	Total	Augmen- tation	Tot Com- pensation	Salary State			
US (continued)									
oc Professor									
5. Dale, Robert A.	67,574		67,574		67,574	70,277		70,277	70,277
6. Dodge, William W.	81,706		81,706	1,000	82,706	86,460	1,000	87,460	87,460
7. Gildersleeve, John R.	61,508		61,508	1,500	63,008	63,968	1,500	65,468	65,468
8. Hardage, Jack L.	74,316		74,316	1,500	75,816	76,545	1,500	78,045	78,045
9. Hicks, Jeffery L.	63,305		63,305		63,305	65,837		65,837	65,837
0. Robbins, James W.	64,604		64,604	7,500	72,104	67,188	7,500	74,688	74,688
1. Sandoval, Victor A.	63,014		63,014		63,014	65,534		65,534	65,534
2. Snyder, David E.	61,938		61,938		61,938	63,177		63,177	63,177
3. Weed, Roger	62,081		62,081		62,081	64,565		64,565	64,565
t Professor									
4. Haynes, Hazel	60,043		60,043		60,043	61,244		61,244	61,244
ODONTICS									
fessor & Chair									
5. Storey, Arthur T.	100,400		100,400		100,400	102,500		102,500	102,500
fessor									
6. Biggerstaff, Robert H.	84,841		84,841	12,000	96,841	87,049	12,000	99,049	99,049
ORAL DENTISTRY									
fessor									
7. Bugg, James L., Jr.	89,178		89,178		89,178	91,178		91,178	91,178
8. Garcia-Godoy, Franklin	66,183		66,183		66,183	69,433		69,433	69,433
9. Jorgenson, Ronald J.	72,829		72,829		72,829	73,557		73,557	73,557
0. King, David L.	80,538		80,538		80,538	83,759		83,759	83,759
1. Kuramitsu, Howard	75,000		75,000		75,000	78,000		78,000	78,000
2. Ranly, Don M.	86,228		86,228		86,228	89,677		89,677	89,677
ODONTICS									
fessor									
3. Wolt, Stanley C.	98,275		98,275		98,275	101,518		101,518	101,518
oc Professor									
4. Alvarez, Olav F.	67,476		67,476		67,476	68,826		68,826	68,826
5. Ebersole, Jeffrey L.	83,815		83,815		83,815	85,491		85,491	85,491
6. Lane, James J.	67,793		67,793	1,000	68,793	69,691	1,000	70,691	70,691
7. Willmann, Donald E.	99,154		99,154		99,154	102,309		102,309	102,309
ORTHODONTICS									
fessor & Chair									
8. Feldmann, Earl E.	81,000		81,000		81,000	82,500		82,500	82,500
fessor									
9. Fowler, James A., Jr.	70,291		70,291	7,141	77,432	73,801	7,141	80,942	80,942
0. Morrow, Robert M.	85,138		85,138		85,138	87,900		87,900	87,900
1. Stewart, Kenneth L.	85,737		85,737		85,737	88,300		88,300	88,300
oc Professor									
2. Everhart, Robert J.	62,579		62,579		62,579	64,840		64,840	64,840
3. Jones, John D.	57,291		57,291	5,500	62,791	60,100	5,500	65,600	65,600
ORAL DENTISTRY									
fessor & Chair									
4. Berry, Thomas, G.	98,250		98,250		98,250	100,800		100,800	100,800
fessor									
5. Barghi, Nasser	90,789		90,789		90,789	92,605		92,605	92,605
6. Childers, James M.	68,495		68,495		68,495	69,906		69,906	69,906
7. Richardson, Joseph T.	73,760		73,760		73,760	74,498		74,498	74,498
oc Professor									
8. Cavazos, Edmund, Jr.	75,720		75,720		75,720	77,613		77,613	77,613
9. Kaiser, David A.	76,053		76,053	9,900	85,953	78,335	9,900	88,235	88,235
0. Marshall, Thomas D.	59,741		59,741		59,741	62,429		62,429	62,429
1. Norling, Barry K.	69,406		69,406		69,406	70,794		70,794	70,794
2. Nowlin, Thomas P.	71,840		71,840	2,400	74,240	74,714	2,400	77,114	77,114
3. Re, Gerald J.	63,194		63,194		63,194	64,774		64,774	64,774
4. Titus, Harry W.	57,962		57,962		57,962	60,425		60,425	60,425
5. Troendle, Karen B.	63,921		63,921		63,921	66,158		66,158	66,158
st Professor									
6. Nicholson, Jerry W.	59,223		59,223		59,223	61,296		61,296	61,296
ORAL & MAXIL SURGERY									
fessor & Chair									
7. Tilson, Hugh B.	110,281		110,281	54,055	164,336	114,300	55,950	170,250	170,250
fessor									
8. Triplett, Robert G.	85,800		85,800	31,206	117,006	88,150	31,206	119,356	119,356
9. Van Sickels, Joseph E.	83,600		83,600	31,140	114,740	85,955	31,140	117,095	117,095
oc Professor									
0. Alley, Richard S.	78,903		78,903		78,903	81,259		81,259	81,259
1. Stumpf, Arthur J., Jr.	79,010		79,010		79,010	81,366		81,366	81,366
st Professor									
2. Bell, Fred A., III	80,839		80,839		80,839	83,194		83,194	83,194

14

THE UNIVERSITY OF TEXAS HEALTH SCIENCE CENTER AT SAN ANTONIO

U. T. BOARD OF REGENTS' MEETING

APRIL 11, 1991

AMENDMENTS TO THE 1991 BUDGET
(Continued)

Department Title	Prior Status		Augmen- tation	Tot Com- pensation	Amended Status		Augmen- tation	Tot Com- pensation	RBC
	Salary State	Rate Other			Salary State	Rate Other			
DUS (continued)									
STATE SCHOOL OF BIOMEDICAL SCIENCES									
OFFICE OF THE DEAN									
soc Dean									
03. Mikiten, Terry M.	73,558		73,558	73,558	75,764		75,764	75,764	14
MED HEALTH									
MEDICAL TECHNOLOGY									
soc Professor									
04. Mahon, Consuelo R.	34,051		34,051	34,051	35,977		35,977	35,977	
05. Smith, Linda A.	42,802		42,802	42,802	43,967		43,967	43,967	
soc Prof & Prog Director									
06. McKenzie, Shirlyn B.	51,060		51,060	51,060	53,093		53,093	53,093	
OCCUPATIONAL THERAPY									
soc Professor									
07. Barnes, Karin J.	38,633		38,633	38,633	45,000		45,000	45,000	
soc Prof & Prog Director									
08. Schwartz, Richard K.	63,282		63,282	63,282	65,180		65,180	65,180	
SCHOOL ASSISTING EDUCATION									
soc Prof & Prog Director									
09. McCarter, Christine L.	48,418		48,418	48,418	49,418		49,418	49,418	
SCHOOL LABORATORY TECHNOLOGY									
soc Prof & Prog Director									
10. Davis, Roosevelt	50,631		50,631	50,631	52,351		52,351	52,351	
SCHOOL HYGIENE									
soc Prof									
11. Scheirton, Linda S.	34,500		34,500	34,500	43,000		43,000	43,000	
soc Prof & Prog Director									
12. Wallace, Juanita S.	52,988		52,988	52,988	55,079		55,079	55,079	
SCHOOL SCHOOL									
Professor & Prfssp/L C Cullen									
13. Reed, Suellen B.	75,336		75,336	75,336	78,359		78,359	78,359	
soc Professor									
14. Johnson, Arthur D.	50,085	7,484	57,569	57,569	51,825	7,471	59,296	59,296	
15. Jones, Mary	41,608		41,608	41,608	44,104		44,104	44,104	
16. Lust, Barbara L.	57,775		57,775	57,775	59,508		59,508	59,508	
17. Villarreal, Patricia R.	55,870		55,870	55,870	58,105		58,105	58,105	
Asst Professor									
18. Hoebet, Gail L.	56,531		56,531	56,531	58,227		58,227	58,227	
19. Shockley, Judith	54,180		54,180	54,180	55,805		55,805	55,805	
SCHOOL ADMINISTRATION									
OFFICE OF THE PRESIDENT									
resident									
20. Howe, John P., III	62,160		62,160	102,690	164,850		62,160	111,840	174,000
Asst to the Pres for Spec Projects									
21. Cantu, Sylvia M.	30,000		30,000	30,000	33,000		33,000	33,000	
Asst to the President									
22. Stewart, Roberta A.	46,599		46,599	46,599	47,594		47,594	47,594	
OFFICE OF EXEC ASST TO THE PRES									
Asst to the Pres									
23. Wood, Martha L.	75,839		75,839	75,839	78,090		78,090	78,090	
OFFICE OF EXEC VICE PRES FOR ADM & BUS AFFRS									
Asst Vice Pres for Adm & Bus Affrs									
24. Price, Robert B.	108,184	12,020	120,204	120,204	111,449	12,383	123,832	123,832	
Asst to Exec Vice Pres									
25. Barker, Billy J.	79,380		79,380	79,380	81,400		81,400	81,400	
Asst to Exec Vice Pres									
26. Hine, Janet A.	42,000		42,000	42,000	44,000		44,000	44,000	
SCHOOL MANAGEMENT SUPPORT									
Director									
27. Drake, Margaret M.	64,260		64,260	64,260	66,000		66,000	66,000	
SCHOOL ADMINISTRATION MGMT & SUPPORT									
Director									
28. Siebold, Earl A.	73,185		73,185	73,185	75,000		75,000	75,000	
SCHOOL DIR OF FINANCIAL SVCS									
Asst Director									
29. Lynch, Harry S., Jr.	71,757		71,757	71,757	75,000		75,000	75,000	

THE UNIVERSITY OF TEXAS HEALTH SCIENCE CENTER AT SAN ANTONIO

U. T. BOARD OF REGENTS' MEETING

APRIL 11, 1991

AMENDMENTS TO THE 1991 BUDGET
(Continued)

Department	Prior Status			Augmen- tation	Tot Com- pensation	Amended Status			Augmen- tation	Tot Com- pensation	RBC
	Salary State	Rate Other	Total			Salary State	Rate Other	Total			
IS (continued)											
DIRECTOR OF INST SVCS											
1. Director											
1. Park, Jack C.	75,600		75,600		75,600		79,200		79,200		79,200
ANAL AUDIT OFFICE											
Director											
1. Flournoy, Jacob W.	50,849		50,849		50,849		55,934		55,934		55,934
HUMAN RESOURCES											
Director											
2. Ramirez, Anthony T.	61,950		61,950		61,950		65,000		65,000		65,000
HUMAN SERVICES											
Director											
3. Shapiro, David M.	75,320		75,320		75,320		76,706		76,706		76,706
PRESIDENT FOR ACADEMIC SVCS											
President											
4. Thomas, John A.	106,029		106,029		106,029		110,270		110,270		110,270
PUBLIC AFFAIRS & INFORMATION											
Director											
5. Richardson, Annette D.	44,578		44,578		44,578		45,778		45,778		45,778
INTERNATIONAL AFFAIRS											
Director											
6. Fleming, Travis, M., Jr.	50,080		50,080		50,080		51,580		51,580		51,580
INSTITUTIONAL REVIEW BOARD											
Director											
7. Pierson, Wayne P.	68,250		68,250		68,250		70,298		70,298		70,298
PRESIDENT FOR UNIV RELATIONS											
President											
8. Elston, W. Frank	92,400		92,400		92,400		97,020		97,020		97,020
Director of Development											
9. Etlinger, Mary G.	30,000	10,000	40,000		40,000		30,756	10,252	41,008		41,008
Director of Community Relations											
Special Projects											
10. Wolf, Judy P.		32,100	32,100		32,100			33,400	33,400		33,400
MIDDLE SCHOOL											
DEAN OF THE DEAN											
Dean											
1. Young, James J.	110,250		110,250	34,650	144,900		116,870		116,870	36,724	153,594
Assistant Dean for Administration											
2. Acosta, Sharron A.	64,132		64,132		64,132		67,980		67,980		67,980
Assistant Dean, Spec Proj & Proj Rev											
3. Graydon, Donald M.	62,000		62,000		62,000		63,860		63,860		63,860
HIGH SCHOOL											
DEAN OF THE DEAN											
Dean											
4. Kalkwarf, Kenneth L.	109,242		109,242		109,242		114,704		114,704		114,704
Assistant to the Dean											
5. Alexander, Marilyn J.	41,475		41,475		41,475		43,134		43,134		43,134
Associate Dean for Student Affrs											
6. Carr, Richard, H., Jr.	90,664		90,664		90,664		93,573		93,573		93,573
Associate Dean for Academic Affrs											
7. Kuebker, William A.	89,513		89,513		89,513		92,422		92,422		92,422
Associate Dean for Adv & Hosp Affrs											
8. Redding, Spencer W.	72,168		72,168		72,168		75,390		75,390		75,390
Associate Dean for Cont Ed											
9. Rudd, Kenneth D.	76,500		76,500		76,500		78,000		78,000		78,000
MIDDLE SCHOOL											
DEAN OF THE DEAN											
Dean											
10. Miller, Sanford A.	123,585		123,585		123,585		127,293		127,293		127,293
Assistant Dean for Pharmacy Ed											
11. Littlefield, Louis	62,987		62,987		62,987		64,876		64,876		64,876
Assistant to the Dean											
2. Poehnert, Cathy L.	36,178		36,178		36,178		39,795		39,795		39,795
HIGH SCHOOL											
DEAN OF THE DEAN											
Dean											
3. Hawken, Patty L.	106,050		106,050		106,050		112,109		112,109		112,109

THE UNIVERSITY OF TEXAS HEALTH SCIENCE CENTER AT SAN ANTONIO

U. T. BOARD OF REGENTS' MEETING

APRIL 11, 1991

AMENDMENTS TO THE 1991 BUDGET
(Continued)

Element	Prior Status			Augmen- tation	Tot Com- pensation	Amended Status			Augmen- tation	Tot Com- pensation	RRC
	Salary State	Rate Other	Total			Salary State	Rate Other	Total			
15 (continued)											
Director of the Dean											14
4. Gomez, Rudolph	35,357		35,357		35,357	40,000		40,000		40,000	
LIBRARY ANIMAL RESOURCES											
Director											
5. Wolf, Robert H.	95,739		95,739	7,000	102,739	98,819		98,819	7,000	105,819	
MENTATION SVCS											
Director											
5. Quijano, Frank A.	45,700		45,700		45,700	47,530		47,530		47,530	
ADDITIONAL RESOURCES											
Director											
7. Waldron, James S.	80,955		80,955		80,955	85,270		85,270		85,270	
OUT-PATIENT CLINIC											
Deputy Dean for Clinical Affairs											
3. Rigsby, Billy E.	96,000		96,000		96,000	99,000		99,000		99,000	
RY											
Director											
3. Bowden, Virginia S.	69,445		69,445		69,445	70,706		70,706		70,706	
UNIVERSITY POLICE											
Chief of Police											
1. Bratten, Robert K.	52,500		52,500		52,500	54,600		54,600		54,600	
LABORATORY PLANT-SUPPORT SVCS											
Director											
1. Atkins, Thomas H.	75,600		75,600		75,600	79,200		79,200		79,200	
SERVICES											
Director											
2. Kready, Benjamin F.		90,300	90,300		90,300		100,000	100,000		100,000	

U. T. BOARD OF REGENTS' MEETING

APRIL 11, 1991

AMENDMENTS TO THE 1991 BUDGET
(Continued)

TRANSFERS OF FUNDS

RBC

Center for Human Cell Biotechnology

363. Amount of Transfer: \$80,000

11

From: Sales and Service

To: Salaries (\$20,000)
Staff Benefits (6,000)
Maintenance and Operation (\$34,000)
Equipment (\$20,000)

To establish a service department to provide services and materials to research programs at the Health Science Center.

THE UNIVERSITY OF TEXAS
MD ANDERSON
CANCER CENTER

1864

February 27, 1991

Office of the President

Dr. Charles B. Mullins
Executive Vice Chancellor
for Health Affairs
The University of Texas System
601 Colorado Street
Austin, Texas 78701

Atten: System Budget Office

Dear Dr. Mullins:

The docket for the April 11, 1991, meeting of the Board of Regents is submitted for your recommendation and presentation to the Board.

I recommend approval.

Sincerely,


Charles A. LeMaistre, M.D.
President

CAL:aj



TEXAS MEDICAL CENTER
1515 HOLCOMBE BOULEVARD • HOUSTON, TEXAS 77030 • (713) 792-2121

U. T. BOARD OF REGENTS' MEETING

APRIL 11, 1991

TABLE OF CONTENTS

	<u>Page No.</u>
Gifts from Private Donors and Foundations	CC-3
Business Contracts for Services	CC-4
Funds Coming and/or Going Out	
Standard Affiliation Agreements	CC-5
Patent License Agreements	CC-6
Contracts and Grants for Research, Development, Clinical and Educational Services	
Over \$500,000 (Funds Coming In and/or Funds Going Out)	CC-7
Foreign (Funds Coming In and/or Funds Going Out)	CC-8
All Others.	CC-9
Amendments to the 1991 Budget (including faculty and staff appointments and changes in status and transfers of funds within existing budget totals)	CC-10

THE UNIVERSITY OF TEXAS M.D. ANDERSON CANCER CENTER

U. T. BOARD OF REGENTS' MEETING

APRIL 11, 1991

GIFTS FROM PRIVATE DONORS AND FOUNDATIONS

The following gifts have been received and are recommended for acceptance by the U. T. Board of Regents:

<u>Donor</u>	<u>Purpose</u>	<u>Amount</u>
. Kieberg Foundation 700 North St. Mary's Suite 1200 San Antonio, TX 78205	Experimental pediatrics & scientific achievement	\$320,000
. Sid W. Richardson Foundation 309 Main Street Fort Worth, TX 76102	Tumor marker program	\$200,000
. The Brown Foundation, Inc. 2118 Welch Houston, TX 77019	Lung cancer research	\$150,000
. Abell-Hanger Foundation P.O. Box 430 Midland, TX 79702	Chemoprevention research	\$50,000
. *Anonymous donor	General institutional support	\$50,000
. H.E. Butt Grocery Company P.O. Box 839999 San Antonio, TX 78283	Cancer research	\$50,000
. Susan G. Komen Foundation 6820 LBJ Freeway Suite 130 Dallas, TX 75240	Breast cancer research	\$30,000
. *Mrs. Catherine H. Jacobus 921 South Ocean Delray Beach, FL 33444	Leukemia research	\$31,246.66
. Susan G. Komen Foundation 6820 LBJ Freeway Suite 130 Dallas, TX 75240	Breast cancer research	\$30,000

No letter of transmittal from the donor

U. T. BOARD OF REGENTS' MEETING

APRIL 11, 1991

BUSINESS CONTRACTS FOR SERVICES

(FUNDS GOING OUT)

The following contracts have been awarded, have been administratively approved by the appropriate Executive Vice Chancellor, and are recommended for ratification by the U. T. Board of Regents:

- . Agency: NCNB Texas National Bank
- Funds: \$1,716/month
- Period: February 1, 1991 through January 31, 1992
- Title/Description: Lease 1,584 square feet of space in Suite 537

INOR NEW BUILDING CONSTRUCTION, as authorized by U. T. Board of Regents' Rules and Regulations, Part Two, Chapter VIII Section 4.

- . Contractor: Gaeke Construction Company, Inc.
- Amount: \$291,546.00
- Source of Funds: Plant Funds
- Date of Contract: January 31, 1991
- Estimated Completion Date: July 31, 1991
- Project Title: Administration Building at Science Park Research Facility at Bastrop
- Brief Description: Furnish all of the materials and perform all the work shown on the drawings and described in the specifications of project title

- . Contractor: Williams Development and Construction
- Amount: \$377,029.00
- Source of Funds: Plant Funds
- Date of Contract: January 17, 1991
- Estimated Completion Date: March 15, 1991
- Project Title: Center Pavilion Surface Parking
- Brief Description: Furnish all of the materials and perform all the work shown on drawings and described in the specifications of project title

U. T. BOARD OF REGENTS' MEETING

APRIL 11, 1991

AFFILIATION AGREEMENT(S)

The agreement recommended for approval by the U. T. Board of Regents is based on the model agreement adopted on April 12, 1990.

- . Facility: Southwest Texas State University
San Marcos, Texas
- Date: September 20, 1990
- Purpose: To provide students enrolled in the School of Health Professions to participate in meaningful educational experiences as a part of an academic health care program

U. T. BOARD OF REGENTS' MEETING

APRIL 11, 1991

PATENT LICENSE AGREEMENT(S)

The following agreement have been awarded and are recommended for approval by the U.T. Board of Regents:

- . Licensee: Gamma Biologicals, Inc.
- Fee-Royalty: Documentation fee, \$5,000; 2% of quarterly net sales up to \$750,000; 3% of quarterly net sales over \$750,000 up to \$5.0 million; 5% of quarterly net sales over \$5.0 million; 2% of the amount by which sales exceed Licensee's direct costs; and 50% of all amounts received by Licensee from any sublicensee.
- Period: November 30, 1990 - end of patent right term
- Description: Agreement to grant royalty bearing, exclusive license under licensed subject matter to manufacture, have manufactured, sell and/or distribute licensed product within licensed territory for use within licensed field

U. T. BOARD OF REGENTS' MEETING

APRIL 11, 1991

CONTRACTS OR GRANTS OVER \$500,000

(FUNDS COMING IN)

The following contracts or grants in an amount over \$500,000, have been awarded, have been administratively approved by the appropriate Executive Vice Chancellor, and are recommended for approval by the U.T. Board of Regents.

- . Grantor: Pfizer Pharmaceuticals
No.: CSA 91-11
New Funds: \$812,500
Current Period: January 4, 1991 through January 3, 1992
Title/Description: A Randomized Trial Comparing Cefoperazone/Subactam + Vancomycin vs Imipenem/Cilastatin + Vancomycin as Initial Therapy for Fever in Neutropenic Patients

- . Grantor: Department of Health and Human Services
National Cancer Institute
No.: N01-CO-03865, Modification No. 4
New Funds: \$529,952
Current Period: January 16, 1991 through October 15, 1991
Title/Description: Cancer Information Center

THE UNIVERSITY OF TEXAS M.D. ANDERSON CANCER CENTER

U. T. BOARD OF REGENTS' MEETING

APRIL 11, 1991

FOREIGN CONTRACTS AND GRANTS FOR RESEARCH,
DEVELOPMENT AND EDUCATIONAL SERVICES

(FUNDS COMING IN)

The following item has been awarded and is recommended for approval by the U. T. Board of Regents:

- . Country: Japan
- Business/Entity: Wakunaga Pharmaceutical Company, Ltd.
- No.: Amendment No. 3
- New Funds: \$27,800
- Current Period: December 15, 1990 through August 31, 1992
- Title/Description: Cancer Prevention Studies with Kyolic[®]

- . Country: Canada
- Business/Entity: McGill University
- No.: Subcontract under Prime Grant No. 5 R01 CA22849-13
- New Funds: \$7,177
- Current Period: February 1, 1990 through January 31, 1991
- Title/Description: Complete and Edit Data Base

THE UNIVERSITY OF TEXAS M.D. ANDERSON CANCER CENTER

U. T. BOARD OF REGENTS' MEETING

APRIL 11, 1991

CONTRACTS AND GRANTS FOR RESEARCH, DEVELOPMENT, CLINICAL
AND EDUCATIONAL SERVICES

Since the Docket for the previous meeting of the U. T. Board of Regents, the following activity has taken place with regard to Contracts and Grants for Research, Development, Clinical and Educational Services:

FUNDS COMING IN

I. Non-Governmental, State and Local Government and Federal Government Contracts and Grants							
a.	<table> <tr> <td><u>1991 CC 59-106</u></td> <td>Number of Initial Grant and Contract Awards</td> </tr> <tr> <td>\$ <u>4,845,607</u></td> <td>Value of Awards</td> </tr> </table>	<u>1991 CC 59-106</u>	Number of Initial Grant and Contract Awards	\$ <u>4,845,607</u>	Value of Awards		
<u>1991 CC 59-106</u>	Number of Initial Grant and Contract Awards						
\$ <u>4,845,607</u>	Value of Awards						
b.	<table> <tr> <td><u>1991 CC 107-116</u></td> <td>Number of Fiscal Amendments to Grant and Contract Awards (Increasing or Decreasing by \$10,000)</td> </tr> <tr> <td>\$ <u>1,205,180</u></td> <td>Total of Increased Funding</td> </tr> <tr> <td>\$ <u>193,465.59</u></td> <td>Total of Reduced Funding</td> </tr> </table>	<u>1991 CC 107-116</u>	Number of Fiscal Amendments to Grant and Contract Awards (Increasing or Decreasing by \$10,000)	\$ <u>1,205,180</u>	Total of Increased Funding	\$ <u>193,465.59</u>	Total of Reduced Funding
<u>1991 CC 107-116</u>	Number of Fiscal Amendments to Grant and Contract Awards (Increasing or Decreasing by \$10,000)						
\$ <u>1,205,180</u>	Total of Increased Funding						
\$ <u>193,465.59</u>	Total of Reduced Funding						

FUNDS GOING OUT

II. Non-Governmental, State and Local Government and Federal Government Contracts and Grants							
a.	<table> <tr> <td><u>1991 CC 117</u></td> <td>Number of Initial Grant and Contract Awards</td> </tr> <tr> <td>\$ <u>3,900</u></td> <td>Value of Awards</td> </tr> </table>	<u>1991 CC 117</u>	Number of Initial Grant and Contract Awards	\$ <u>3,900</u>	Value of Awards		
<u>1991 CC 117</u>	Number of Initial Grant and Contract Awards						
\$ <u>3,900</u>	Value of Awards						
b.	<table> <tr> <td><u>None</u></td> <td>Number of Fiscal Amendments to Grant and Contract Awards (Increasing or Decreasing by \$10,000)</td> </tr> <tr> <td>\$ <u>None</u></td> <td>Total of Increased Funding</td> </tr> <tr> <td>\$ <u>None</u></td> <td>Total of Reduced Funding</td> </tr> </table>	<u>None</u>	Number of Fiscal Amendments to Grant and Contract Awards (Increasing or Decreasing by \$10,000)	\$ <u>None</u>	Total of Increased Funding	\$ <u>None</u>	Total of Reduced Funding
<u>None</u>	Number of Fiscal Amendments to Grant and Contract Awards (Increasing or Decreasing by \$10,000)						
\$ <u>None</u>	Total of Increased Funding						
\$ <u>None</u>	Total of Reduced Funding						

APRIL 11, 1991

AMENDMENTS TO THE 1991 BUDGET

The term "rate" for academic institutions is the full-time nine-month base rate and for health institutions is the full-time twelve month base rate; for all other personnel it is the full rate, the appointee receiving a proportionate amount depending upon the fraction of time for which he is appointed and the period of his appointment. Source of funds for payment of salaries, unless otherwise shown, is the departmental salaries account.

<u>Item, Department, Title, Name</u>	<u>Effective Date</u>	<u>% Time</u>	<u>Full-time Salary</u>		<u>RBC</u>
			<u>No. Mos.</u>	<u>Rate</u>	
<u>APPOINTMENTS, PROMOTIONS, AND SALARY INCREASES</u>					
HE TUMOR INSTITUTE					
MEDICAL STAFF					
Neurosurgery					
1. Raymond Sawaya, M.D.	9/1/90	100	12	\$240,000	2
Source of Funds:					
\$ 82,631 - State					
157,369 - PRS Augmentation					
<u>\$240,000</u> - Total Compensation					
GENERAL INSTITUTIONAL EXPENSE					
Office of the Vice President for Health Policy					
2. George M. Kresch					9
From: Director of Health Policy Development					
		100	12	\$55,600	
To: Director of Health Policy Development					
	1/30/91	100	12	\$66,000	
HE TUMOR INSTITUTE					
MEDICAL STAFF					
Pediatrics					
3. Donna R. Copeland, Ph.D.					6
From: Associate Clinical Psychologist and Associate Professor of Pediatrics (tenure)					
		100	12	\$77,016	
To: Associate Clinical Psychologist and Associate Professor of Pediatrics (tenure)					
	1/30/91	100	12	\$87,016	
Diagnostic Radiology					
4. Luceil North, M.D.					6
From: Radiologist and Professor of Radiology (tenure)					
		100	12	\$181,300	
To: Radiologist and Professor of Radiology (tenure)					
	1/30/91	100	12	\$183,300	
Source of Funds:					
\$125,873 - State					
57,427 - PRS Augmentation					
<u>\$183,300</u> - Total Compensation					

U. T. BOARD OF REGENTS' MEETING

APRIL 11, 1991

AMENDMENTS TO THE 1991 OPERATING BUDGET

TRANSFER OF FUNDSRBC

. Amount of Transfer: \$2,215,982	5
From: Building Services	\$ 400.00
Physical Plant Operations	14,718.00
Physical Plant	11,370.00
Physical Plant Operations	16,400.00
Physical Plant Operations	21,830.00
Physical Plant Operations	2,220.00
Physical Plant Operations	7,700.00
Physical Plant Operations	2,540.00
Physical Plant Operations	54,100.00
Physical Plant Operations	86,610.00
Operations and Staff Quality	500.00
Mail Room	500.00
Facilities Resources	15,120.00
Facilities Resources	16,410.00
Facilities Resources	6,760.00
Operations and Staff Quality	1,351.00
Environmental Health and Safety	730.00
Environmental Health and Safety	1,400.00
Physical Plant Operations	4,700.00
Physical Plant Operations	4,502.00
Physical Plant Operations	1,630.00
Physical Plant Operations	11,800.00
Physical Plant Operations	164,050.00
Physical Plant Operations	6,270.00
Physical Plant Operations	2,600.00
Physical Plant Operations	51,699.00
Physical Plant Operations	24,180.00
Operations and Staff Quality	455.00
Operations and Staff Quality	2,045.00
Design and Construction Services	4,505.00
Operations and Staff Quality	550.00
Design and Construction Services	1,840.00
Operations and Staff Quality	3,024.00
Facility Planning	400.00
Environmental Health and Safety	1,890.00
Environmental Health and Safety	225.00
Clinical Isotopes	200,000.00
VP Patient Care	255,000.00
Medical Oncology	441,000.00
Laboratory Medicine Service	250,000.00
Laboratory Medicine Service	522,958.00
Total	<u>\$2,215,982.00</u>
To: Building Services	\$400.00
Building Services	14,718.00
Off. of Exec. Dir. for Fac. Services	11,370.00
Physical Plant Operations	16,400.00
Physical Plant Operations	21,830.00
Physical Plant Operations	2,220.00
Biomedical Instrumentation	7,700.00
Biomedical Instrumentation	2,540.00
Physical Plant Operations	54,100.00
Off. of Exec. Dir. for Fac. Services	86,610.00
Off. of Exec. Dir. for Fac. Services	500.00

THE UNIVERSITY OF TEXAS M.D. ANDERSON CANCER CENTER

U. T. BOARD OF REGENTS' MEETING

APRIL 11, 1991

AMENDMENTS TO THE 1991 OPERATING BUDGET
(Continued)RANSFER To Continued (RBC 5):

Facilities Resources	500.00
Facilities Resources	15,120.00
Facilities Resources	16,410.00
Off. of Exec. Dir. for Fac. Services	6,760.00
Off. of Exec. Dir. for Fac. Services	1,351.00
Environmental Health and Safety	730.00
Off. Exec. Dir. for Fac. Services	1,400.00
Building Services	4,700.00
Off. of Exec. Dir. for Fac. Services	4,502.00
Physical Plant	1,630.00
Physical Plant	11,800.00
Physical Plant Operations	164,050.00
Physical Plant Operations	6,270.00
Biomedical Instrumentation	2,600.00
Off. of Exec. Dir. for Fac. Services	51,699.00
Physical Plant Operations	24,180.00
Facilities Resources	455.00
Facilities Resources	2,045.00
Facilities Resources	4,505.00
Facilities Resources	550.00
Facilities Resources	1,840.00
Mail Room	3,024.00
Facilities Resources	400.00
Environmental Health and Safety	1,890.00
Environmental Health and Safety	225.00
Clinical Isotopes	200,000.00
VP Patient Care	255,000.00
Medical Oncology	441,000.00
Lab Med. Molecular Diag. Lab	250,000.00
Laboratory Medicine	522,958.00
Total	<u>\$2,215,982.00</u>

Transfer of funds is necessary to effect changes in operations not previously anticipated. This budget transfer does not involve the addition of any funds; it is only a shift in allocation.

THE UNIVERSITY OF TEXAS M.D. ANDERSON CANCER CENTER

U. T. BOARD OF REGENTS' MEETING

APRIL 11, 1991

AMENDMENTS TO THE 1991 OPERATING BUDGET
(Continued)

<u>RANSFER OF FUNDS</u>	<u>RBC</u>
Amount of Transfer: \$1,238,517.09	7
From: M & O Classified Enhancements	<u>\$1,238,517.09</u>
To: Office of VP Patient Care	\$1,586.50
Division of Medicine	2,935.50
Medical Oncology	4,827.90
Neuro-Oncology	1,073.50
Diagnostic Radiology	1,586.50
Radiotherapy	2,888.00
Head & Neck Surgery	845.50
Gynecology	1,002.25
Exp. Diagnostic Radiology	2,878.50
Hematology	10,631.64
Cancer Public Education	6,065.75
Patient Accounts	4,693.00
Clinical Isotopes	4,455.50
Director of Nursing Office	3,334.50
Nursing Service-Education	45,077.50
Patient Residence	15,547.70
Nursing Service - Clinic	248,615.00
Nursing Service - Hospital	636,453.45
Nursing Service - POCU	14,573.00
Nursing Service - MICU	41,774.35
Nursing Service - Operating Room	95,636.50
Nursing Service - SICU	46,036.05
Surgical Care Lab	2,593.50
Quality Assurance	6,251.00
Lab Med - Pheresis	2,099.50
Clark Clinic - CAT Scan	5,833.00
Employee Health Service	2,166.00
Endocrinology	1,491.50
Nursing Service - Clinic	1,681.50
Nursing Service - Hospital	13,832.00
Nursing Service - Operating Room	1,862.00
Nursing Service - SICU	3,505.50
Nursing Service - Clinic	1,710.00
Nursing Service Hospital	1,824.00
Nursing Service Hospital	1,149.50
Total	<u>\$1,238,517.09</u>

Transfer of funds is necessary to effect changes in operations not previously anticipated. This budget transfer does not involve the addition of any funds; it is only a shift in allocation.

U. T. BOARD OF REGENTS' MEETING

APRIL 11, 1991

AMENDMENTS TO THE 1991 OPERATING BUDGET
(Continued)

<u>TRANSFER OF FUNDS</u>	<u>RBC</u>
1. Amount of Transfer: \$1,549,000	18
From: Unappropriated Plant Fund Balance	<u>\$1,549,000.00</u>
To: Acquisition of Fay Property	\$825,000.00
Center Pavilion Parking Project	425,000.00
Construction of SPVD Admin. Facility	299,000.00
Total	<u>\$1,549,000.00</u>

To renovate an apartment building at 1800 Holcombe for conversion as a child care center for use by Cancer Center personnel.

March 4, 1991

Dr. Charles B. Mullins
Executive Vice Chancellor
for Health Affairs
The University of Texas System
111 Colorado Street
Austin, Texas 78701

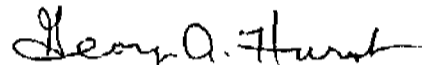
From: System Budget Office

Dear Dr. Mullins:

The docket for the April 11, 1991 meeting of the Board of Regents is submitted for your recommendation and presentation to the Board.

I recommend approval.

Sincerely,



George A. Hurst, M.D.
Director

GAH/DST/kb

U. T. BOARD OF REGENTS' MEETING

APRIL 11, 1991

TABLE OF CONTENTS

	<u>Page No.</u>
Gifts from Private Donors and Foundations	HT- 3
Contracts and Grants for Research, Development, Clinical and Educational Services.	HT- 4

THE UNIVERSITY OF TEXAS HEALTH CENTER AT TYLER

U. T. BOARD OF REGENTS' MEETING

APRIL 11, 1991

GIFTS FROM PRIVATE DONORS AND FOUNDATIONS

The following gifts have been received and are recommended for acceptance by the U. T. Board of Regents:

	<u>Donor</u>	<u>Purpose</u>	<u>Amount</u>
1.	Robert B. Irwin Rosemont Place Tyler, TX 75701	Ambulatory Clinic Campaign	\$ 125,000.00
2.	Texas Chest Foundation P. O. Box 7788 Tyler, TX 75711	Ambulatory Clinic Campaign	\$ 100,000.00

U. T. BOARD OF REGENTS' MEETING

APRIL 11, 1991

CONTRACTS AND GRANTS FOR RESEARCH, DEVELOPMENT, CLINICAL AND EDUCATIONAL SERVICES

Since the Docket for the previous meeting of the U. T. Board of Regents, the following activity has taken place with regard to Contracts and Grants for research, Development, Clinical and Educational Services:

FUNDS COMING IN

- I. Non-Governmental, State and Local Government and Federal Government Contracts and Grants
 - a. 1991 HT 31-32 Number of Initial Grant and Contract Awards
\$260,505 Value of Awards
 - b. _____ Number of Fiscal Amendments to Grant and Contract Awards (Increasing or Decreasing by \$10,000)
 _____ Total of Increased Funding
 _____ Total of Reduced Funding

FUNDS GOING OUT

- II. Non-Governmental, State and Local Government and Federal Government Contracts and Grants
 - a. _____ Number of Initial Grant and Contract Awards
 _____ Value of Awards
 - b. _____ Number of Fiscal Amendments to Grant and Contract Awards (Increasing or Decreasing by \$10,000)
 _____ Total of Increased Funding
 _____ Total of Reduced Funding